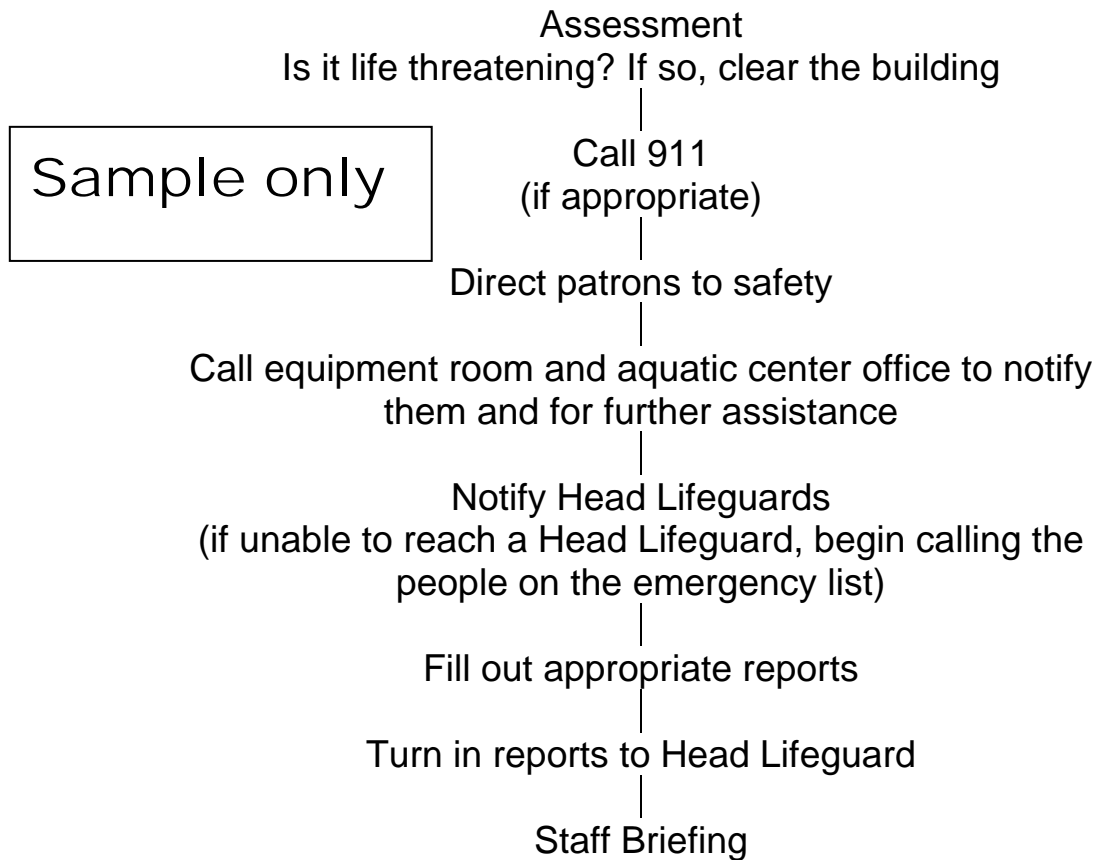


Safety Action Plan Examples

FACILITY EMERGENCY



Courtesy of University of Minnesota Aquatics

1

Disclaimer: USA Swimming, is now, as it always has been, concerned for the safety of its members. It will continue to disseminate such information concerning safety as comes to its attention. However, USA Swimming cannot and does not accept responsibility for the content of any information or material not authored by USA Swimming.

The information and safety suggestions contained in this publication have been compiled from sources deemed to be reliable at the time of publication and may assist in increasing safety awareness with regard to the subject. However, each individual must make individual decisions and be responsible for their own actions and safety. Be aware that other or additional safety measures may be required under particular circumstances

Safety Action Plan Examples

WEATHER EMERGENCY

Lifeguard is alerted

3 whistles – Clear the pool/building

Direct patrons to wet tunnel (southwest corner of building) If necessary, use dry tunnel

Call equipment room and aquatic center office to notify them and for further assistance

Sample only

Notify Head Lifeguards

(if unable to reach a Head Lifeguard, begin calling the people on the emergency list)

Maintain crowd control and monitor situation on radio

Fill out appropriate reports

Turn in reports to Head Lifeguard

Staff Briefing

Courtesy of University of Minnesota Aquatics

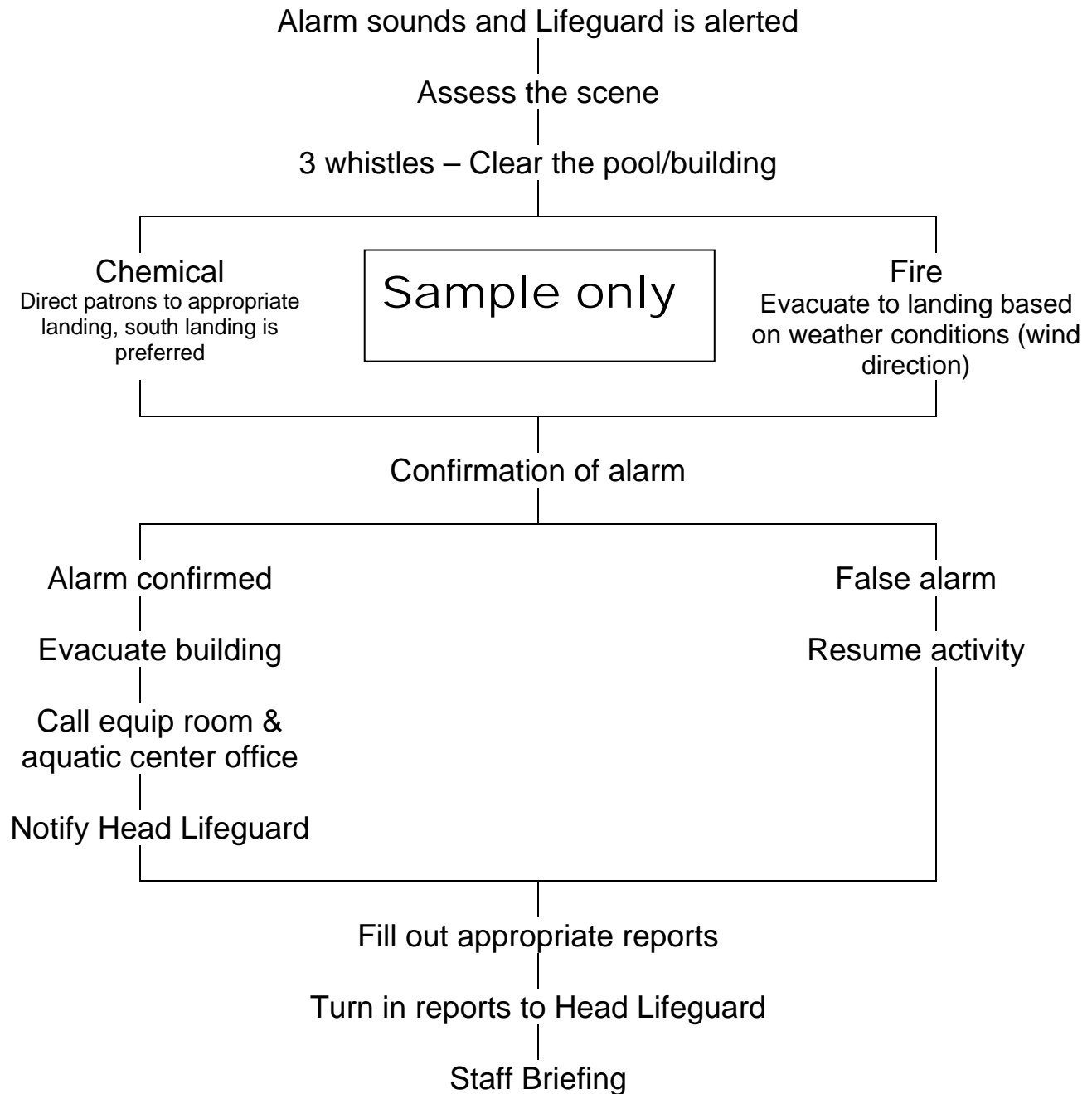
2

Disclaimer: USA Swimming, is now, as it always has been, concerned for the safety of its members. It will continue to disseminate such information concerning safety as comes to its attention. However, USA Swimming cannot and does not accept responsibility for the content of any information or material not authored by USA Swimming.

The information and safety suggestions contained in this publication have been compiled from sources deemed to be reliable at the time of publication and may assist in increasing safety awareness with regard to the subject. However, each individual must make individual decisions and be responsible for their own actions and safety. Be aware that other or additional safety measures may be required under particular circumstances

Safety Action Plan Examples

FIRE & CHEMICAL EMERGENCY



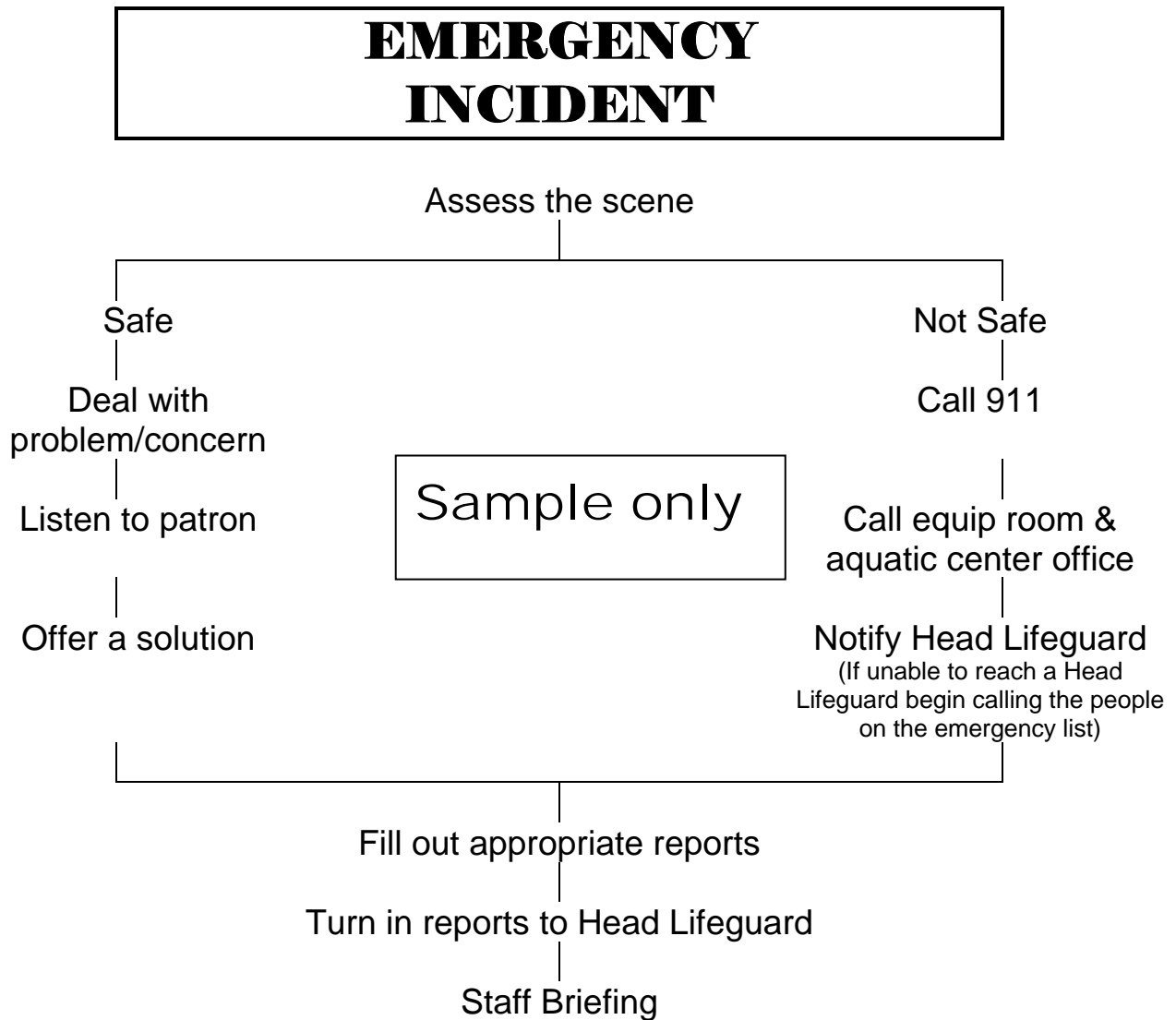
Courtesy of University of Minnesota Aquatics

3

Disclaimer: USA Swimming, is now, as it always has been, concerned for the safety of its members. It will continue to disseminate such information concerning safety as comes to its attention. However, USA Swimming cannot and does not accept responsibility for the content of any information or material not authored by USA Swimming.

The information and safety suggestions contained in this publication have been compiled from sources deemed to be reliable at the time of publication and may assist in increasing safety awareness with regard to the subject. However, each individual must make individual decisions and be responsible for their own actions and safety. Be aware that other or additional safety measures may be required under particular circumstances

Safety Action Plan Examples



Courtesy of University of Minnesota Aquatics

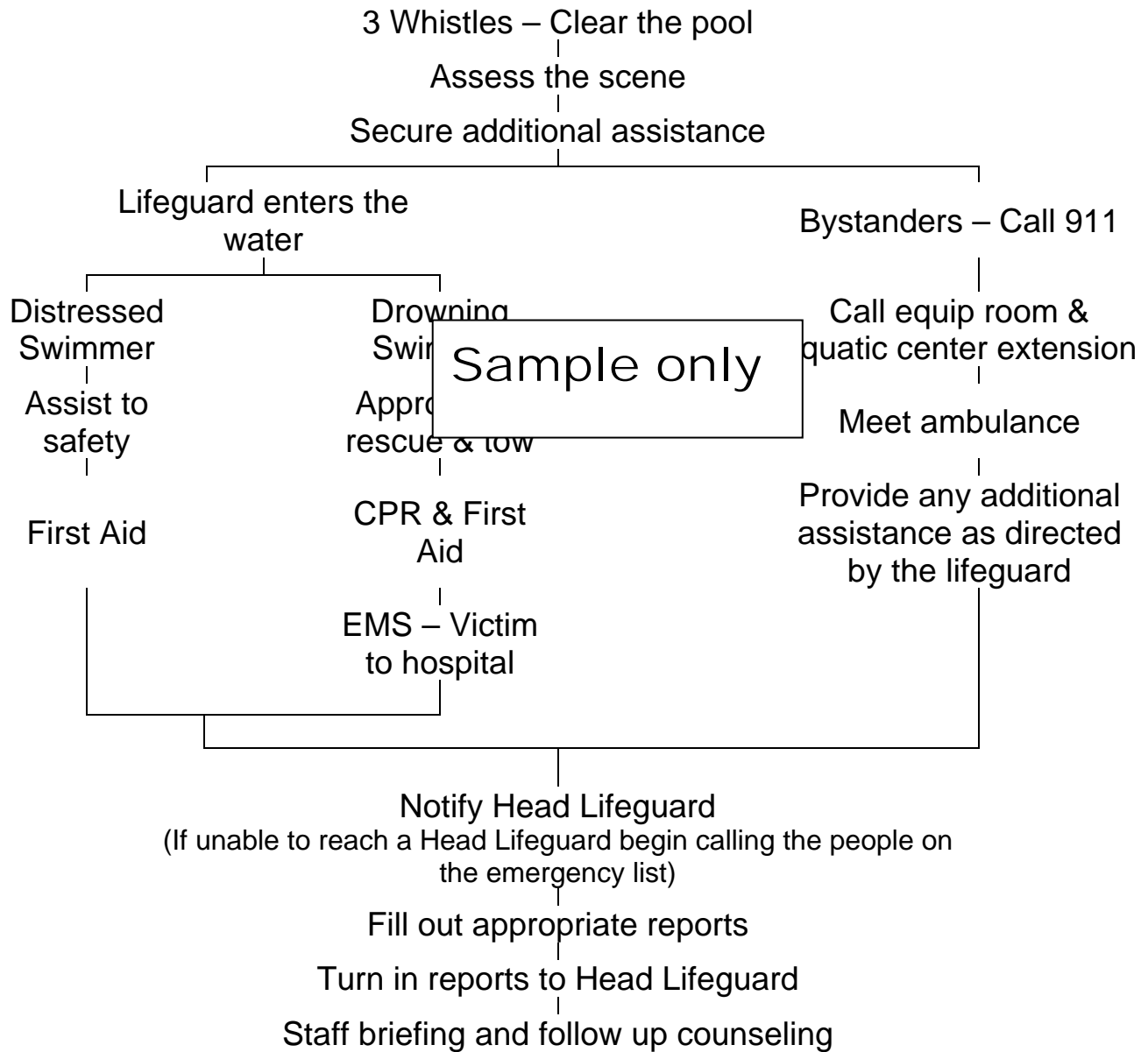
4

Disclaimer: USA Swimming, is now, as it always has been, concerned for the safety of its members. It will continue to disseminate such information concerning safety as comes to its attention. However, USA Swimming cannot and does not accept responsibility for the content of any information or material not authored by USA Swimming.

The information and safety suggestions contained in this publication have been compiled from sources deemed to be reliable at the time of publication and may assist in increasing safety awareness with regard to the subject. However, each individual must make individual decisions and be responsible for their own actions and safety. Be aware that other or additional safety measures may be required under particular circumstances

Safety Action Plan Examples

DROWNING EMERGENCY

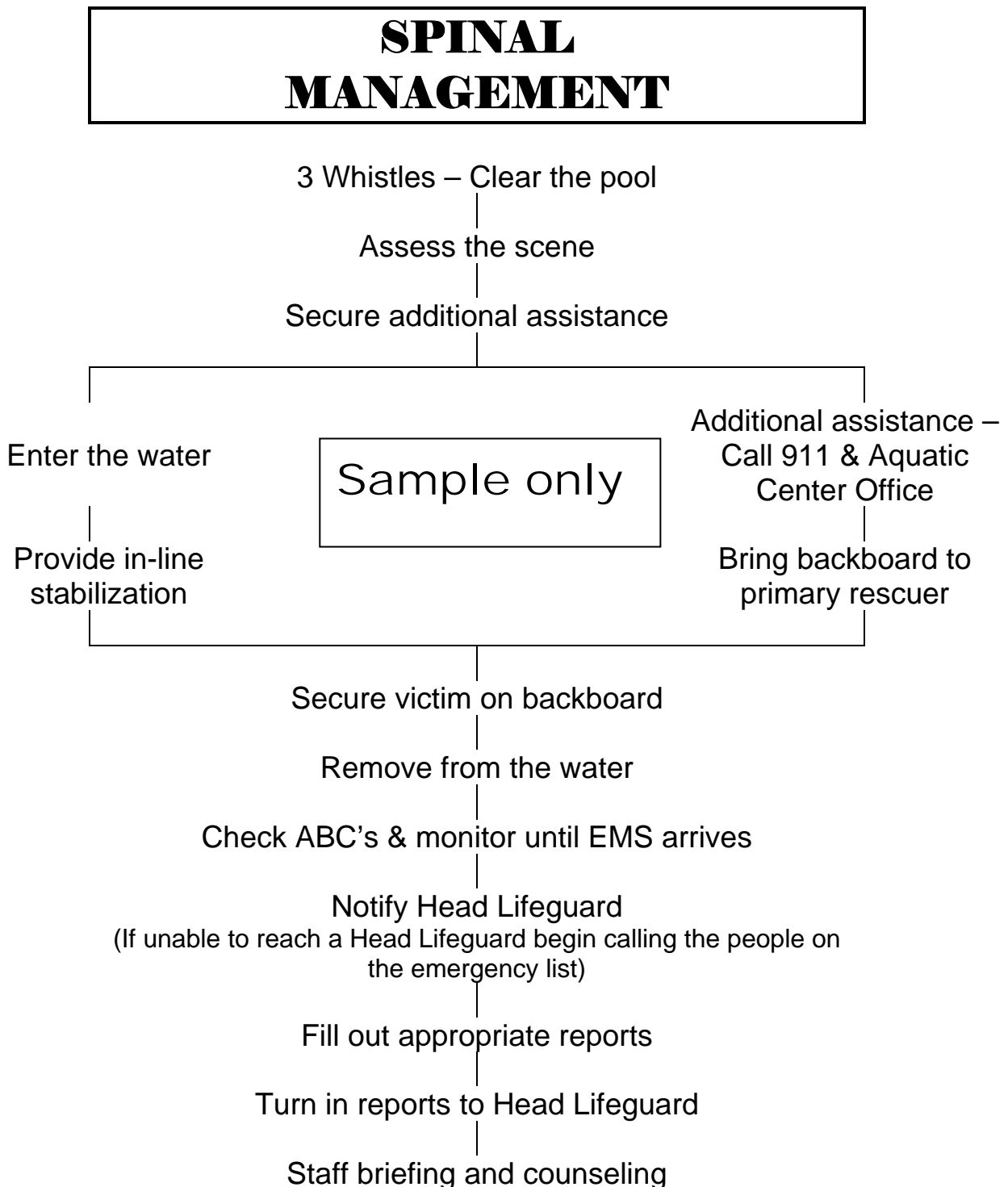


Courtesy of University of Minnesota Aquatics

Disclaimer: USA Swimming, is now, as it always has been, concerned for the safety of its members. It will continue to disseminate such information concerning safety as comes to its attention. However, USA Swimming cannot and does not accept responsibility for the content of any information or material not authored by USA Swimming.

The information and safety suggestions contained in this publication have been compiled from sources deemed to be reliable at the time of publication and may assist in increasing safety awareness with regard to the subject. However, each individual must make individual decisions and be responsible for their own actions and safety. Be aware that other or additional safety measures may be required under particular circumstances

Safety Action Plan Examples



Courtesy of University of Minnesota Aquatics

6

Disclaimer: USA Swimming, is now, as it always has been, concerned for the safety of its members. It will continue to disseminate such information concerning safety as comes to its attention. However, USA Swimming cannot and does not accept responsibility for the content of any information or material not authored by USA Swimming.

The information and safety suggestions contained in this publication have been compiled from sources deemed to be reliable at the time of publication and may assist in increasing safety awareness with regard to the subject. However, each individual must make individual decisions and be responsible for their own actions and safety. Be aware that other or additional safety measures may be required under particular circumstances

Safety Action Plan Examples

911 CALL EXAMPLE

The following is a sample of the message that is hung beside each emergency phone. This sign provides directions to the appropriate emergency entrances. It also allows untrained persons provide the appropriate information to the 911 operator.

THIS PHONE IS

**FOR
EMERGENCY
USE ONLY**

Sample only

1. DIAL "911".
2. Read the following message:

"AN AQUATIC EMERGENCY EXISTS AT THE UNIVERSITY AQUATIC CENTER, 1910 UNIVERSITY AVE SE. PLEASE COME AT ONCE TO THE AQUATIC CENTER'S NORTHEAST DOOR ON YOUR RIGHT AS YOU ENTER FROM UNIVERSITY AVE. IF POSSIBLE, SOMEONE WILL MEET YOU THERE AND DIRECT YOU TO THE POOL."

"THERE HAS APPARENTLY BEEN A _____ INJURY."

3. REMAIN ON THE PHONE WITH THE DISPATCHER UNTIL EMERGENCY PERSONNEL ARRIVE ON THE SCENE.

DO NOT HANG UP

PLEASE COMPLETE THE NECESSARY PAPERWORK AND NOTIFY THE AQUATIC DIRECTOR IMMEDIATELY AFTER THE EMERGENCY.

Courtesy of University of Minnesota Aquatics

Disclaimer: USA Swimming, is now, as it always has been, concerned for the safety of its members. It will continue to disseminate such information concerning safety as comes to its attention. However, USA Swimming cannot and does not accept responsibility for the content of any information or material not authored by USA Swimming.

The information and safety suggestions contained in this publication have been compiled from sources deemed to be reliable at the time of publication and may assist in increasing safety awareness with regard to the subject. However, each individual must make individual decisions and be responsible for their own actions and safety. Be aware that other or additional safety measures may be required under particular circumstances