

If you have not yet created an account with SurveyMonkey Apply you will first need to Register and complete the Swim Lesson Provider Network Application, otherwise click **“Log in”**



USA Swimming

The USA Swimming Foundation serves as the philanthropic arm of USA Swimming. Established in 2004, the Foundation works to strengthen the sport by saving lives and building champions *-in the pool and in life*. Whether equipping our children with the life-saving skill of learn-to-swim or providing financial support to USA Swimming teams, athletes, and coaches, including our heroes on the U.S. National Team, the USA Swimming Foundation aims to provide the wonderful experience of swimming to kids at all levels across the country.

Programs

Search programs..



Swim Lesson Provider Network Application

Accepting applications on Aug 7 2019 12:00 AM (MDT)
Swim lesson providers insured to provide swimming lessons and interested in participating in the swim lesson provider network, apply here. Note, this application is a pre-requisite to applying for the USA Swimming Foundation's Learn to Swim Grant.

MORE >

Learn to Swim Grant Application

Accepting applications from Oct 15 2020 05:00 AM (MDT) to Dec 15 2020 07:00 PM (MST)
USA Swimming Foundation Learn-to-Swim Grants for swim lesson providers. Interested applicants must have completed the Swim Lesson Provider Network Application, or last year's 2020 Learn-to-Swim Grant application in order to apply.

MORE >

If you are associated with multiple organizations, ensure you select the correct one with the drop down menu in the top left corner.

The screenshot displays the USA Swimming application interface. At the top left, the text "USA Swimming" is visible, with a dropdown arrow next to it. Below this, a red circle highlights a dropdown menu containing the text "Test". In the top right corner, there are navigation links for "Programs", "My Applications", and "Ellery Parish" with a dropdown arrow. Below the navigation bar, the text "Manage organization" is visible. The main content area contains a message: "If you do not see your existing applications below, please make sure you are using the correct organizational profile by looking at the upper left-hand corner of the screen. If a dropdown arrow is present there may be multiple organizations assigned to your profile and you will need to select the appropriate organization in order to view the applications in your library." Below this message, there is a blue link: "PLEASE DO NOT DUPLICATE USER OR ORGANIZATION ACCOUNTS. IF YOU REQUIRE ACCESS TO AN EXISTING USER PROFILE, PLEASE CONTACT US AT MASINFO@USASWIMMING.ORG." Further down, it says "Click the 'Programs' button or tab to view and begin a new application." A large white box in the center contains the text "No applications." and "Please choose a program from our program listings page to get started". Below this box is a green button labeled "View programs". At the bottom left, it says "POWERED BY Apply". At the bottom right, it says "Copyright © SurveyMonkey | Privacy | Terms | v6.4.77".

To view available grant applications, select the green “View programs” button. You may also see previously submitted applications in this window.

The screenshot shows the USA Swimming application interface. At the top, there is a dark navigation bar with the text "USA Swimming" on the left and "Programs", "My Applications", and "Ellery Parish" with a dropdown arrow on the right. Below this, a light gray header contains a "Test" label on the left and "Manage organization" on the right. The main content area has a light gray background with a central white box. Inside this box, the text reads: "No applications." followed by "Please choose a program from our program listings page to get started". A green button labeled "View programs" is centered below this text and is circled in red. Above the white box, there is a paragraph of instructional text and a blue link for contact information.

USA Swimming

Programs My Applications Ellery Parish

Test Manage organization

If you do not see your existing applications below, please make sure you are using the correct organizational profile by looking at the upper left-hand corner of the screen. If a dropdown arrow is present there may be multiple organizations assigned to your profile and you will need to select the appropriate organization in order to view the applications in your library.

[PLEASE DO NOT DUPLICATE USER OR ORGANIZATION ACCOUNTS. IF YOU REQUIRE ACCESS TO AN EXISTING USER PROFILE, PLEASE CONTACT US AT MASINFO@USASWIMMING.ORG.](mailto:MASINFO@USASWIMMING.ORG)

Click the "Programs" button or tab to view and begin a new application.

No applications.

Please choose a program from our program listings page to get started

[View programs](#)

POWERED BY Apply

Copyright © SurveyMonkey | Privacy | Terms | v6.4.77

This view will show the currently available applications. You can always navigate back to this view by selecting “Programs” in the top right corner

USA Swimming

Test

Manage organization

Programs

Search programs..

Swim Lesson Provider Network Application

Accepting applications on Aug 7 2019 12:00 AM (MDT)

Swim lesson providers insured to provide swimming lessons and interested in participating in the swim lesson provider network, apply here. Note, this application is a pre-requisite to applying for the USA Swimming Foundation's Youth Learn to Swim Grant.

[MORE >](#)

2022 Youth Learn to Swim Grant Application

Accepting applications from Oct 14 2021 12:00 AM (MDT) to Dec 15 2021 11:59 PM (MST)

USA Swimming Foundation Youth Learn-to-Swim Grants for swim lesson providers. Interested applicants must be an approved provider within the Swim Lesson Provider Network prior to November 1st to be eligible to apply.

[MORE >](#)

2022 Adult Learn to Swim Grant Application

Accepting applications from Oct 14 2021 12:00 AM (MDT) to Dec 15 2021 11:59 PM (MST)

USA Swimming Foundation Adult Learn-to-Swim Grants for swim lesson providers. Interested applicants must meet the Eligibility Requirements as listed in the ALTS Grant Guidelines, located at <https://www.usaswimming.org/docs/default-source/coaching-resourcesdocuments/coaches-team-leaders/lts-2021/2022-altsgant-guidelines.pdf>.

[MORE >](#)

Select the green “More” button to enter the grant application you’re applying for

The screenshot shows the USA Swimming website interface. At the top, there is a dark navigation bar with the text "USA Swimming" on the left and "Programs", "My Applications", and "Ellery Parish" on the right. Below this is a lighter header with "Test" on the left and "Manage organization" on the right. The main content area is titled "Programs" and features a search bar and a menu icon. Three grant application cards are displayed in a grid. Each card has a title, a description of the grant, and a green "MORE >" button. The "2022 Youth Learn to Swim Grant Application" card's "MORE >" button is circled in red.

USA Swimming Programs My Applications Ellery Parish

Test Manage organization

Programs

Search programs..

Swim Lesson Provider Network Application

Accepting applications on Aug 7 2019 12:00 AM (MDT)

Swim lesson providers insured to provide swimming lessons and interested in participating in the swim lesson provider network, apply here. Note, this application is a pre-requisite to applying for the USA Swimming Foundation's Youth Learn to Swim Grant.

MORE >

2022 Youth Learn to Swim Grant Applicat...

Accepting applications from Oct 14 2021 12:00 AM (MDT) to Dec 15 2021 11:59 PM (MST)

USA Swimming Foundation Youth Learn-to-Swim Grants for swim lesson providers. Interested applicants must be an approved provider within the Swim Lesson Provider Network prior to November 1st to be eligible to apply.

MORE >

2022 Adult Learn to Swim Grant Applicati...

Accepting applications from Oct 14 2021 12:00 AM (MDT) to Dec 15 2021 11:59 PM (MST)

USA Swimming Foundation Adult Learn-to-Swim Grants for swim lesson providers. Interested applicants must meet the Eligibility Requirements as listed in the ALTS Grant Guidelines, located at <https://www.usaswimming.org/docs/default-source/coaching-resourcesdocuments/coaches-team-leaders/lts-2021/2022-altsgant-guidelines.pdf>.


MORE >

Information about the USA Swimming Foundation and USA Swimming Learn to Swim Grants can be found in the cover letter of the application. Click “Apply” to enter the application

USA Swimming Programs My Applications Ellery Parish

Test Manage organization

2022 Youth Learn to Swim Grant Application



The USA Swimming Foundation’s mission is to save lives and build champions. We do this in part by helping to strengthen aquatic programs and provide financial support for children to learn the life saving gift of swimming.

USA Swimming Foundation Youth Learn to Swim Grants are intended to expand current programming in order to reach under-served and under-represented populations and communities that would not otherwise have the opportunity to learn to swim. Grant funds may be used specifically for the purposes of offering free or reduced-cost swim lessons (i.e. scholarships) and/or to cover the cost of transportation to/from the swim lesson site(s).*

[Interested applicants must be an approved provider within the Swim Lesson Provider Network by November 1, having previously completed the Swim Lesson Provider Network Application within the SurveyMonkey Apply platform. Youth Learn to Swim Grant applications submitted without having met the pre-requisite Network application and its deadline will be declined.](#)

*USA Swimming Foundation Youth Learn to Swim Grant funds are not intended to provide budget relief, support facility overhead, construction or renovation, aid in the purchase of material goods (including equipment, apparel, etc.), or be used for advertising, promotional, or marketing purposes.

APPLY

Opens
Oct 14 2021 12:00 AM (MDT)

Deadline
Dec 15 2021 11:59 PM (MST)

Categories
LTS

This is the primary dashboard once you enter an application. The separate parts of the application are listed under “Your Tasks”. Click on a task to begin filling out your information

The screenshot displays the USA Swimming application dashboard. At the top, the header includes "USA Swimming" on the left and navigation links for "Programs", "My Applications", and "Ellery Parish" on the right. Below the header, the main content area is divided into several sections:

- Progress Section:** Shows "0 of 5 tasks complete" with a progress bar, "Last edited: Oct 14 2021 12:51 PM (MDT)", and "Deadline: Dec 15 2021 11:59 PM (MST)". It includes "REVIEW" and "SUBMIT" buttons.
- Application Details Section:** Displays the application title "2022 Youth Learn to Swim Grant ...", ID "22--0000000004", and status "Application in progress". It has tabs for "APPLICATION" and "ACTIVITY".
- Your tasks Section:** Lists five tasks with document icons and chevron arrows:
 - Learn-to-Swim Organization and Contact Information Form
 - Learn-to-Swim Grant Application
 - Budget Form
 - Proof of General Liability Insurance Upload
 - W9 Form Upload
- Organization Profile Section:** Shows "Test" as the organization name, "Ellery Parish" with email "eparish@usaswimming.org", and an "Add Member or Team" button. A red arrow points from this section towards the "Your tasks" list.

If you have not completed a task but would like to save your progress and return to it later, click the “Save & Continue Editing” button

Clear

Is your program well-established in the community...utilizing marketing, media, and partnerships to spread messaging of water safety and learn-to-swim?

Yes

No

Clear

If your program were to receive funding from the USA Swimming Foundation, do you agree to complete a comprehensive grant report to include, but not limited to: a narrative outlining the details of program operations; the number of children served; photos of activities; and staff/participant testimonials?

Yes

No

Clear

(This question is only visible to administrators)

Score Page 1

0

SAVE & CONTINUE EDITING **MARK AS COMPLETE**

Once you have completed a task, make sure you click “Mark as Complete” or the task will not be recognized.

Clear

Is your program well-established in the community...utilizing marketing, media, and partnerships to spread messaging of water safety and learn-to-swim?

Yes

No

Clear

If your program were to receive funding from the USA Swimming Foundation, do you agree to complete a comprehensive grant report to include, but not limited to: a narrative outlining the details of program operations; the number of children served; photos of activities; and staff/participant testimonials?

Yes

No

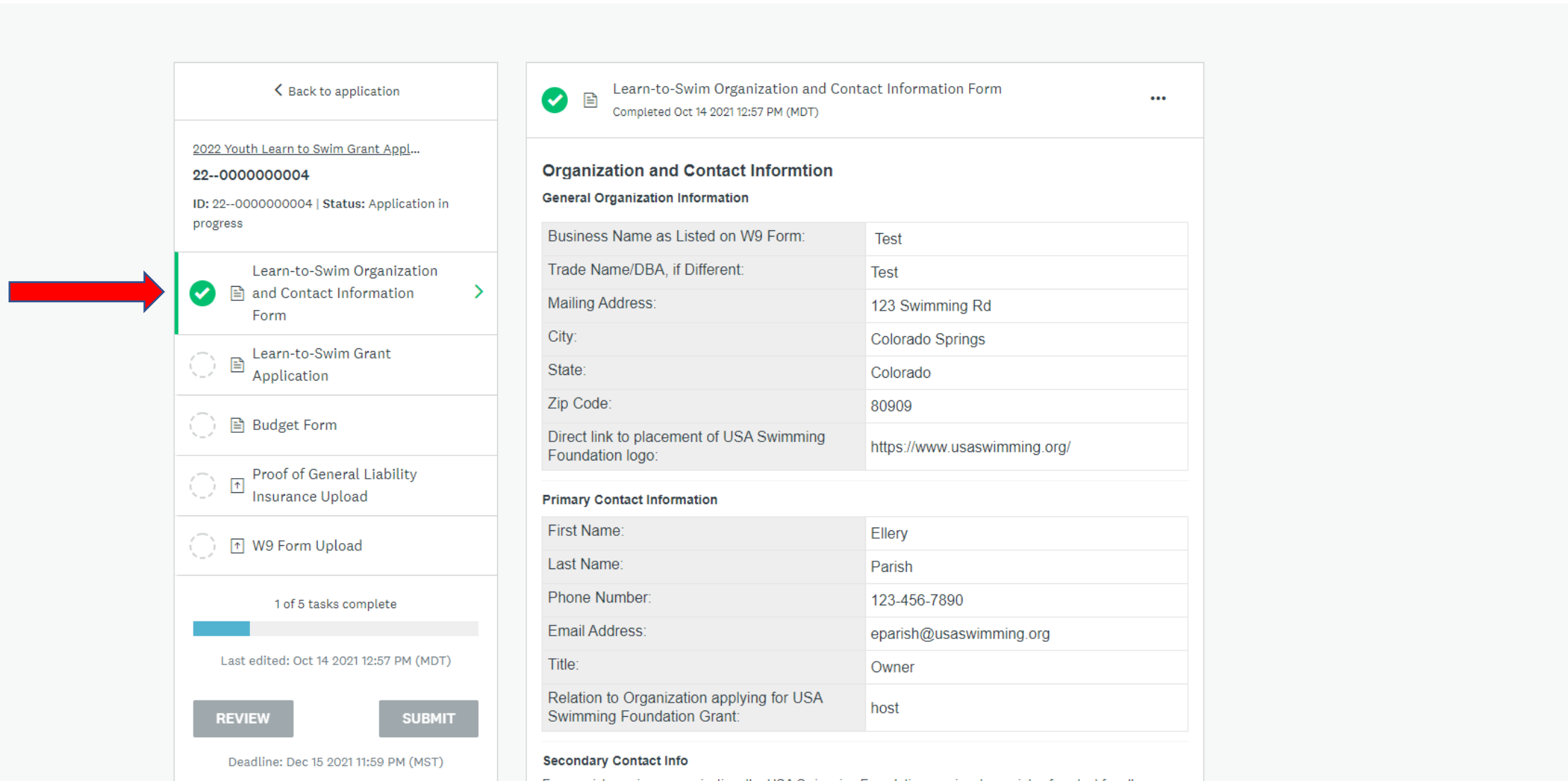
Clear

(This question is only visible to administrators)

Score Page 1

SAVE & CONTINUE EDITING **MARK AS COMPLETE**

Once you have completed a task, you will be returned to this view. Completed tasks will be designated by a green check mark.



The screenshot displays a task management interface. On the left, a sidebar contains a list of tasks. The first task, "Learn-to-Swim Organization and Contact Information Form", is marked as completed with a green checkmark and a right-pointing arrow. A red arrow from the text above points to this task. Below it are four other tasks: "Learn-to-Swim Grant Application", "Budget Form", "Proof of General Liability Insurance Upload", and "W9 Form Upload", all marked as incomplete with dashed circles. At the bottom of the sidebar, a progress bar shows "1 of 5 tasks complete", and buttons for "REVIEW" and "SUBMIT" are visible.

The main content area shows the details for the completed task: "Learn-to-Swim Organization and Contact Information Form", completed on Oct 14 2021 12:57 PM (MDT). The task is categorized under "Organization and Contact Information".

General Organization Information

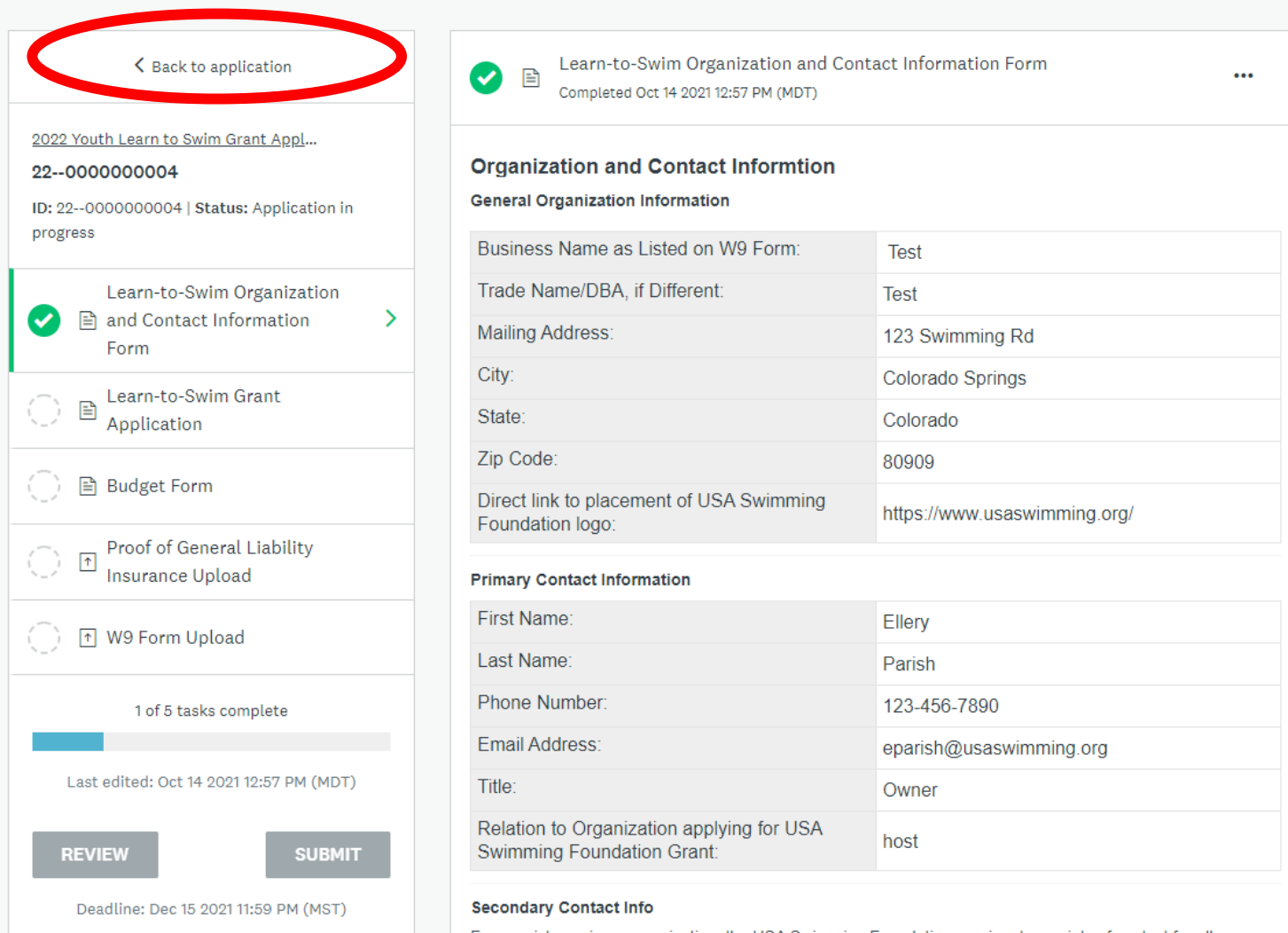
Business Name as Listed on W9 Form:	Test
Trade Name/DBA, if Different:	Test
Mailing Address:	123 Swimming Rd
City:	Colorado Springs
State:	Colorado
Zip Code:	80909
Direct link to placement of USA Swimming Foundation logo:	https://www.usaswimming.org/

Primary Contact Information

First Name:	Ellery
Last Name:	Parish
Phone Number:	123-456-7890
Email Address:	eparish@usaswimming.org
Title:	Owner
Relation to Organization applying for USA Swimming Foundation Grant:	host

Secondary Contact Info

You can complete tasks in this view or you can return to the dashboard by clicking “Back to application”.



[← Back to application](#)

[2022 Youth Learn to Swim Grant Appl...](#)

22--000000004

ID: 22--000000004 | Status: Application in progress

- Learn-to-Swim Organization and Contact Information Form [→](#)
- Learn-to-Swim Grant Application
- Budget Form
- Proof of General Liability Insurance Upload
- W9 Form Upload

1 of 5 tasks complete

Last edited: Oct 14 2021 12:57 PM (MDT)

REVIEW

SUBMIT

Deadline: Dec 15 2021 11:59 PM (MST)

Learn-to-Swim Organization and Contact Information Form
Completed Oct 14 2021 12:57 PM (MDT)

Organization and Contact Information

General Organization Information

Business Name as Listed on W9 Form:	Test
Trade Name/DBA, if Different:	Test
Mailing Address:	123 Swimming Rd
City:	Colorado Springs
State:	Colorado
Zip Code:	80909
Direct link to placement of USA Swimming Foundation logo:	https://www.usaswimming.org/

Primary Contact Information

First Name:	Ellery
Last Name:	Parish
Phone Number:	123-456-7890
Email Address:	eparish@usaswimming.org
Title:	Owner
Relation to Organization applying for USA Swimming Foundation Grant:	host

Secondary Contact Info

You can see your progress with the completion bar in the bottom left corner

The screenshot displays a grant application dashboard. On the left, a sidebar lists five tasks: 'Learn-to-Swim Organization and Contact Information Form' (completed), 'Learn-to-Swim Grant Application', 'Budget Form', 'Proof of General Liability Insurance Upload', and 'W9 Form Upload'. A progress bar at the bottom of the sidebar shows '1 of 5 tasks complete' and is circled in red. The main content area shows the details of the completed form, including organization and contact information.

Learn-to-Swim Organization and Contact Information Form
Completed Oct 14 2021 12:57 PM (MDT)

Organization and Contact Information

General Organization Information

Business Name as Listed on W9 Form:	Test
Trade Name/DBA, if Different:	Test
Mailing Address:	123 Swimming Rd
City:	Colorado Springs
State:	Colorado
Zip Code:	80909
Direct link to placement of USA Swimming Foundation logo:	https://www.usaswimming.org/

Primary Contact Information

First Name:	Ellery
Last Name:	Parish
Phone Number:	123-456-7890
Email Address:	eparish@usaswimming.org
Title:	Owner
Relation to Organization applying for USA Swimming Foundation Grant:	host

Secondary Contact Info

2022 Youth Learn to Swim Grant Appl...
22--000000004
ID: 22--000000004 | Status: Application in progress

Back to application

REVIEW SUBMIT

Deadline: Dec 15 2021 11:59 PM (MST)

Some tasks have multiple pages, as indicated by the “Next” button. Ensure you are moving through the task until you can click “Mark as Complete”.

Clear

Please select the seasons for which you have the ability to utilize funds within the calendar year for which you are applying.

For example, if your program is intended to operate in the summer, but you could support additional students in the fall, please check summer and fall.

Spring

Summer

Fall

Has this program previously received funding from the USA Swimming Foundation?

Yes

No

Clear

(This question is only visible to administrators)

Score Page 1

If you wish to edit a task after you have already marked it as complete, you can click on the three dots in the right corner. You can also download your answers or reset the task completely.

The screenshot displays a grant application interface. On the left is a sidebar with a task list. The main area shows a detailed view of a completed task. A red arrow points to a three-dot menu in the top right corner of the task view, which contains options for Download, Reset, and Edit.

Task List (Left Sidebar):

- 2022 Youth Learn to Swim Grant Appl...
22--0000000004
ID: 22--0000000004 | Status: Application in progress
- Learn-to-Swim Organization and Contact Information Form (Completed)
- Learn-to-Swim Grant Application (Completed) **>**
- Budget Form (Pending)
- Proof of General Liability Insurance Upload (Pending)
- W9 Form Upload (Pending)

Task Details (Main View):

Learn-to-Swim Grant Application
Completed Oct 14 2021 01:00 PM (MDT)

USA Swimming Foundation Youth Learn to Swim Grant Application
Youth Learn to Swim Grant Application

Business name as listed on Certificate of Insurance:
Test

Please list your current Certificate of Insurance start and end dates:

Start Date	1/1/1900
End Date	1/1/3000

Start and end dates for the proposed services:

Start Date	1/1/1900
End Date	1/1/3000

How many *additional* children will you be able to serve with USA Swimming Foundation Youth Learn to Swim Grant Dollars?
These children should be outside of your current scope of service and existing outreach programs.

100

Is the proposed project specifically serving children with disabilities?
No

Progress and Actions:

2 of 5 tasks complete

Last edited: Oct 14 2021 01:00 PM (MDT)

REVIEW **SUBMIT**

Deadline: Dec 15 2021 11:59 PM (MST)

When uploading documents, ensure that the document is in an accepted format. Accepted formats can be found by clicking the “Show accepted formats” button.

← Back to application

[2022 Youth Learn to Swim Grant Appl...](#)
22--0000000004
ID: 22--0000000004 | Status: Application in progress

- ✓ Learn-to-Swim Organization and Contact Information Form
- ✓ Learn-to-Swim Grant Application
- ✓ Budget Form
- ✓ Proof of General Liability Insurance Upload
- W9 Form Upload** >

4 of 5 tasks complete

Last edited: Oct 14 2021 01:05 PM (MDT)

REVIEW **SUBMIT**

Deadline: Dec 15 2021 11:59 PM (MST)

W9 Form Upload

i Task instructions [Hide](#)

Please upload a completed, signed copy of your organization's W9 form with a file name in the following format:

- W9-organization name or USA Swimming club code (ex: W9-luckyducksswimteam, or W9-LDST)

Please ensure the address on your W-9 form denotes the current business address, this will be the address used for mailing grant awards. If you have previously uploaded a W-9 form and your information has changed, please upload a new form at this time.

Blank W9 forms can be downloaded from the IRS website, located here:
<https://www.irs.gov/forms-pubs/about-form-w-9>

ATTACH FILE

[Show accepted formats](#)

MARK AS COMPLETE

If you want to edit, preview, remove, or download a file once you have attached it, hover over the three dots next to the file.

The screenshot displays a web application interface. On the left is a sidebar with a task list. The main area on the right shows the details for the selected task, 'Proof of General Liability Insurance Upload'. The task instructions state: 'Please upload a current Certificate of Insurance (COI), or proof of self-insurance with a file name in the following format: COI-organization name or USA Swimming club code (ex: COI-luckyducksswimteam, or COI-LDST)'. Below the instructions is an 'ATTACH FILE' button with supported file types: pdf, doc, docx. A file named 'COI-Test.docx' has been uploaded, with the filename and 'Added: Oct 14 2021' displayed. A red arrow points to the three-dot menu icon next to the file name, which has opened a context menu with the following options: Edit, Preview, Remove, and Download.

Back to application

2022 Youth Learn to Swim Grant Appl...
22--000000004
ID: 22--000000004 | Status: Application in progress

- Learn-to-Swim Organization and Contact Information Form
- Learn-to-Swim Grant Application
- Budget Form
- Proof of General Liability Insurance Upload
- W9 Form Upload

3 of 5 tasks complete

Last edited: Oct 14 2021 01:02 PM (MDT)

REVIEW SUBMIT

Deadline: Dec 15 2021 11:59 PM (MST)

Proof of General Liability Insurance Upload

Task instructions Hide

Please upload a current Certificate of Insurance (COI), or proof of self-insurance with a file name in the following format:

- COI-organization name or USA Swimming club code (ex: COI-luckyducksswimteam, or COI-LDST)

ATTACH FILE

pdf, doc, docx

COI-Test
Filename: COI-Test.docx Added: Oct 14 2021

Edit
Preview
Remove
Download

Once you have completed all of the tasks, you will see green check marks beside every task and the completion bar will be filled

The screenshot displays a grant application interface. On the left, a sidebar lists five tasks, each with a green checkmark indicating completion. A large red arrow points to the 'Learn-to-Swim Grant Application' task. Below the list, a progress bar is fully filled, with the text '5 of 5 tasks complete' circled in red. At the bottom of the sidebar are 'REVIEW' and 'SUBMIT' buttons, and a deadline of 'Dec 15 2021 11:59 PM (MST)'. The main content area shows the details for the 'W9 Form Upload' task, which is also marked as completed. It includes instructions for uploading a signed W-9 form, a list of required file names, and a link to download blank forms from the IRS website. A file named 'W9-Test.docx' is shown as uploaded on Oct 14 2021.

< Back to application

2022 Youth Learn to Swim Grant Appl...
22--0000000004
ID: 22--0000000004 | Status: Application in progress

- Learn-to-Swim Organization and Contact Information Form
- Learn-to-Swim Grant Application
- Budget Form
- Proof of General Liability Insurance Upload
- W9 Form Upload

5 of 5 tasks complete

Last edited: Oct 14 2021 01:10 PM (MDT)

REVIEW SUBMIT

Deadline: Dec 15 2021 11:59 PM (MST)

W9 Form Upload
Completed Oct 14 2021 01:10 PM (MDT)

Task instructions [Hide](#)

Please upload a completed, signed copy of your organization's W9 form with a file name in the following format:

- W9-organization name or USA Swimming club code (ex: W9-luckyducksswimteam, or W9-LDST)

Please ensure the address on your W-9 form denotes the current business address, this will be the address used for mailing grant awards. If you have previously uploaded a W-9 form and your information has changed, please upload a new form at this time.

Blank W9 forms can be downloaded from the IRS website, located here:
<https://www.irs.gov/forms-pubs/about-form-w-9>

W9-Test
Filename: W9-Test.docx Added: Oct 14 2021

Once you have completed all of the tasks and you are ready to submit, select the green “Submit” button

The screenshot displays a grant application interface. On the left, a sidebar shows a list of tasks, all marked as complete with green checkmarks. The tasks are: 'Learn-to-Swim Organization and Contact Information Form', 'Learn-to-Swim Grant Application', 'Budget Form', 'Proof of General Liability Insurance Upload', and 'W9 Form Upload'. Below the list, a progress bar indicates '5 of 5 tasks complete', and the last edit time is 'Oct 14 2021 01:10 PM (MDT)'. At the bottom of the sidebar are 'REVIEW' and 'SUBMIT' buttons, with the 'SUBMIT' button circled in red. The main content area shows the details for the 'W9 Form Upload' task, which was completed on Oct 14 2021 at 01:10 PM (MDT). It includes task instructions, a list of requirements for the W9 form filename, and a note about downloading blank forms from the IRS website. A file upload section shows a file named 'W9-Test.docx' added on Oct 14 2021.

← Back to application

2022 Youth Learn to Swim Grant Appl...
22--0000000004
ID: 22--0000000004 | Status: Application in progress

- ✓ Learn-to-Swim Organization and Contact Information Form
- ✓ Learn-to-Swim Grant Application
- ✓ Budget Form
- ✓ Proof of General Liability Insurance Upload
- ✓ W9 Form Upload >

5 of 5 tasks complete

Last edited: Oct 14 2021 01:10 PM (MDT)

REVIEW **SUBMIT**

Deadline: Dec 15 2021 11:59 PM (MDT)

✓ W9 Form Upload Completed Oct 14 2021 01:10 PM (MDT) ⋮

i Task instructions [Hide](#)

Please upload a completed, signed copy of your organization’s W9 form with a file name in the following format:

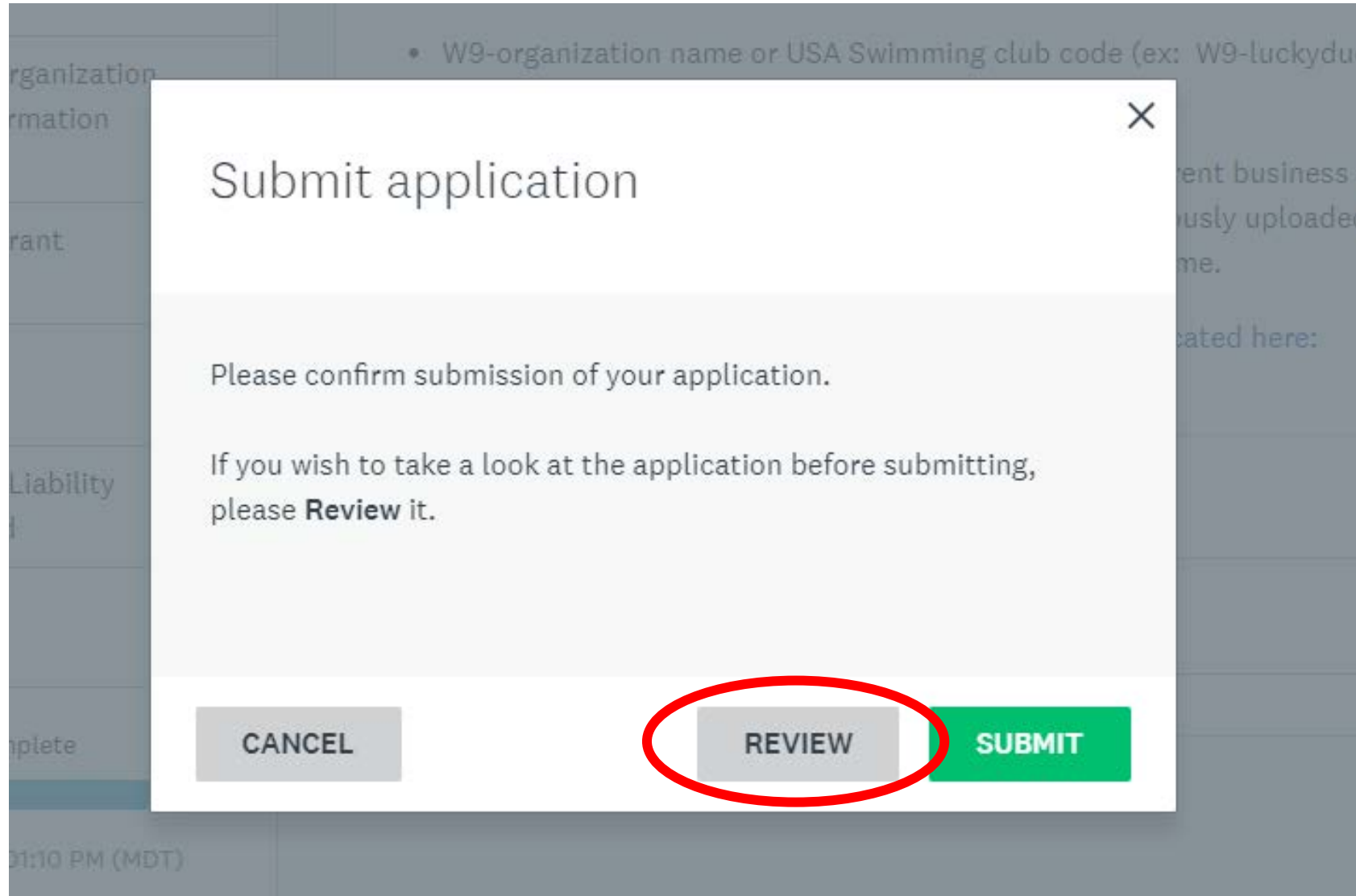
- W9-organization name or USA Swimming club code (ex: W9-luckyducksswimteam, or W9-LDST)

Please ensure the address on your W-9 form denotes the current business address, this will be the address used for mailing grant awards. If you have previously uploaded a W-9 form and your information has changed, please upload a new form at this time.

Blank W9 forms can be downloaded from the IRS website, located here:
<https://www.irs.gov/forms-pubs/about-form-w-9>

W9-Test Filename: W9-Test.docx Added: Oct 14 2021 ⋮

Once you have clicked submit, you will receive this pop-up screen. Please take the time to thoroughly review your application before submitting.



Once your application has been submitted, you will see this screen.



Application Submitted!

Thank you for submitting your application.

Go to My Applications

OR

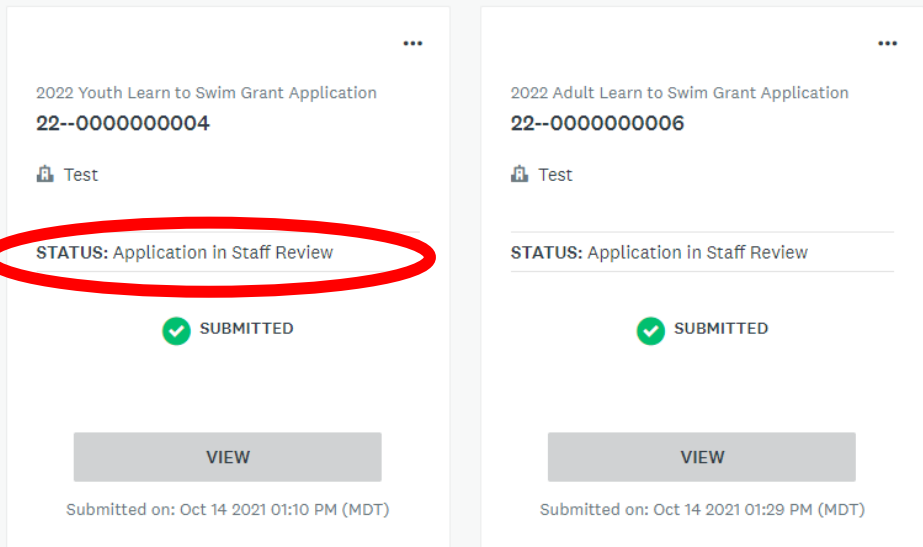
View more Programs

Applications will show an updated status in real-time

MASINFO@USASWIMMING.ORG.

Click the "Programs" button or tab to view and begin a new application.

All Applications ▾



2022 Youth Learn to Swim Grant Application
22--0000000004

🔒 Test

STATUS: Application in Staff Review

✓ SUBMITTED

VIEW

Submitted on: Oct 14 2021 01:10 PM (MDT)

2022 Adult Learn to Swim Grant Application
22--0000000006

🔒 Test

STATUS: Application in Staff Review

✓ SUBMITTED

VIEW

Submitted on: Oct 14 2021 01:29 PM (MDT)