

## 2019-20 -TYR Pro Swim Series #3 Des Moines - 3/4/2020 to 3/7/2020

## Results

## Event 1 Women 1500 LC Meter Freestyle

<b>World:</b> 15:20.48	<b>W</b> 5/17/2018	<b>Katie Ledecky</b>	<b>Stanford</b>
<b>American:</b> 15:20.48	<b>A</b> 5/17/2018	<b>Katie Ledecky</b>	<b>Stanford</b>
<b>U.S. Open:</b> 15:20.48	<b>O</b> 5/17/2018	<b>Katie Ledecky</b>	<b>Stanford</b>
<b>Jr World:</b> 15:28.36	<b>J</b> 8/24/2014	<b>Katie Ledecky</b>	<b>USA</b>
<b>Pro Swim:</b> 15:20.48	<b>P</b> 5/16/2018	<b>Katie Ledecky</b>	<b>Stanford Swimmin</b>
<b>Trial Cut:</b> 16:49.19	<b>T</b>		

Name	Age	Team	Seed Time	Finals Time	FINA
1 Katie Ledecky	22	Nation's Capital Swim Club	15:20.48	15:29.51T	971
r:+0.67 28.50	59.04 (30.54)	1:29.97 (30.93)	2:01.32 (31.35)		
2:32.40 (31.08)	3:03.80 (31.40)	3:34.92 (31.12)	4:06.40 (31.48)		
4:37.67 (31.27)	5:09.33 (31.66)	5:40.29 (30.96)	6:11.75 (31.46)		
6:42.76 (31.01)	7:13.97 (31.21)	7:44.89 (30.92)	8:16.23 (31.34)		
8:47.02 (30.79)	9:18.36 (31.34)	9:49.18 (30.82)	10:20.43 (31.25)		
10:51.33 (30.90)	11:22.57 (31.24)	11:53.48 (30.91)	12:24.84 (31.36)		
12:55.78 (30.94)	13:26.93 (31.15)	13:57.69 (30.76)	14:28.73 (31.04)		
14:59.59 (30.86)	15:29.51 (29.92)				
2 Leah Smith	24	Tucson Ford Dealers Aquatics	16:00.82	16:16.34T	837
r:+0.72 29.35	1:01.26 (31.91)	1:33.50 (32.24)	2:06.18 (32.68)		
2:38.63 (32.45)	3:11.64 (33.01)	3:44.00 (32.36)	4:16.70 (32.70)		
4:49.04 (32.34)	5:21.92 (32.88)	5:54.32 (32.40)	6:27.22 (32.90)		
6:59.79 (32.57)	7:32.85 (33.06)	8:05.24 (32.39)	8:38.46 (33.22)		
9:11.17 (32.71)	9:44.10 (32.93)	10:16.99 (32.89)	10:50.16 (33.17)		
11:22.73 (32.57)	11:55.65 (32.92)	12:28.23 (32.58)	13:01.17 (32.94)		
13:33.78 (32.61)	14:06.77 (32.99)	14:39.37 (32.60)	15:12.37 (33.00)		
15:44.24 (31.87)	16:16.34 (32.10)				
3 *Kristel Kobrich	34	Chile	16:10.93	16:22.35	822
r:+0.79 30.60	1:03.29 (32.69)	1:35.73 (32.44)	2:08.50 (32.77)		
2:41.08 (32.58)	3:13.87 (32.79)	3:46.42 (32.55)	4:19.30 (32.88)		
4:51.88 (32.58)	5:24.78 (32.90)	5:57.42 (32.64)	6:30.33 (32.91)		
7:03.00 (32.67)	7:36.06 (33.06)	8:08.66 (32.60)	8:41.56 (32.90)		
9:14.30 (32.74)	9:47.38 (33.08)	10:20.13 (32.75)	10:53.11 (32.98)		
11:25.99 (32.88)	11:58.92 (32.93)	12:31.72 (32.80)	13:04.78 (33.06)		
13:37.66 (32.88)	14:10.81 (33.15)	14:43.66 (32.85)	15:16.84 (33.18)		
15:49.89 (33.05)	16:22.35 (32.46)				
4 Mariah Denigan	16	Lakeside Swim Team	16:19.29	16:35.22T	791
r:+0.68 30.17	1:02.81 (32.64)	1:35.64 (32.83)	2:08.52 (32.88)		
2:41.14 (32.62)	3:14.11 (32.97)	3:46.81 (32.70)	4:19.72 (32.91)		
4:52.29 (32.57)	5:25.33 (33.04)	5:58.24 (32.91)	6:31.69 (33.45)		
7:05.17 (33.48)	7:38.85 (33.68)	8:11.81 (32.96)	8:45.40 (33.59)		
9:18.72 (33.32)	9:52.43 (33.71)	10:25.87 (33.44)	10:59.07 (33.20)		
11:32.73 (33.66)	12:06.79 (34.06)	12:40.47 (33.68)	13:14.38 (33.91)		
13:47.92 (33.54)	14:21.72 (33.80)	14:55.05 (33.33)	15:28.42 (33.37)		
16:01.58 (33.16)	16:35.22 (33.64)				



## 2019-20 -TYR Pro Swim Series #3 Des Moines - 3/4/2020 to 3/7/2020

## Results

**(Event 1 Women 1500 LC Meter Freestyle)**

Name	Age	Team	Seed Time	Finals Time	FINA
5 Elise Bauer	17	Central Florida Marlins	16:49.84	16:55.16	745
r:+0.60 28.72	1:03.52 (34.80)	1:36.77 (33.25)	2:10.47 (33.70)		
2:43.27 (32.80)	3:17.85 (34.58)	3:51.71 (33.86)	4:25.62 (33.91)		
4:59.28 (33.66)	5:32.99 (33.71)	6:06.74 (33.75)	6:40.53 (33.79)		
7:14.26 (33.73)	7:48.02 (33.76)	8:21.70 (33.68)	8:55.66 (33.96)		
9:29.40 (33.74)	10:03.44 (34.04)	10:37.53 (34.09)	11:11.67 (34.14)		
11:46.04 (34.37)	12:20.48 (34.44)	12:55.09 (34.61)	13:29.57 (34.48)		
14:04.08 (34.51)	14:38.62 (34.54)	15:13.17 (34.55)	15:47.65 (34.48)		
16:22.08 (34.43)	16:55.16 (33.08)				
6 Aurora Roghair	16	Iowa Flyers Swim Club	16:55.49	17:38.98	656
r:+0.81 30.35	1:03.22 (32.87)	1:36.36 (33.14)	2:10.10 (33.74)		
2:44.11 (34.01)	3:17.43 (33.32)	3:51.32 (33.89)	4:24.54 (33.22)		
4:58.40 (33.86)	5:32.30 (33.90)	6:06.62 (34.32)	6:40.53 (33.91)		
7:15.19 (34.66)	7:49.79 (34.60)	8:25.14 (35.35)	9:00.20 (35.06)		
9:36.41 (36.21)	10:12.69 (36.28)	10:49.94 (37.25)	11:27.00 (37.06)		
12:04.60 (37.60)	12:41.44 (36.84)	13:19.18 (37.74)	13:56.46 (37.28)		
14:33.90 (37.44)	15:10.76 (36.86)	15:48.36 (37.60)	16:25.51 (37.15)		
17:02.85 (37.34)	17:38.98 (36.13)				

**Event 2 Men 1500 LC Meter Freestyle**

<b>World:</b> 14:31.02	<b>W</b> 8/4/2012	<b>Yang Sun</b>	<b>CHN</b>
<b>American:</b> 14:39.48	<b>A</b> 8/13/2016	<b>Connor Jaeger</b>	<b>USA</b>
<b>U.S. Open:</b> 14:45.54	<b>O</b> 7/6/2008	<b>Peter Vanderkaay</b>	<b>Club Wolverine</b>
<b>Jr World:</b> 14:46.09	<b>J</b> 8/25/2019	<b>Franko Grgic</b>	<b>CRO</b>
<b>Pro Swim:</b> 14:53.12	<b>P</b> 2016	<b>Jordan Wilimovsky</b>	
<b>Trial Cut:</b> 15:44.89	<b>T</b>		

Name	Age	Team	Seed Time	Finals Time	FINA
1 Arik Katz	18	Sarasota Tsunami Swim Team	15:05.93	15:10.94 T	874
r:+0.72 28.53	59.81 (31.28)	1:30.56 (30.75)	2:01.90 (31.34)		
2:32.96 (31.06)	3:04.22 (31.26)	3:34.53 (30.31)	4:05.14 (30.61)		
4:35.85 (30.71)	5:06.71 (30.86)	5:37.07 (30.36)	6:07.60 (30.53)		
6:37.98 (30.38)	7:08.75 (30.77)	7:39.19 (30.44)	8:09.92 (30.73)		
8:40.48 (30.56)	9:11.15 (30.67)	9:41.77 (30.62)	10:12.53 (30.76)		
10:42.55 (30.02)	11:12.90 (30.35)	11:42.88 (29.98)	12:13.50 (30.62)		
12:43.71 (30.21)	13:14.00 (30.29)	13:43.72 (29.72)	14:13.71 (29.99)		
14:42.68 (28.97)	15:10.94 (28.26)				
2 Jordan Wilimovsky	25	Team Santa Monica	14:46.93	15:12.49 T	869
r:+0.65 28.46	59.30 (30.84)	1:29.94 (30.64)	2:00.89 (30.95)		
2:31.34 (30.45)	3:02.14 (30.80)	3:32.60 (30.46)	4:03.54 (30.94)		
4:34.08 (30.54)	5:04.83 (30.75)	5:35.11 (30.28)	6:05.73 (30.62)		
6:35.95 (30.22)	7:06.67 (30.72)	7:37.03 (30.36)	8:07.78 (30.75)		
8:38.23 (30.45)	9:08.58 (30.35)	9:38.95 (30.37)	10:09.77 (30.82)		
10:40.24 (30.47)	11:10.89 (30.65)	11:41.29 (30.40)	12:12.03 (30.74)		
12:42.49 (30.46)	13:12.93 (30.44)	13:43.65 (30.72)	14:14.00 (30.35)		
14:44.06 (30.06)	15:12.49 (28.43)				



## 2019-20 -TYR Pro Swim Series #3 Des Moines - 3/4/2020 to 3/7/2020

## Results

## (Event 2 Men 1500 LC Meter Freestyle)

Name	Age	Team	Seed Time	Finals Time	FINA
3 *Akaram Mahmoud	23	Wolfpack Elite	15:13.25	15:16.56	858
r:+0.73 27.48	57.56 (30.08)	1:27.77 (30.21)	1:57.96 (30.19)		
2:28.68 (30.72)	2:59.23 (30.55)	3:29.99 (30.76)	4:00.41 (30.42)		
4:31.19 (30.78)	5:01.85 (30.66)	5:32.66 (30.81)	6:03.16 (30.50)		
6:33.92 (30.76)	7:04.55 (30.63)	7:35.50 (30.95)	8:06.31 (30.81)		
8:37.29 (30.98)	9:07.96 (30.67)	9:38.80 (30.84)	10:09.40 (30.60)		
10:40.13 (30.73)	11:10.84 (30.71)	11:41.52 (30.68)	12:12.11 (30.59)		
12:43.08 (30.97)	13:13.37 (30.29)	13:44.23 (30.86)	14:14.88 (30.65)		
14:45.79 (30.91)	15:16.56 (30.77)				
4 Zane Grothe	27	Boulder City Henderson Swim Te	14:48.40	15:28.16T	826
r:+0.71 27.40	57.78 (30.38)	1:28.27 (30.49)	1:59.41 (31.14)		
2:30.02 (30.61)	3:00.95 (30.93)	3:31.53 (30.58)	4:02.49 (30.96)		
4:33.23 (30.74)	5:04.32 (31.09)	5:34.65 (30.33)	6:05.42 (30.77)		
6:35.97 (30.55)	7:07.02 (31.05)	7:37.54 (30.52)	8:08.55 (31.01)		
8:38.75 (30.20)	9:09.52 (30.77)	9:40.07 (30.55)	10:11.10 (31.03)		
10:41.78 (30.68)	11:12.90 (31.12)	11:44.02 (31.12)	12:15.95 (31.93)		
12:47.48 (31.53)	13:19.87 (32.39)	13:51.86 (31.99)	14:24.26 (32.40)		
14:56.23 (31.97)	15:28.16 (31.93)				
5 True Sweetser	22	Gator Swim Club	15:10.65	15:32.40T	815
r:+0.70 28.45	59.41 (30.96)	1:30.54 (31.13)	2:01.72 (31.18)		
2:32.71 (30.99)	3:04.00 (31.29)	3:34.80 (30.80)	4:05.90 (31.10)		
4:36.91 (31.01)	5:08.04 (31.13)	5:38.99 (30.95)	6:10.09 (31.10)		
6:41.11 (31.02)	7:12.44 (31.33)	7:43.56 (31.12)	8:14.90 (31.34)		
8:46.07 (31.17)	9:17.36 (31.29)	9:48.66 (31.30)	10:20.10 (31.44)		
10:51.46 (31.36)	11:22.91 (31.45)	11:54.17 (31.26)	12:25.93 (31.76)		
12:57.58 (31.65)	13:29.50 (31.92)	14:01.00 (31.50)	14:32.59 (31.59)		
15:03.36 (30.77)	15:32.40 (29.04)				
6 Sam Rice	23	Tennessee Aquatics	15:31.87	15:39.53T	796
r:+0.70 28.13	58.75 (30.62)	1:29.73 (30.98)	2:00.64 (30.91)		
2:31.64 (31.00)	3:02.64 (31.00)	3:33.79 (31.15)	4:04.79 (31.00)		
4:35.98 (31.19)	5:07.25 (31.27)	5:38.74 (31.49)	6:10.07 (31.33)		
6:41.60 (31.53)	7:13.11 (31.51)	7:44.58 (31.47)	8:16.07 (31.49)		
8:47.78 (31.71)	9:19.40 (31.62)	9:51.20 (31.80)	10:22.78 (31.58)		
10:54.51 (31.73)	11:26.27 (31.76)	11:58.27 (32.00)	12:29.77 (31.50)		
13:01.92 (32.15)	13:33.73 (31.81)	14:05.34 (31.61)	14:37.31 (31.97)		
15:08.51 (31.20)	15:39.53 (31.02)				
7 *Marcelo Acosta	23	Cardinal Aquatics/Azura/UofL	15:20.20	15:42.74	788
r:+0.73 29.29	1:00.29 (31.00)	1:31.65 (31.36)	2:02.66 (31.01)		
2:34.24 (31.58)	3:05.45 (31.21)	3:36.97 (31.52)	4:08.38 (31.41)		
4:40.01 (31.63)	5:11.39 (31.38)	5:42.68 (31.29)	6:13.51 (30.83)		
6:44.85 (31.34)	7:16.06 (31.21)	7:47.46 (31.40)	8:18.93 (31.47)		
8:50.56 (31.63)	9:22.08 (31.52)	9:53.80 (31.72)	10:25.66 (31.86)		
10:57.24 (31.58)	11:28.99 (31.75)	12:00.92 (31.93)	12:32.83 (31.91)		
13:05.02 (32.19)	13:36.96 (31.94)	14:10.06 (33.10)	14:41.85 (31.79)		
15:12.94 (31.09)	15:42.74 (29.80)				



## 2019-20 -TYR Pro Swim Series #3 Des Moines - 3/4/2020 to 3/7/2020

## Results

## (Event 2 Men 1500 LC Meter Freestyle)

Name	Age	Team	Seed Time	Finals Time	FINA
8 Chris Wieser	24	DART Swimming	15:12.01	15:50.88	768
r:+0.62 28.34	59.43 (31.09)	1:30.89 (31.46)	2:02.31 (31.42)		
2:33.57 (31.26)	3:04.96 (31.39)	3:36.22 (31.26)	4:07.65 (31.43)		
4:39.60 (31.95)	5:10.99 (31.39)	5:42.29 (31.30)	6:13.85 (31.56)		
6:45.31 (31.46)	7:16.78 (31.47)	7:48.25 (31.47)	8:19.88 (31.63)		
8:51.58 (31.70)	9:23.70 (32.12)	9:55.54 (31.84)	10:27.22 (31.68)		
10:59.24 (32.02)	11:31.40 (32.16)	12:03.50 (32.10)	12:35.81 (32.31)		
13:07.98 (32.17)	13:40.94 (32.96)	14:13.70 (32.76)	14:45.91 (32.21)		
15:18.60 (32.69)	15:50.88 (32.28)				
9 Gordon Mason	20	Team Santa Monica	15:33.98	15:52.98	763
r:+0.73 29.61	1:01.22 (31.61)	1:32.27 (31.05)	2:03.66 (31.39)		
2:34.82 (31.16)	3:06.37 (31.55)	3:37.54 (31.17)	4:09.35 (31.81)		
4:40.60 (31.25)	5:12.41 (31.81)	5:43.40 (30.99)	6:15.17 (31.77)		
6:46.63 (31.46)	7:18.93 (32.30)	7:50.14 (31.21)	8:22.34 (32.20)		
8:53.78 (31.44)	9:26.28 (32.50)	9:58.02 (31.74)	10:30.52 (32.50)		
11:02.26 (31.74)	11:34.90 (32.64)	12:07.20 (32.30)	12:40.15 (32.95)		
13:12.60 (32.45)	13:45.48 (32.88)	14:17.09 (31.61)	14:49.38 (32.29)		
15:21.34 (31.96)	15:52.98 (31.64)				
10 Dylan Moffatt	17	Linn-Mar Swim Team	15:52.08	15:55.51	757
r:+0.71 29.06	1:00.89 (31.83)	1:32.58 (31.69)	2:04.57 (31.99)		
2:36.40 (31.83)	3:08.76 (32.36)	3:40.83 (32.07)	4:12.67 (31.84)		
4:44.52 (31.85)	5:16.58 (32.06)	5:48.42 (31.84)	6:20.35 (31.93)		
6:52.11 (31.76)	7:23.96 (31.85)	7:55.92 (31.96)	8:27.80 (31.88)		
8:59.72 (31.92)	9:31.99 (32.27)	10:04.08 (32.09)	10:35.93 (31.85)		
11:08.11 (32.18)	11:40.25 (32.14)	12:12.26 (32.01)	12:44.29 (32.03)		
13:16.33 (32.04)	13:48.31 (31.98)	14:20.28 (31.97)	14:52.55 (32.27)		
15:24.24 (31.69)	15:55.51 (31.27)				
11 Chris Nagy	17	Team Elite San Diego	15:45.83	16:05.35	734
r:+0.66 29.21	1:01.10 (31.89)	1:32.63 (31.53)	2:04.45 (31.82)		
2:36.55 (32.10)	3:08.97 (32.42)	3:40.84 (31.87)	4:13.64 (32.80)		
4:45.64 (32.00)	5:17.77 (32.13)	5:50.27 (32.50)	6:23.08 (32.81)		
6:55.74 (32.66)	7:28.13 (32.39)	8:00.46 (32.33)	8:33.06 (32.60)		
9:05.27 (32.21)	9:38.01 (32.74)	10:09.91 (31.90)	10:42.70 (32.79)		
11:14.99 (32.29)	11:47.36 (32.37)	12:20.04 (32.68)	12:52.88 (32.84)		
13:25.05 (32.17)	13:57.93 (32.88)	14:30.09 (32.16)	15:02.64 (32.55)		
15:34.34 (31.70)	16:05.35 (31.01)				

## Event 3 Women 100 LC Meter Freestyle

<b>World:</b>	51.71	W	7/23/2017	Sarah Sjostrom	SWE
<b>American:</b>	52.04	A	7/26/2019	Simone Manuel	USA
<b>U.S. Open:</b>	52.54	O	7/25/2018	Simone Manuel	Stanford Swimmin
<b>Jr World:</b>	52.70	J	8/11/2016	Penny Oleksiak	CAN
<b>Pro Swim:</b>	53.12	P	2016	Sarah Sjostrom	
<b>Trial Cut:</b>	56.29	T			

Name	Age	Team	Prelim Time	Finals Time	FINA
A - Final					
1 *Siobhan Haughey	22	Club Wolverine/HK	54.10	53.30	913
r:+0.69 25.66	53.30 (27.64)				



## 2019-20 -TYR Pro Swim Series #3 Des Moines - 3/4/2020 to 3/7/2020

## Results

## A - Final ... (Event 3 Women 100 LC Meter Freestyle)

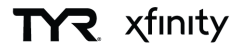
Name	Age	Team	Prelim Time	Finals Time	FINA
2 Simone Manuel r:+0.69 25.80	23	Alto Swim Club	54.04	53.55 T	900
53.55 (27.75)					
3 Allison Schmitt r:+0.69 26.26	29	Sun Devil Swimming	54.68	53.80 T	887
53.80 (27.54)					
4 Mallory Comerford r:+0.63 26.18	22	Cardinal Aquatics/Univ Louisville	54.16	53.87 T	884
53.87 (27.69)					
5 Margo Geer r:+0.64 26.08	27	Mission Viejo Nadadores	54.68	54.40 T	858
54.40 (28.32)					
6 Catie DeLoof r:+0.61 26.06	23	Team Elite/NYAC	54.29	54.44 T	856
54.44 (28.38)					
7 Olivia Smoliga r:+0.68 26.35	25	Athens Bulldog Swim Club/Georgia	54.71	54.45 T	856
54.45 (28.10)					
8 Natalie Hinds r:+0.66 26.14	26	Athens Bulldog Swim Club	55.02	54.91 T	835
54.91 (28.77)					

## B - Final

9 *Andi Murez r:+0.71 26.28	28	Team Elite	55.24	54.85	837
54.85 (28.57)					
10 *Katarzyna Wasick r:+0.66 26.59	27	Unattached TRA	55.13	54.89	836
54.89 (28.30)					
11 Beryl Gastaldello r:+0.66 26.65	25	Unattached	55.20	54.94 T	833
54.94 (28.29)					
12 Katie McLaughlin r:+0.71 26.99	22	California Aquatics	55.43	54.96 T	832
54.96 (27.97)					
13 *Farida Osman r:+0.73 26.38	25	Pinnacle Racing	55.49	55.01	830
55.01 (28.63)					
14 Linnea Mack r:+0.68 26.48	24	Unattached OAQ	55.28	55.09 T	826
55.09 (28.61)					
15 *Camille Cheng r:+0.64 26.42	26	Pinnacle Racing/HK	55.07	55.15	824
55.15 (28.73)					
16 Melanie Margalis r:+0.64 26.95	28	Saint Petersburg Aquatics/Georgia	55.48	55.23 T	820
55.23 (28.28)					

## C - Final

17 *Bella Hindley r:+0.73 26.57	23	Tennessee Aquatics	55.80	55.21	821
55.21 (28.64)					
18 Kendyl Stewart r:+0.79 26.57	25	Team Elite	55.77	55.42 T	812
55.42 (28.85)					
19 Ali DeLoof r:+0.69 26.19	25	Team Elite/NYAC	55.61	55.58 T	805
55.58 (29.39)					
20 Lia Neal r:+0.66 26.86	25	Team Elite	55.97	55.61 T	804
55.61 (28.75)					
21 Kathleen Baker r:+0.66 26.68	23	Team Elite/NYAC	55.58	55.69 T	800
55.69 (29.01)					
22 *Remedy Rule r:+0.66 27.36	23	Longhorn Aquatics	56.09	55.71	799
55.71 (28.35)					
23 Kelsi Dahlia r:+0.62 26.73	25	Cardinal Aquatics/Univ Louisville	55.89	55.73 T	798
55.73 (29.00)					



## 2019-20 -TYR Pro Swim Series #3 Des Moines - 3/4/2020 to 3/7/2020

## Results

## C - Final ... (Event 3 Women 100 LC Meter Freestyle)

Name	Age	Team	Prelim Time	Finals Time	FINA
24 Gabby DeLoof	23	Team Elite/NYAC	56.10	55.78 T	796
r:+0.73 26.99	55.78 (28.79)				

## D - Final

25 Ella Welch	16	Cardinal Aquatics	56.41	56.22 T	778
r:+0.61 27.09	56.22 (29.13)				
26 Janelle Rudolph	17	King Aquatic Club	56.32	56.36	772
r:+0.68 26.88	56.36 (29.48)				
27 Aly Tetzloff	22	Unattached	57.02	56.40	770
r:+0.64 26.73	56.40 (29.67)				
28 Amanda Kendall	29	Mission Viejo Nadadores	57.00	56.52	765
r:+0.69 27.02	56.52 (29.50)				
29 Meaghan Raab	23	Nashville Aquatic Club/Georgia	57.02	56.97	747
r:+0.73 27.70	56.97 (29.27)				
30 Katie Morris	16	NWDupage YMCA / B.R. Ryall S	56.78	57.38	731
r:+0.68 27.15	57.38 (30.23)				
31 *Fanny Teijonsalo	24	Sun Devil Swimming	57.00	57.49	727
r:+0.62 27.25	57.49 (30.24)				
32 Gabi Albiero	18	Cardinal Aquatics	56.42	57.52	726
r:+0.67 27.78	57.52 (29.74)				

## Event 3 Women 100 LC Meter Freestyle

<b>World:</b>	51.71	W	7/23/2017	Sarah Sjostrom	SWE
<b>American:</b>	52.04	A	7/26/2019	Simone Manuel	USA
<b>U.S. Open:</b>	52.54	O	7/25/2018	Simone Manuel	Stanford Swimmin
<b>Jr World:</b>	52.70	J	8/11/2016	Penny Oleksiak	CAN
<b>Pro Swim:</b>	53.12	P	2016	Sarah Sjostrom	
<b>Trial Cut:</b>	56.29	T			

Name	Age	Team	Seed Time	Prelim Time	FINA
<b>Preliminaries</b>					
1 Simone Manuel	23	Alto Swim Club	52.04	54.04 T	q876
r:+0.72 25.80	54.04 (28.24)				
2 *Siobhan Haughey	22	Club Wolverine/HK	53.32	54.10	q873
r:+0.69 25.75	54.10 (28.35)				
3 Mallory Comerford	22	Cardinal Aquatics/Univ Louisville	52.94	54.16 T	q870
r:+0.65 26.44	54.16 (27.72)				
4 Catie DeLoof	23	Team Elite/NYAC	54.28	54.29 T	q864
r:+0.52 25.96	54.29 (28.33)				
*5 Margo Geer	27	Mission Viejo Nadadores	53.44	54.68 T	q845
r:+0.66 26.15	54.68 (28.53)				
*5 Allison Schmitt	29	Sun Devil Swimming	54.24	54.68 T	q845
r:+0.71 26.40	54.68 (28.28)				
7 Olivia Smoliga	25	Athens Bulldog Swim Club/Georgia	54.15	54.71 T	q844
r:+0.67 26.16	54.71 (28.55)				
8 Natalie Hinds	26	Athens Bulldog Swim Club	54.34	55.02 T	q830
r:+0.65 26.24	55.02 (28.78)				
9 *Camille Cheng	26	Pinnacle Racing/HK	54.98	55.07	q827
r:+0.67 26.60	55.07 (28.47)				



## 2019-20 -TYR Pro Swim Series #3 Des Moines - 3/4/2020 to 3/7/2020

## Results

## Preliminaries ... (Event 3 Women 100 LC Meter Freestyle)

Name	Age	Team	Seed Time	Prelim Time	FINA
10 *Katarzyna Wasick r:+0.73 26.59	27	Unattached TRA	55.46	55.13	q825
11 Beryl Gastaldello r:+0.66 26.58	25	Unattached	53.84	55.20 T	q822
12 *Andi Murez r:+0.73 26.69	28	Team Elite	54.67	55.24	q820
13 Linnea Mack r:+0.75 26.60	24	Unattached OAQ	54.78	55.28 T	q818
14 Katie McLaughlin r:+0.73 27.14	22	California Aquatics	54.14	55.43 T	q811
15 Melanie Margalis r:+0.66 27.27	28	Saint Petersburg Aquatics/Georgia	55.18	55.48 T	q809
16 *Farida Osman r:+0.72 26.79	25	Pinnacle Racing	54.93	55.49	q809
17 Kathleen Baker r:+0.67 26.73	23	Team Elite/NYAC	55.84	55.58 T	q805
18 Ali DeLoof r:+0.69 26.74	25	Team Elite/NYAC	55.55	55.61 T	q804
19 Regan Smith r:+0.71 26.73	18	Riptide	55.73	55.64 T	q802
20 Kendyl Stewart r:+0.76 27.04	25	Team Elite	55.36	55.77 T	q797
21 *Bella Hindley r:+0.68 26.57	23	Tennessee Aquatics	55.69	55.80	q795
22 Geena Freriks r:+0.68 26.93	23	Kentucky Aquatics	55.56	55.87 T	q792
23 Kelsi Dahlia r:+0.63 26.83	25	Cardinal Aquatics/Univ Louisville	54.09	55.89 T	q791
24 Lia Neal r:+0.70 27.14	25	Team Elite	53.95	55.97 T	q788
25 *Remedy Rule r:+0.66 26.75	23	Longhorn Aquatics	56.06	56.09	q783
26 Gabby DeLoof r:+0.70 26.94	23	Team Elite/NYAC	54.41	56.10 T	q783
27 Janelle Rudolph r:+0.63 27.11	17	King Aquatic Club	56.09	56.32	q773
28 Ella Welch r:+0.54 27.37	16	Cardinal Aquatics	56.36	56.41	q770
29 Gabi Albiero r:+0.66 27.12	18	Cardinal Aquatics	56.70	56.42	q769
30 Katie Morris r:+0.65 27.26	16	NWDupage YMCA / B.R. Ryall S	56.96	56.78	q755
*31 *Fanny Teijonsalo r:+0.63 27.12	24	Sun Devil Swimming	56.60	57.00	q746
*31 Amanda Kendall r:+0.68 27.06	29	Mission Viejo Nadadores	54.52	57.00	q746



## 2019-20 -TYR Pro Swim Series #3 Des Moines - 3/4/2020 to 3/7/2020

## Results

## Preliminaries ... (Event 3 Women 100 LC Meter Freestyle)

Name	Age	Team	Seed Time	Prelim Time	FINA
*33 Aly Tetzloff	22	Unattached	54.61	57.02	745
r:+0.64 26.78	57.02 (30.24)				
*33 Meaghan Raab	23	Nashville Aquatic Club/Georgia	55.61	57.02	745
r:+0.70 27.23	57.02 (29.79)				

## Swim-Off Required

35 Annabel Crush	17	Lakeside Swim Team	56.97	57.22	738
r:+0.73 27.65	57.22 (29.57)				
36 *Kin Lok Chan	25	Unattached PRVT/HK	57.01	57.60	723
r:+0.70 27.51	57.60 (30.09)				
37 *Athena Meneses Kovacs	15	Britania Desert Dragons	57.46	57.73	718
r:+0.66 27.48	57.73 (30.25)				
38 Madison Hall	17	Great Wolf Swim Team	57.29	57.80	716
r:+0.67 27.65	57.80 (30.15)				
39 Abigail Kapeller	16	Riptide	49.94Y	57.94	710
r:+0.66 27.66	57.94 (30.28)				
40 *Ana Herceg	16	Nitro Swimming	57.52	58.25	699
r:+0.71 27.86	58.25 (30.39)				
41 Jasmine Rumley	18	Greater Des Moines YMCA	49.03Y	58.56	688
r:+0.59 27.62	58.56 (30.94)				
42 Marly Lough	16	Brea Aquatics	57.31	58.65	685
r:+0.72 28.07	58.65 (30.58)				
43 Pyper Doo	17	North Suburban Aquatic Club	57.17	58.69	683
r:+0.69 28.31	58.69 (30.38)				
--- Emily Lenihan	17	Lakeside Swim Team	57.87	DFS	
Declared false start					
--- Krista Wheeler	17	Cardinal Aquatics	50.54Y	DFS	
Declared false start					
--- Zoe Skirboll	15	Racer X Aquatics	56.58	DFS	
Declared false start					

## Event 4 Men 100 LC Meter Freestyle

<b>World:</b>	<b>46.91</b>	<b>W</b>	<b>7/30/2009</b>	<b>Cesar Cielo Filho</b>	<b>BRA</b>
<b>American:</b>	<b>46.96</b>	<b>A</b>	<b>7/25/2019</b>	<b>Caeleb Dressel</b>	<b>USA</b>
<b>U.S. Open:</b>	<b>47.39</b>	<b>O</b>	<b>7/31/2019</b>	<b>Ryan Held</b>	<b>New York Athleti</b>
<b>Jr World:</b>	<b>47.58</b>	<b>J</b>	<b>8/10/2016</b>	<b>Kyle Chalmers</b>	<b>AUS</b>
<b>Pro Swim:</b>	<b>48.00</b>	<b>P</b>	<b>2016</b>	<b>Nathan Adrian</b>	
<b>Trial Cut:</b>	<b>50.49</b>	<b>T</b>			

Name	Age	Team	Prelim Time	Finals Time	FINA
A - Final					
1 Zach Apple	22	Mission Viejo Nadadores	48.93	48.59 T	899
r:+0.62 23.33	48.59 (25.26)				
2 Tate Jackson	23	Longhorn Aquatics	49.54	48.72 T	892
r:+0.66 23.22	48.72 (25.50)				
3 Dean Farris	22	Harvard Swimming/TXLA	49.45	48.97 T	879
r:+0.65 23.40	48.97 (25.57)				
4 Ryan Held	24	New York Athletic Club	49.21	48.99 T	877
r:+0.62 23.42	48.99 (25.57)				





## 2019-20 -TYR Pro Swim Series #3 Des Moines - 3/4/2020 to 3/7/2020

## Results

## A - Final ... (Event 4 Men 100 LC Meter Freestyle)

Name	Age	Team	Prelim Time	Finals Time	FINA
5 Blake Pieroni r:+0.60 23.61	24	Sandpipers Of Nevada	49.53	49.00 T	877
6 *Marius Kusch r:+0.67 23.40	26	Team Elite	49.35	49.15	869
7 Robert Howard r:+0.70 23.73	23	Mission Viejo Nadadores	49.78	49.66 T	842
8 Brett Pinfold r:+0.66 24.09	24	Aggie Swim Club	49.69	49.71 T	840

## B - Final

9 Nathan Adrian r:+0.63 23.38	31	California Aquatics	49.99	48.62 T	898
10 Caeleb Dressel r:+0.59 23.02	23	Gator Swim Club	49.89	48.68 T	894
11 Andrew Seliskar r:+0.60 23.63	23	California Aquatics	49.78	49.11 T	871
12 Mikel Schreuders r:+0.63 23.65	21	Unattached	50.00	49.32 T	860
13 Townley Haas r:+0.72 23.69	23	NOVA of Virginia Aquatics, Inc	50.06	49.37 T	857
14 Grant House r:+0.64 23.97	21	Sun Devil Swimming	49.88	49.61 T	845
15 Kyle Decoursey r:+0.64 23.90	23	Tennessee Aquatics	50.01	49.77 T	837
16 Ryan Murphy r:+0.59 23.77	24	California Aquatics	50.05	49.90 T	830

## C - Final

17 Michael Chadwick r:+0.71 23.46	24	Team Elite	50.31	49.40 T	856
18 Tom Shields r:+0.74 24.42	28	California Aquatics	50.31	50.24 T	814
19 *Artyom Machekin r:+0.71 24.19	29	Team Elite	50.10	50.35	808
20 Jeff Newkirk r:+0.72 24.07	23	Longhorn Aquatics	50.10	50.42 T	805
21 Bowe Becker r:+0.66 23.82	22	Sandpipers Of Nevada	50.23	50.43 T	804
22 John Shebat r:+0.71 24.20	23	New York Athletic Club	50.86	50.62	795
23 Abrahm DeVine r:+0.75 24.57	23	Team Elite	50.68	50.80	787
24 *Ali Khalafalla r:+0.67 24.42	23	Mission Viejo Nadadores	50.46	51.06	775

## D - Final

25 William Cole r:+0.66 24.43	18	Lakeside Swim Team	51.72	51.19	769
26 *Enzo Martinez Scarpe r:+0.68 24.34	25	Gator Swim Club	51.73	51.67	748



## 2019-20 -TYR Pro Swim Series #3 Des Moines - 3/4/2020 to 3/7/2020

## Results

## D - Final ... (Event 4 Men 100 LC Meter Freestyle)

Name	Age	Team	Prelim Time	Finals Time	FINA
27 *Aaron Greenberg r:+0.62 24.50	25	Team Elite	51.95	51.73	745
28 Nathan Lile r:+0.64 24.27	25	Gamecock Aquatics	51.14	51.91	737
29 *Vince Regent r:+0.70 25.16	27	Unattached QU	52.18	51.98	735
30 John Hayes r:+0.66 25.05	16	Cardinal Aquatics	52.43	52.16	727
31 *Julien Goyetche r:+0.66 24.54	27	Cardinal Aquatics	51.89	52.29	722
32 Nick Zito r:+0.73 24.82	25	FMC Aquatic	52.19	52.41	717

## Event 4 Men 100 LC Meter Freestyle

<b>World:</b>	<b>46.91</b>	<b>W</b>	<b>7/30/2009</b>	<b>Cesar Cielo Filho</b>	<b>BRA</b>
<b>American:</b>	<b>46.96</b>	<b>A</b>	<b>7/25/2019</b>	<b>Caeleb Dressel</b>	<b>USA</b>
<b>U.S. Open:</b>	<b>47.39</b>	<b>O</b>	<b>7/31/2019</b>	<b>Ryan Held</b>	<b>New York Athleti</b>
<b>Jr World:</b>	<b>47.58</b>	<b>J</b>	<b>8/10/2016</b>	<b>Kyle Chalmers</b>	<b>AUS</b>
<b>Pro Swim:</b>	<b>48.00</b>	<b>P</b>	<b>2016</b>	<b>Nathan Adrian</b>	
<b>Trial Cut:</b>	<b>50.49</b>	<b>T</b>			

Name	Age	Team	Seed Time	Prelim Time	FINA
<b>Preliminaries</b>					
1 Zach Apple r:+0.63 23.63	22	Mission Viejo Nadadores	47.69	48.93 T	q881
2 Ryan Held r:+0.63 23.50	24	New York Athletic Club	47.39	49.21 T	q866
3 *Marius Kusch r:+0.67 23.31	26	Team Elite	48.70	49.35	q858
4 Dean Farris r:+0.67 23.57	22	Harvard Swimming/TXLA	48.07	49.45 T	q853
5 Blake Pieroni r:+0.65 24.24	24	Sandpipers Of Nevada	47.87	49.53 T	q849
6 Tate Jackson r:+0.68 23.70	23	Longhorn Aquatics	47.88	49.54 T	q849
7 Brett Pinfold r:+0.69 23.99	24	Aggie Swim Club	50.53	49.69 T	q841
8 Robert Howard r:+0.73 24.09	23	Mission Viejo Nadadores	48.37	49.78 T	q836
9 Andrew Seliskar r:+0.62 24.08	23	California Aquatics	48.80	49.78 T	q836
10 Grant House r:+0.63 23.95	21	Sun Devil Swimming	49.84	49.88 T	q831
11 Caeleb Dressel r:+0.62 24.25	23	Gator Swim Club	46.96	49.89 T	q831
12 Nathan Adrian r:+0.65 23.90	31	California Aquatics	48.17	49.99 T	q826



## 2019-20 -TYR Pro Swim Series #3 Des Moines - 3/4/2020 to 3/7/2020

## Results

## Preliminaries ... (Event 4 Men 100 LC Meter Freestyle)

Name	Age	Team	Seed Time	Prelim Time	FINA
13 Mikel Schreuders r:+0.65 24.09	21	Unattached	49.08	50.00 T	q825
14 Kyle Decoursey r:+0.66 24.36	23	Tennessee Aquatics	49.61	50.01 T	q825
15 Ryan Murphy r:+0.61 24.25	24	California Aquatics	48.98	50.05 T	q823
16 Townley Haas r:+0.73 23.95	23	NOVA of Virginia Aquatics, Inc	48.30	50.06 T	q822
17 *Artyom Machekin r:+0.67 24.26	29	Team Elite	49.36	50.10	q820
18 Jeff Newkirk r:+0.69 24.26	23	Longhorn Aquatics	49.46	50.10 T	q820
19 Bowe Becker r:+0.63 23.95	22	Sandpipers Of Nevada	48.85	50.23 T	q814
*20 Tom Shields r:+0.73 24.47	28	California Aquatics	50.38	50.31 T	q810
*20 Michael Chadwick r:+0.71 24.08	24	Team Elite	48.44	50.31 T	q810
22 *Bradley Tandy r:+0.60 23.42	28	Sun Devil Swimming	50.71	50.41	q805
23 *Ali Khalafalla r:+0.63 24.09	23	Mission Viejo Nadadores	49.10	50.46	q803
24 Abrahm DeVine r:+0.67 24.36	23	Team Elite	50.63	50.68	q793
25 John Shebat r:+0.67 24.39	23	New York Athletic Club	49.59	50.86	q784
*26 Giles Smith r:+0.59 24.22	28	Sun Devil Swimming	50.47	50.99	q778
*26 Ryan Lochte r:+0.65 24.53	35	Gator Swim Club	50.56	50.99	q778
28 Nathan Lile r:+0.62 24.42	25	Gamecock Aquatics	50.23	51.14	q771
29 William Cole r:+0.68 24.57	18	Lakeside Swim Team	51.71	51.72	q746
30 *Enzo Martinez Scarpe r:+0.67 24.95	25	Gator Swim Club	50.99	51.73	q745
31 *Julien Goyetche r:+0.69 24.57	27	Cardinal Aquatics	52.18	51.89	q738
32 *Aaron Greenberg r:+0.61 24.55	25	Team Elite	50.27	51.95	q736
33 Mitch D'Arrigo r:+0.69 25.48	24	Gator Swim Club	51.01	52.15	727
34 *Vince Regent r:+0.68 25.22	27	Unattached QU	51.31	52.18	726
*35 Nick Zito r:+0.69 24.88	25	FMC Aquatic	44.93 Y	52.19	726



## 2019-20 -TYR Pro Swim Series #3 Des Moines - 3/4/2020 to 3/7/2020

## Results

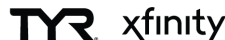
## Preliminaries ... (Event 4 Men 100 LC Meter Freestyle)

Name	Age	Team	Seed Time	Prelim Time	FINA
*35 *Ryan Coetzee	24	Tennessee Aquatics	49.88	52.19	726
r:+0.61 24.68	52.19 (27.51)				
37 John Hayes	16	Cardinal Aquatics	52.41	52.43	716
r:+0.66 24.75	52.43 (27.68)				
38 *Lorenzo Loria Elias	24	Britania Desert Dragons	51.01	52.43	716
r:+0.70 24.91	52.43 (27.52)				
39 Charlie Bunn	18	Lane Four Aquatics	52.36	52.63	708
r:+0.59 24.51	52.63 (28.12)				
40 *Luis Martinez	24	Guatemala	50.79	52.69	705
r:+0.65 25.49	52.69 (27.20)				
41 Jack Saunderson	22	Towson University Swimming	51.23	52.81	700
r:+0.60 25.44	52.81 (27.37)				
42 *Brian Palaschuk	22	Regina Optimist Dolphins Swim	51.54	52.84	699
r:+0.62 25.22	52.84 (27.62)				
43 *Matias Koski	25	Athens Bulldog Swim Club/Georgia	50.79	53.22	684
r:+0.68 25.38	53.22 (27.84)				
44 Trent Frandson	17	Central Iowa Aquatics	43.93 Y	57.05	555
r:+0.69 27.34	57.05 (29.71)				
--- *Brent Hayden	36	HPC Vancouver	49.51	DFS	
Declared false start					
--- Joey Reilman	22	Tennessee Aquatics	50.55	DFS	
Declared false start					
--- Michael Andrew	20	Race Pace Club	49.46	DFS	
Declared false start					
--- Jack Conger	25	Cavalier Aquatics	48.47	DFS	
Declared false start					
--- Jacob Pebley	26	Team Elite	49.70	DFS	
Declared false start					
--- *Grigory Tarasevich	24	Cardinal Aquatics/Univ Louisville	50.72	DFS	
Declared false start					
--- *Mark Nikolaev	22	Grand Canyon Aquatics	50.41	NS	
--- *Luis Campos Alpizar	25	Acuatica Nelson Vargas	52.50	NS	

## Event 5 Women 100 LC Meter Breaststroke

<b>World:</b>	<b>1:04.13</b>	<b>W</b>	<b>7/25/2017</b>	<b>Lilly King</b>	<b>USA</b>
<b>American:</b>	<b>1:04.13</b>	<b>A</b>	<b>7/25/2017</b>	<b>Lilly King</b>	<b>USA</b>
<b>U.S. Open:</b>	<b>1:04.45</b>	<b>O</b>	<b>8/7/2009</b>	<b>Jessica Hardy</b>	<b>Trojan</b>
<b>Jr World:</b>	<b>1:05.39</b>	<b>J</b>	<b>8/20/2014</b>	<b>Ruta Meilutyte</b>	<b>LTU</b>
<b>Pro Swim:</b>	<b>1:05.57</b>	<b>P</b>	<b>2011</b>	<b>Rebecca Soni</b>	
<b>Trial Cut:</b>	<b>1:10.99</b>	<b>T</b>			

Name	Age	Team	Prelim Time	Finals Time	FINA
<b>A - Final</b>					
1 Lilly King	23	Indiana Swim Club	1:07.22	1:05.74 T	928
r:+0.66 30.85	1:05.74 (34.89)				
2 Molly Hannis	27	Tennessee Aquatics	1:06.86	1:06.43 T	899
r:+0.66 31.22	1:06.43 (35.21)				



## 2019-20 -TYR Pro Swim Series #3 Des Moines - 3/4/2020 to 3/7/2020

## Results

## A - Final ... (Event 5 Women 100 LC Meter Breaststroke)

Name	Age	Team	Prelim Time	Finals Time	FINA
3 Annie Lazor r:+0.66 31.14	25	Mission Viejo Nadadores	1:07.15	1:06.54 T	895
4 Madisyn Cox r:+0.65 31.89	24	Longhorn Aquatics	1:07.53	1:07.30 T	865
5 Melanie Margalis r:+0.53 31.88	28	Saint Petersburg Aquatics/Georgia	1:07.61	1:07.37 T	862
6 Bethany Galat r:+0.60 31.82	24	Aggie Swim Club	1:08.28	1:07.54 T	856
7 Breeja Larson r:+0.79 31.56	27	New York Athletic Club	1:07.71	1:07.93 T	841
8 Rachel Bernhardt r:+0.73 32.01	24	Gamecock Aquatics	1:08.79	1:08.11 T	834

## B - Final

9 Kathleen Baker r:+0.64 31.70	23	Team Elite/NYAC	1:09.75	1:07.90 T	842
10 *Melissa Rodriguez r:+0.67 32.49	25	Britania Desert Dragons	1:09.94	1:09.18	796
11 *Hannah Brunzell r:+0.76 32.38	18	Unattached Northwestern	1:09.15	1:09.49	785
12 Esther Gonzalez Medina r:+0.66 33.52	24	Unattached AGS	1:10.44	1:09.84 T	774
13 *Jamie Yeung r:+0.59 33.36	22	Club Wolverine/HK	1:10.95	1:10.44	754
14 *Kierra Smith r:+0.76 33.26	26	Scarborough Swim Club	1:10.94	1:10.55	751
15 *Laura Morley r:+0.71 33.56	23	Bahamas Swimming Federation	1:11.12	1:10.58	750
16 Olivia Anderson r:+0.70 33.29	22	Longhorn Aquatics	1:10.94	1:11.23	729

## C - Final

17 Claire Donan r:+0.67 33.16	18	Lakeside Swim Team	1:11.86	1:11.04	735
18 Maggie Papanicholas r:+0.73 33.37	14	Glenbrook Swim Club	1:11.54	1:11.36	725
19 Liz Roberts r:+0.72 33.03	31	Gamecock Aquatics	1:11.43	1:11.37	725
20 Jojo Randby r:+0.61 33.25	17	Greater Omaha Aquatics Leopard	1:13.05	1:12.41	694
21 *Monika Gonzalez-Hermosillo r:+0.73 34.49	24	Aggie Swim Club	1:12.92	1:13.42	666
22 Mary Martin r:+0.77 34.58	17	Greater Des Moines YMCA	1:14.47	1:14.28	643
23 Olivia Masterson r:+0.69 34.53	18	Iowa Flyers Swim Club	1:14.76	1:15.25	618
24 Madison Hall r:+0.64 34.76	17	Great Wolf Swim Team	1:14.58	1:15.78	606



## 2019-20 -TYR Pro Swim Series #3 Des Moines - 3/4/2020 to 3/7/2020

## Results

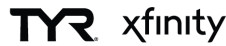
## D - Final ... (Event 5 Women 100 LC Meter Breaststroke)

Name	Age	Team	Prelim Time	Finals Time	FINA
<b>D - Final</b>					
25 *Emma Spence	17	Regina Optimist Dolphins Swim	1:14.98	1:12.84	682
r:+0.71 34.02			1:12.84 (38.82)		
26 Reese Dehen	17	Great Wolf Swim Team	1:15.89	1:15.30	617
r:+0.61 34.79			1:15.30 (40.51)		
27 *Rebecca Kamau	20	Unattached Northwestern	1:15.37	1:15.39	615
r:+0.69 34.49			1:15.39 (40.90)		

## Event 5 Women 100 LC Meter Breaststroke

<b>World:</b>	<b>1:04.13</b>	<b>W</b>	<b>7/25/2017</b>	<b>Lilly King</b>	<b>USA</b>
<b>American:</b>	<b>1:04.13</b>	<b>A</b>	<b>7/25/2017</b>	<b>Lilly King</b>	<b>USA</b>
<b>U.S. Open:</b>	<b>1:04.45</b>	<b>O</b>	<b>8/7/2009</b>	<b>Jessica Hardy</b>	<b>Trojan</b>
<b>Jr World:</b>	<b>1:05.39</b>	<b>J</b>	<b>8/20/2014</b>	<b>Ruta Meilutyte</b>	<b>LTU</b>
<b>Pro Swim:</b>	<b>1:05.57</b>	<b>P</b>	<b>2011</b>	<b>Rebecca Soni</b>	
<b>Trial Cut:</b>	<b>1:10.99</b>	<b>T</b>			

Name	Age	Team	Seed Time	Prelim Time	FINA
<b>Preliminaries</b>					
1 Molly Hannis	27	Tennessee Aquatics	1:05.78	1:06.86 T	q882
r:+0.68 31.61				1:06.86 (35.25)	
2 Annie Lazor	25	Mission Viejo Nadadores	1:06.03	1:07.15 T	q871
r:+0.68 31.63				1:07.15 (35.52)	
3 Lilly King	23	Indiana Swim Club	1:04.93	1:07.22 T	q868
r:+0.68 31.23				1:07.22 (35.99)	
4 Madisyn Cox	24	Longhorn Aquatics	1:07.51	1:07.53 T	q856
r:+0.64 31.79				1:07.53 (35.74)	
5 Melanie Margalis	28	Saint Petersburg Aquatics/Georgia	1:07.20	1:07.61 T	q853
r:+0.64 31.99				1:07.61 (35.62)	
6 Breeja Larson	27	New York Athletic Club	1:06.78	1:07.71 T	q849
r:+0.76 31.30				1:07.71 (36.41)	
7 Bethany Galat	24	Aggie Swim Club	1:06.41	1:08.28 T	q828
r:+0.63 31.84				1:08.28 (36.44)	
8 Rachel Bernhardt	24	Gamecock Aquatics	1:07.59	1:08.79 T	q810
r:+0.72 32.77				1:08.79 (36.02)	
9 *Hannah Brunzell	18	Unattached Northwestern	1:09.20	1:09.15	q797
r:+0.77 32.38				1:09.15 (36.77)	
10 Kathleen Baker	23	Team Elite/NYAC	1:08.50	1:09.75 T	q777
r:+0.67 32.60				1:09.75 (37.15)	
11 *Melissa Rodriguez	25	Britania Desert Dragons	1:07.32	1:09.94	q770
r:+0.69 32.36				1:09.94 (37.58)	
12 Esther Gonzalez Medina	24	Unattached AGS	1:10.04	1:10.44 T	q754
r:+0.65 33.37				1:10.44 (37.07)	
*13 Olivia Anderson	22	Longhorn Aquatics	1:09.38	1:10.94 T	q738
r:+0.72 33.47				1:10.94 (37.47)	
*13 *Kierra Smith	26	Scarborough Swim Club	1:06.54	1:10.94	q738
r:+0.79 33.37				1:10.94 (37.57)	
15 *Jamie Yeung	22	Club Wolverine/HK	1:07.86	1:10.95	q738
r:+0.61 33.08				1:10.95 (37.87)	



## 2019-20 -TYR Pro Swim Series #3 Des Moines - 3/4/2020 to 3/7/2020

## Results

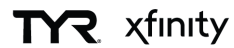
## Preliminaries ... (Event 5 Women 100 LC Meter Breaststroke)

Name	Age	Team	Seed Time	Prelim Time	FINA
16 *Laura Morley r:+0.69 33.71	23	Bahamas Swimming Federation	1:10.44	1:11.12	q733
				1:11.12 (37.41)	
17 Emma Barksdale r:+0.70 33.71	22	Gamecock Aquatics	1:10.15	1:11.35	q726
				1:11.35 (37.64)	
18 Liz Roberts r:+0.71 33.47	31	Gamecock Aquatics	1:10.61	1:11.43	q723
				1:11.43 (37.96)	
19 Maggie Papanicholas r:+0.72 33.75	14	Glenbrook Swim Club	1:12.00	1:11.54	q720
				1:11.54 (37.79)	
20 Claire Donan r:+0.69 33.47	18	Lakeside Swim Team	1:10.25	1:11.86	q710
				1:11.86 (38.39)	
21 *Monika Gonzalez-Hermosillo r:+0.72 34.59	24	Aggie Swim Club	1:13.54	1:12.92	q680
				1:12.92 (38.33)	
22 Jojo Randby r:+0.64 33.18	17	Greater Omaha Aquatics Leopard	1:12.13	1:13.05	q676
				1:13.05 (39.87)	
23 Mary Martin r:+0.79 34.25	17	Greater Des Moines YMCA	1:12.24	1:14.47	q638
				1:14.47 (40.22)	
24 Madison Hall r:+0.66 34.59	17	Great Wolf Swim Team	1:03.38Y	1:14.58	q635
				1:14.58 (39.99)	
25 Olivia Masterson r:+0.70 34.50	18	Iowa Flyers Swim Club	1:11.90	1:14.76	q631
				1:14.76 (40.26)	
26 *Emma Spence r:+0.73 34.67	17	Regina Optimist Dolphins Swim	1:12.70	1:14.98	q625
				1:14.98 (40.31)	
27 *Rebecca Kamau r:+0.69 34.33	20	Unattached Northwestern	1:13.53	1:15.37	q616
				1:15.37 (41.04)	
28 Reese Dehen r:+0.64 35.26	17	Great Wolf Swim Team	1:11.94	1:15.89	q603
				1:15.89 (40.63)	
--- Zoe Skirboll Declared false start	15	Racer X Aquatics	1:10.46	DFS	
--- *Bailey Andison Declared false start	22	Mission Viejo Nadadores	1:12.22	DFS	

## Event 6 Men 100 LC Meter Breaststroke

<b>World:</b>	<b>56.88</b>	<b>W</b>	<b>7/21/2019</b>	<b>Adam Peaty</b>	<b>GBR</b>
<b>American:</b>	<b>58.64</b>	<b>A</b>	<b>7/23/2017</b>	<b>Kevin Cordes</b>	<b>USA</b>
<b>U.S. Open:</b>	<b>58.74</b>	<b>O</b>	<b>6/30/2017</b>	<b>Kevin Cordes/Jaoa Gomes</b>	<b>Unattached-SE</b>
<b>Jr World:</b>	<b>59.01</b>	<b>J</b>	<b>8/23/2017</b>	<b>Nicolo Martinenghi</b>	<b>ITA</b>
<b>Pro Swim:</b>	<b>58.86</b>	<b>P</b>	<b>2017</b>	<b>Adam Peaty</b>	
<b>Trial Cut:</b>	<b>1:03.29</b>	<b>T</b>			

Name	Age	Team	Prelim Time	Finals Time	FINA
<b>A - Final</b>					
1 Michael Andrew r:+0.66 27.48	20	Race Pace Club	59.83	59.14 T	889
				59.14 (31.66)	
2 Kevin Cordes r:+0.70 28.45	26	Athens Bulldog Swim Club	1:00.50	1:00.45 T	833
				1:00.45 (32.00)	
3 Nic Fink r:+0.70 28.27	26	Athens Bulldog Swim Club/Georgia	1:01.52	1:00.52 T	830
				1:00.52 (32.25)	



## 2019-20 -TYR Pro Swim Series #3 Des Moines - 3/4/2020 to 3/7/2020

## Results

## A - Final ... (Event 6 Men 100 LC Meter Breaststroke)

Name	Age	Team	Prelim Time	Finals Time	FINA
4 Andrew Wilson r:+0.61 28.02	26	Athens Bulldog Swim Club	1:00.34	1:00.64 T	825
5 Cody Miller r:+0.72 28.63	28	Sandpipers Of Nevada	1:01.54	1:01.23 T	801
6 Ben Cono r:+0.71 28.76	23	Gamecock Aquatics	1:02.02	1:01.37 T	796
7 *Carlos Claverie r:+0.72 29.32	23	Cardinal Aquatics/VEN/UofL	1:02.23	1:01.86	777
8 *Nils Wich-Glasen r:+0.70 29.08	25	Unattached GAME	1:02.35	1:02.49	754

## B - Final

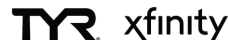
9 *Edgar Crespo r:+0.66 28.56	30	SwimAtlanta	1:02.40	1:01.85	777
10 Nick Zito r:+0.72 28.60	25	FMC Aquatic	1:02.94	1:01.94 T	774
11 Jonathan Tybur r:+0.68 29.06	23	Aggie Swim Club	1:02.76	1:02.31 T	760
12 Justin Winnett r:+0.68 29.23	24	Indiana Swim Club	1:02.98	1:02.69 T	746
13 Conner McHugh r:+0.72 29.18	24	Unattached	1:02.54	1:02.70 T	746
14 *Mauro Castillo Luna r:+0.63 29.63	24	Aggie Swim Club	1:03.33	1:02.82	742
15 *Miguel Chavez r:+0.65 29.40	25	Team Elite	1:02.78	1:02.87	740
16 Luke Barr r:+0.60 29.50	16	Sarpy County Swim Club	1:03.04	1:03.74	710

## C - Final

17 *Jonathan Rutter r:+0.65 30.01	23	Unattached PRVT	1:03.89	1:03.58	716
18 Brandon Fischer r:+0.68 29.72	31	Livermore Aqua Cowboys	1:03.47	1:03.66	713
19 Forrest Frazier r:+0.66 29.58	18	Eastern Iowa Swim Federation	1:03.39	1:03.74	710
*20 *Youssef Elkamash r:+0.66 29.82	24	Egypt	1:03.73	1:04.08	699
*20 Scooter Iida r:+0.65 30.47	17	Glenbrook Swim Club	1:05.11	1:04.08	699
22 Alex Brehm r:+0.66 30.68	17	Lakeside Swim Team	1:04.69	1:04.75	677
23 Ben Wiegand r:+0.65 31.08	17	Sun Prairie Storm	1:06.00	1:05.61	651
24 James Doromal r:+0.73 31.36	17	NWDupage YMCA / B.R. Ryall S	1:06.35	1:05.78	646

## D - Final

25 Conner Kang r:+0.58 30.78	18	Lakeside Swim Team	1:07.13	1:08.64	569
---------------------------------	----	--------------------	---------	---------	-----





## 2019-20 -TYR Pro Swim Series #3 Des Moines - 3/4/2020 to 3/7/2020

## Results

## Event 6 Men 100 LC Meter Breaststroke

<b>World:</b>	<b>56.88</b>	<b>W</b>	<b>7/21/2019</b>	<b>Adam Peaty</b>	<b>GBR</b>
<b>American:</b>	<b>58.64</b>	<b>A</b>	<b>7/23/2017</b>	<b>Kevin Cordes</b>	<b>USA</b>
<b>U.S. Open:</b>	<b>58.74</b>	<b>O</b>	<b>6/30/2017</b>	<b>Kevin Cordes/Jaoa Gomes</b>	<b>Unattached-SE</b>
<b>Jr World:</b>	<b>59.01</b>	<b>J</b>	<b>8/23/2017</b>	<b>Nicolo Martinenghi</b>	<b>ITA</b>
<b>Pro Swim:</b>	<b>58.86</b>	<b>P</b>	<b>2017</b>	<b>Adam Peaty</b>	
<b>Trial Cut:</b>	<b>1:03.29</b>	<b>T</b>			

	Name	Age	Team	Seed Time	Prelim Time	FINA
<b>Preliminaries</b>						
1	Michael Andrew	20	Race Pace Club	59.38	59.83 T	q859
	r:+0.69 27.78	59.83 (32.05)				
2	Andrew Wilson	26	Athens Bulldog Swim Club	58.93	1:00.34 T	q837
	r:+0.64 28.49	1:00.34 (31.85)				
3	Kevin Cordes	26	Athens Bulldog Swim Club	59.72	1:00.50 T	q831
	r:+0.70 28.33	1:00.50 (32.17)				
4	Nic Fink	26	Athens Bulldog Swim Club/Georgia	59.86	1:01.52 T	q790
	r:+0.72 29.02	1:01.52 (32.50)				
5	Cody Miller	28	Sandpipers Of Nevada	59.24	1:01.54 T	q789
	r:+0.71 28.84	1:01.54 (32.70)				
6	Ben Cono	23	Gamecock Aquatics	1:00.95	1:02.02 T	q771
	r:+0.68 29.14	1:02.02 (32.88)				
7	*Carlos Claverie	23	Cardinal Aquatics/VEN/UofL	1:00.79	1:02.23	q763
	r:+0.72 28.89	1:02.23 (33.34)				
8	*Nils Wich-Glasen	25	Unattached GAME	1:01.03	1:02.35	q759
	r:+0.71 29.27	1:02.35 (33.08)				
9	*Edgar Crespo	30	SwimAtlanta	1:01.60	1:02.40	q757
	r:+0.65 28.88	1:02.40 (33.52)				
10	Conner McHugh	24	Unattached	1:01.21	1:02.54 T	q752
	r:+0.72 29.43	1:02.54 (33.11)				
11	Jonathan Tybur	23	Aggie Swim Club	1:00.76	1:02.76 T	q744
	r:+0.66 29.08	1:02.76 (33.68)				
12	*Miguel Chavez	25	Team Elite	1:02.06	1:02.78	q743
	r:+0.64 29.25	1:02.78 (33.53)				
13	Nick Zito	25	FMC Aquatic	1:02.08	1:02.94 T	q738
	r:+0.70 29.16	1:02.94 (33.78)				
14	Justin Winnett	24	Indiana Swim Club	1:01.79	1:02.98 T	q736
	r:+0.70 29.37	1:02.98 (33.61)				
15	Luke Barr	16	Sarpy County Swim Club	1:03.44	1:03.04 T	q734
	r:+0.61 29.37	1:03.04 (33.67)				
16	*Mauro Castillo Luna	24	Aggie Swim Club	1:00.77	1:03.33	q724
	r:+0.63 30.05	1:03.33 (33.28)				
17	Forrest Frazier	18	Eastern Iowa Swim Federation	1:02.63	1:03.39	q722
	r:+0.67 29.74	1:03.39 (33.65)				
18	Brandon Fischer	31	Livermore Aqua Cowboys	59.86	1:03.47	q719
	r:+0.72 29.14	1:03.47 (34.33)				
19	*Youssef Elkamash	24	Egypt	1:01.24	1:03.73	q710
	r:+0.65 30.01	1:03.73 (33.72)				



## 2019-20 -TYR Pro Swim Series #3 Des Moines - 3/4/2020 to 3/7/2020

## Results

## Preliminaries ... (Event 6 Men 100 LC Meter Breaststroke)

Name	Age	Team	Seed Time	Prelim Time	FINA
20 *Jonathan Rutter	23	Unattached PRVT	1:02.85	1:03.89	q705
r:+0.65 29.99		1:03.89 (33.90)			
21 Alex Brehm	17	Lakeside Swim Team	1:04.29	1:04.69	q679
r:+0.64 30.28		1:04.69 (34.41)			
22 Scooter Iida	17	Glenbrook Swim Club	1:04.09	1:05.11	q666
r:+0.65 30.33		1:05.11 (34.78)			
23 Ben Wiegand	17	Sun Prairie Storm	1:04.86	1:06.00	q640
r:+0.65 30.93		1:06.00 (35.07)			
24 James Doromal	17	NWDupage YMCA / B.R. Ryall S	1:06.53	1:06.35	q630
r:+0.71 31.11		1:06.35 (35.24)			
25 Conner Kang	18	Lakeside Swim Team	1:06.09	1:07.13	q608
r:+0.61 31.11		1:07.13 (36.02)			
26 *Enzo Martinez Scarpe	25	Gator Swim Club	1:03.78	1:08.70	q567
r:+0.69 31.43		1:08.70 (37.27)			
--- *Jarod Arroyo	19	Pitchfork Aquatics	1:04.25	DFS	
Declared false start					
--- Carlson Temple	20	Unattached	1:05.61	NS	
--- Matthew Dunphy	22	Tennessee Aquatics	1:02.06	NS	
--- *Said Revelez	27	Britania Desert Dragons	1:02.44	NS	

## Event 7 Women 200 LC Meter Butterfly

<b>World:</b>	<b>2:01.81</b>	<b>W</b>	<b>10/21/2009</b>	<b>Zige Liu</b>	<b>CHN</b>
<b>American:</b>	<b>2:04.14</b>	<b>A</b>	<b>7/30/2009</b>	<b>Mary Descenza</b>	<b>USA</b>
<b>U.S. Open:</b>	<b>2:05.87</b>	<b>O</b>	<b>7/25/2018</b>	<b>Hali Flickinger</b>	<b>Athens Bulldog-G</b>
<b>Jr World:</b>	<b>2:06.29</b>	<b>J</b>	<b>4/15/2017</b>	<b>Suzuka Hasegawa</b>	<b>JPN</b>
<b>Pro Swim:</b>	<b>2:06.11</b>	<b>P</b>	<b>3/5/2020</b>	<b>Hali Flickinger</b>	<b>Sun Devil Swimmi</b>
<b>Trial Cut:</b>	<b>2:14.59</b>	<b>T</b>			

Name	Age	Team	Prelim Time	Finals Time	FINA
<b>A - Final</b>					
1 Hali Flickinger	25	Sun Devil Swimming	2:06.78	2:06.11 P	901
r:+0.69 28.87		1:00.84 (31.97) 1:33.15 (32.31)	2:06.11 (32.96)		
2 Regan Smith	18	Riptide	2:08.94	2:06.39 T	895
r:+0.70 28.04		1:00.54 (32.50) 1:33.12 (32.58)	2:06.39 (33.27)		
3 *Remedy Rule	23	Longhorn Aquatics	2:11.76	2:09.58	830
r:+0.68 28.53		1:01.12 (32.59) 1:34.62 (33.50)	2:09.58 (34.96)		
4 Megan Kingsley	23	Athens Bulldog Swim Club/Georgia	2:10.07	2:10.24 T	818
r:+0.65 29.26		1:02.39 (33.13) 1:35.87 (33.48)	2:10.24 (34.37)		
5 Justina Kozan	16	Brea Aquatics	2:09.92	2:11.89 T	787
r:+0.66 29.28		1:02.56 (33.28) 1:36.60 (34.04)	2:11.89 (35.29)		
6 Katie McLaughlin	22	California Aquatics	2:13.81	2:12.19 T	782
r:+0.76 29.28		1:03.04 (33.76) 1:37.37 (34.33)	2:12.19 (34.82)		
7 *Klaudia Nazieblo	26	Unattached PRVT	2:12.02	2:13.29	763
r:+0.78 29.91		1:04.50 (34.59) 1:38.57 (34.07)	2:13.29 (34.72)		
8 Leah Gingrich	30	Columbus Aquatic Club	2:13.44	2:14.83	737
r:+0.72 28.85		1:01.39 (32.54) 1:37.13 (35.74)	2:14.83 (37.70)		



## 2019-20 -TYR Pro Swim Series #3 Des Moines - 3/4/2020 to 3/7/2020

## Results

## B - Final ... (Event 7 Women 200 LC Meter Butterfly)

Name	Age	Team	Prelim Time	Finals Time	FINA
<b>B - Final</b>					
9 *Maria Jose Mata Cocco	25	Club Libanes	2:14.56	2:13.72	755
r:+0.59 29.66	1:03.42 (33.76)	1:38.18 (34.76)	2:13.72 (35.54)		
10 Ally McHugh	22	Wisconsin Aquatics	2:15.13	2:14.15 T	748
r:+0.79 30.42	1:04.54 (34.12)	1:39.00 (34.46)	2:14.15 (35.15)		
11 Gabi Albiero	18	Cardinal Aquatics	2:16.13	2:14.51 T	742
r:+0.67 29.20	1:02.90 (33.70)	1:37.84 (34.94)	2:14.51 (36.67)		
12 Emily Lenihan	17	Lakeside Swim Team	2:16.68	2:14.72	739
r:+0.72 29.54	1:04.08 (34.54)	1:39.22 (35.14)	2:14.72 (35.50)		
13 Emma Barksdale	22	Gamecock Aquatics	2:16.89	2:15.50	726
r:+0.71 29.91	1:04.27 (34.36)	1:39.35 (35.08)	2:15.50 (36.15)		
<b>Finals</b>					
14 Scarlet Martin	15	Eastern Iowa Swim Federation	2:17.31	2:16.92	704
r:+0.69 29.55	1:03.81 (34.26)	1:39.91 (36.10)	2:16.92 (37.01)		
<b>B - Final</b>					
15 Jasmine Hellmer	20	Unattached Northwestern	2:16.84	2:17.05	702
r:+0.71 29.92	1:04.25 (34.33)	1:39.69 (35.44)	2:17.05 (37.36)		
<b>Finals</b>					
16 Danielle Nowaski	19	Unattached Northwestern	2:18.89	2:17.73	691
r:+0.74 30.68	1:05.56 (34.88)	1:41.33 (35.77)	2:17.73 (36.40)		
<b>C - Final</b>					
17 Asia Kozan	14	Brea Aquatics	2:22.99	2:19.13	671
29.65	1:04.57 (34.92)	1:41.61 (37.04)	2:19.13 (37.52)		
18 Mackenzie Lanning	15	Lakeside Swim Team	2:19.80	2:19.16	670
r:+0.74 30.14	1:04.39 (34.25)	1:40.74 (36.35)	2:19.16 (38.42)		
19 Emma Gleason	18	Unattached GSC	2:19.21	2:19.61	664
r:+0.73 31.11	1:06.42 (35.31)	1:42.73 (36.31)	2:19.61 (36.88)		
20 *Roza Erdemli	19	Unattached Northwestern	2:22.10	2:19.75	662
r:+0.75 31.04	1:06.37 (35.33)	1:42.50 (36.13)	2:19.75 (37.25)		
21 Berit Quass	17	Greater Des Moines YMCA	2:21.27	2:23.03	617
r:+0.77 30.69	1:06.03 (35.34)	1:42.69 (36.66)	2:23.03 (40.34)		

## Event 7 Women 200 LC Meter Butterfly

<b>World:</b>	<b>2:01.81</b>	<b>W</b>	<b>10/21/2009</b>	<b>Zige Liu</b>	<b>CHN</b>
<b>American:</b>	<b>2:04.14</b>	<b>A</b>	<b>7/30/2009</b>	<b>Mary Descenza</b>	<b>USA</b>
<b>U.S. Open:</b>	<b>2:05.87</b>	<b>O</b>	<b>7/25/2018</b>	<b>Hali Flickinger</b>	<b>Athens Bulldog-G</b>
<b>Jr World:</b>	<b>2:06.29</b>	<b>J</b>	<b>4/15/2017</b>	<b>Suzuka Hasegawa</b>	<b>JPN</b>
<b>Pro Swim:</b>	<b>2:06.11</b>	<b>P</b>	<b>3/5/2020</b>	<b>Hali Flickinger</b>	<b>Sun Devil Swimmi</b>
<b>Trial Cut:</b>	<b>2:14.59</b>	<b>T</b>			

Name	Age	Team	Seed Time	Prelim Time	FINA
<b>Preliminaries</b>					
1 Hali Flickinger	25	Sun Devil Swimming	2:05.87	2:06.78 T	q886
r:+0.72 29.06	1:01.31 (32.25)	1:33.93 (32.62)	2:06.78 (32.85)		
2 Regan Smith	18	Riptide	2:07.26	2:08.94 T	q843
r:+0.69 28.82	1:01.92 (33.10)	1:35.38 (33.46)	2:08.94 (33.56)		
3 Justina Kozan	16	Brea Aquatics	2:09.68	2:09.92 T	q824
r:+0.68 28.96	1:02.35 (33.39)	1:35.47 (33.12)	2:09.92 (34.45)		



## 2019-20 -TYR Pro Swim Series #3 Des Moines - 3/4/2020 to 3/7/2020

## Results

## Preliminaries ... (Event 7 Women 200 LC Meter Butterfly)

Name	Age	Team	Seed Time	Prelim Time	FINA
4 Megan Kingsley	23	Athens Bulldog Swim Club/Georgia	2:08.26	2:10.07 T	q821
r:+0.67 28.81	1:01.35 (32.54)	1:34.98 (33.63)	2:10.07 (35.09)		
5 *Remedy Rule	23	Longhorn Aquatics	2:11.02	2:11.76	q790
r:+0.68 29.07	1:02.59 (33.52)	1:36.66 (34.07)	2:11.76 (35.10)		
6 *Klaudia Nazieblo	26	Unattached PRVT	1:54.69 Y	2:12.02	q785
r:+0.74 29.33	1:03.55 (34.22)	1:36.45 (32.90)	2:12.02 (35.57)		
7 Leah Gingrich	30	Columbus Aquatic Club	2:09.84	2:13.44 T	q760
r:+0.74 29.40	1:03.44 (34.04)	1:37.13 (33.69)	2:13.44 (36.31)		
8 Katie McLaughlin	22	California Aquatics	2:09.52	2:13.81 T	q754
r:+0.76 29.33	1:03.36 (34.03)	1:37.23 (33.87)	2:13.81 (36.58)		
9 *Maria Jose Mata Cocco	25	Club Libanes	2:11.90	2:14.56	q741
30.24	1:04.30 (34.06)	1:38.87 (34.57)	2:14.56 (35.69)		
10 Ally McHugh	22	Wisconsin Aquatics	2:15.76	2:15.13	q732
r:+0.75 30.64	1:05.12 (34.48)	1:39.67 (34.55)	2:15.13 (35.46)		
11 Gabi Albiero	18	Cardinal Aquatics	2:14.61	2:16.13	q716
r:+0.69 29.51	1:04.51 (35.00)	1:39.22 (34.71)	2:16.13 (36.91)		
12 Emily Lenihan	17	Lakeside Swim Team	2:01.94 Y	2:16.68	q707
r:+0.72 30.09	1:05.08 (34.99)	1:40.32 (35.24)	2:16.68 (36.36)		
13 Jasmine Hellmer	20	Unattached Northwestern	2:16.06	2:16.84	q705
r:+0.68 30.22	1:04.47 (34.25)	1:40.21 (35.74)	2:16.84 (36.63)		
14 Emma Barksdale	22	Gamecock Aquatics	2:14.62	2:16.89	q704
r:+0.74 30.49	1:04.88 (34.39)	1:40.28 (35.40)	2:16.89 (36.61)		
15 Leah Smith	24	Tucson Ford Dealers Aquatics	2:10.92	2:16.92	q704
r:+0.72 29.94	1:05.37 (35.43)	1:39.72 (34.35)	2:16.92 (37.20)		
16 Scarlet Martin	15	Eastern Iowa Swim Federation	2:17.55	2:17.31	q698
r:+0.69 29.56	1:02.93 (33.37)	1:39.30 (36.37)	2:17.31 (38.01)		
17 Danielle Nowaski	19	Unattached Northwestern	2:16.25	2:18.89	q674
r:+0.74 31.10	1:06.42 (35.32)	1:42.61 (36.19)	2:18.89 (36.28)		
18 Emma Gleason	18	Unattached GSC	2:16.24	2:19.21	q669
r:+0.73 30.72	1:06.01 (35.29)	1:42.15 (36.14)	2:19.21 (37.06)		
19 Mackenzie Lanning	15	Lakeside Swim Team	2:18.58	2:19.80	q661
r:+0.78 30.78	1:05.86 (35.08)	1:41.71 (35.85)	2:19.80 (38.09)		
20 Berit Quass	17	Greater Des Moines YMCA	1:58.94 Y	2:21.27	q641
r:+0.75 30.82	1:05.58 (34.76)	1:42.16 (36.58)	2:21.27 (39.11)		
21 *Roza Erdemli	19	Unattached Northwestern	2:13.55	2:22.10	q629
r:+0.68 29.79	1:03.86 (34.07)	1:39.61 (35.75)	2:22.10 (42.49)		
22 Asia Kozan	14	Brea Aquatics	2:17.47	2:22.99	q618
r:+0.72 30.21	1:05.40 (35.19)	1:43.17 (37.77)	2:22.99 (39.82)		
--- Isabella Paoletti	17	Delaware Swim Team	2:18.64	NS	
--- Ella Eastin	22	Alto Swim Club	2:09.82	NS	



## 2019-20 -TYR Pro Swim Series #3 Des Moines - 3/4/2020 to 3/7/2020

## Results

## Event 8 Men 200 LC Meter Butterfly

<b>World:</b>	<b>1:50.73</b>	<b>W</b>	<b>7/24/2019</b>	<b>Kristof Milak</b>	<b>HUN</b>
<b>American:</b>	<b>1:51.51</b>	<b>A</b>	<b>7/29/2009</b>	<b>Michael Phelps</b>	<b>USA</b>
<b>U.S. Open:</b>	<b>1:52.20</b>	<b>O</b>	<b>7/2/2008</b>	<b>Michael Phelps</b>	<b>Club Wolverine</b>
<b>Jr World:</b>	<b>1:52.71</b>	<b>J</b>	<b>3/28/2018</b>	<b>Kristof Milak</b>	<b>HUN</b>
<b>Pro Swim:</b>	<b>1:53.84</b>	<b>P</b>	<b>6/14/2019</b>	<b>Gianluca Urlando</b>	<b>DART Swimming-SN</b>
<b>Trial Cut:</b>	<b>2:01.19</b>	<b>T</b>			

Name	Age	Team	Prelim Time	Finals Time	FINA
<b>A - Final</b>					
1 Gunnar Bentz	24	Dynamo Swim Club	1:58.53	1:56.20 T	865
r:+0.72 25.72	55.96 (30.24)	1:25.98 (30.02)	1:56.20 (30.22)		
2 Chase Kalisz	25	Athens Bulldog Swim Club/Georgia	1:57.64	1:57.82 T	830
r:+0.73 25.81	55.54 (29.73)	1:25.52 (29.98)	1:57.82 (32.30)		
3 Jay Litherland	24	Dynamo Swim Club	1:59.74	1:58.02 T	825
r:+0.73 26.57	56.86 (30.29)	1:26.66 (29.80)	1:58.02 (31.36)		
4 Zach Harting	22	Cardinal Aquatics/HSA/UofL	1:58.86	1:58.21 T	821
r:+0.63 26.72	56.79 (30.07)	1:27.17 (30.38)	1:58.21 (31.04)		
5 Jack Conger	25	Cavalier Aquatics	1:59.04	1:58.57 T	814
r:+0.66 25.60	55.55 (29.95)	1:26.08 (30.53)	1:58.57 (32.49)		
6 *Alex Kunert	24	Unattached QU	2:00.81	1:59.73	791
r:+0.63 26.27	56.67 (30.40)	1:28.00 (31.33)	1:59.73 (31.73)		
7 Jack Saunderson	22	Towson University Swimming	2:02.83	2:02.48	738
r:+0.59 26.83	57.43 (30.60)	1:29.02 (31.59)	2:02.48 (33.46)		
8 Giovanni Gutierrez	21	Unattached	2:04.20	2:03.93	713
r:+0.68 26.58	57.22 (30.64)	1:30.03 (32.81)	2:03.93 (33.90)		
<b>B - Final</b>					
9 Holden Smith	16	Race Pace Club - KY	2:07.82	2:04.57	702
r:+0.63 27.61	59.94 (32.33)	1:31.59 (31.65)	2:04.57 (32.98)		
10 Vincent Cheng	17	Brea Aquatics	2:07.12	2:04.81	698
r:+0.63 28.31	59.84 (31.53)	1:32.08 (32.24)	2:04.81 (32.73)		
11 *Keanan Dols	21	Gator Swim Club	2:08.10	2:08.69	637
r:+0.64 28.52	1:01.03 (32.51)	1:34.18 (33.15)	2:08.69 (34.51)		
12 Jared Graham	20	Penguin Aquatics	2:11.27	2:10.35	613
r:+0.76 28.82	1:01.47 (32.65)	1:35.73 (34.26)	2:10.35 (34.62)		

## Event 8 Men 200 LC Meter Butterfly

<b>World:</b>	<b>1:50.73</b>	<b>W</b>	<b>7/24/2019</b>	<b>Kristof Milak</b>	<b>HUN</b>
<b>American:</b>	<b>1:51.51</b>	<b>A</b>	<b>7/29/2009</b>	<b>Michael Phelps</b>	<b>USA</b>
<b>U.S. Open:</b>	<b>1:52.20</b>	<b>O</b>	<b>7/2/2008</b>	<b>Michael Phelps</b>	<b>Club Wolverine</b>
<b>Jr World:</b>	<b>1:52.71</b>	<b>J</b>	<b>3/28/2018</b>	<b>Kristof Milak</b>	<b>HUN</b>
<b>Pro Swim:</b>	<b>1:53.84</b>	<b>P</b>	<b>6/14/2019</b>	<b>Gianluca Urlando</b>	<b>DART Swimming-SN</b>
<b>Trial Cut:</b>	<b>2:01.19</b>	<b>T</b>			

Name	Age	Team	Seed Time	Prelim Time	FINA
<b>Preliminaries</b>					
1 Chase Kalisz	25	Athens Bulldog Swim Club/Georgia	1:55.42	1:57.64 T	q833
r:+0.73 25.98	55.93 (29.95)	1:26.33 (30.40)	1:57.64 (31.31)		
2 Gunnar Bentz	24	Dynamo Swim Club	1:56.59	1:58.53 T	q815
r:+0.68 26.54	56.98 (30.44)	1:27.61 (30.63)	1:58.53 (30.92)		



## 2019-20 -TYR Pro Swim Series #3 Des Moines - 3/4/2020 to 3/7/2020

## Results

## Preliminaries ... (Event 8 Men 200 LC Meter Butterfly)

Name	Age	Team	Seed Time	Prelim Time	FINA
3 Zach Harting	22	Cardinal Aquatics/HSA/UofL	1:55.05	1:58.86 T	q808
r:+0.66 26.98	57.55 (30.57)	1:27.90 (30.35)	1:58.86 (30.96)		
4 Jack Conger	25	Cavalier Aquatics	1:55.18	1:59.04 T	q804
r:+0.67 26.32	56.67 (30.35)	1:27.35 (30.68)	1:59.04 (31.69)		
5 Jay Litherland	24	Dynamo Swim Club	1:57.99	1:59.74 T	q790
r:+0.70 26.71	57.17 (30.46)	1:27.95 (30.78)	1:59.74 (31.79)		
6 *Alex Kunert	24	Unattached QU	1:57.36	2:00.81	q769
r:+0.65 26.64	57.58 (30.94)	1:28.87 (31.29)	2:00.81 (31.94)		
7 Jack Saunderson	22	Towson University Swimming	1:56.74	2:02.83	q732
r:+0.62 26.72	57.63 (30.91)	1:28.85 (31.22)	2:02.83 (33.98)		
8 *Akaram Mahmoud	23	Wolfpack Elite	2:04.43	2:03.38	q722
r:+0.70 27.77	59.00 (31.23)	1:30.84 (31.84)	2:03.38 (32.54)		
9 *Mokhtar Al-Yamani	22	Unattached CW	2:05.06	2:03.78	q715
r:+0.64 27.01	58.63 (31.62)	1:30.49 (31.86)	2:03.78 (33.29)		
10 Giovanni Gutierrez	21	Unattached	2:01.40	2:04.20	q708
r:+0.70 27.79	59.01 (31.22)	1:30.76 (31.75)	2:04.20 (33.44)		
11 Bryce Bohman	29	Pulling Water, LLC	2:03.92	2:04.55	q702
r:+0.67 26.77	57.43 (30.66)	1:29.67 (32.24)	2:04.55 (34.88)		
12 *Vini Lanza	22	Mission Viejo Nadadores	1:57.04	2:04.84	q697
r:+0.68 26.19	57.30 (31.11)	1:29.77 (32.47)	2:04.84 (35.07)		
13 Vincent Cheng	17	Brea Aquatics	2:02.88	2:07.12	q660
r:+0.61 27.67	59.17 (31.50)	1:32.38 (33.21)	2:07.12 (34.74)		
14 Holden Smith	16	Race Pace Club - KY	2:06.67	2:07.82	q650
r:+0.64 27.48	59.90 (32.42)	1:33.11 (33.21)	2:07.82 (34.71)		
15 *Keanan Dols	21	Gator Swim Club	2:01.32	2:08.10	q645
r:+0.63 28.35	1:00.58 (32.23)	1:33.92 (33.34)	2:08.10 (34.18)		
16 Alex Brehm	17	Lakeside Swim Team	2:04.60	2:09.66	q622
r:+0.67 28.60	1:01.23 (32.63)	1:35.15 (33.92)	2:09.66 (34.51)		
17 Jared Graham	20	Penguin Aquatics	2:02.96	2:11.27	q600
r:+0.75 29.08	1:01.45 (32.37)	1:35.91 (34.46)	2:11.27 (35.36)		
--- Andrew Seliskar	23	California Aquatics	1:56.73	DFS	
Declared false start					
--- *Brendan Vanherk	20	Regina Optimist Dolphins Swim	2:04.40	DFS	
Declared false start					
--- *Jarod Arroyo	19	Pitchfork Aquatics	2:00.11	DFS	
Declared false start					
--- Tavis Siebert	17	Pitchfork Aquatics	2:02.81	DFS	
Declared false start					
--- *Jose Martinez	22	Mexico	1:59.23	NS	
--- *Daniil Antipov	22	Grand Canyon Aquatics	2:04.95	NS	
--- *Yassin Tolba	17	Egypt	2:05.22	NS	



## 2019-20 -TYR Pro Swim Series #3 Des Moines - 3/4/2020 to 3/7/2020

## Results

## Event 9 Women 400 LC Meter Freestyle

<b>World:</b>	3:56.46	W	8/7/2016	Katie Ledecky	USA
<b>American:</b>	3:56.46	A	8/7/2016	Katie Ledecky	USA
<b>U.S. Open:</b>	3:57.94	O	5/17/2018	Katie Ledecky	Stanford
<b>Jr World:</b>	3:58.37	J	8/23/2014	Katie Ledecky	USA
<b>Pro Swim:</b>	3:57.94	P	5/17/2018	Katie Ledecky	Stanford Swimmin
<b>Trial Cut:</b>	4:16.89	T			

Name	Age	Team	Prelim Time	Finals Time	FINA
<b>A - Final</b>					
1 Katie Ledecky	22	Nation's Capital Swim Club	4:05.26	3:59.66 T	960
r:+0.67 27.97	57.88 (29.91)	1:27.73 (29.85)	1:58.51 (30.78)		
2:28.68 (30.17)	2:59.36 (30.68)	3:29.82 (30.46)	3:59.66 (29.84)		
2 Leah Smith	24	Tucson Ford Dealers Aquatics	4:12.88	4:06.81 T	879
r:+0.68 28.56	59.37 (30.81)	1:30.44 (31.07)	2:01.86 (31.42)		
2:33.35 (31.49)	3:05.00 (31.65)	3:36.07 (31.07)	4:06.81 (30.74)		
3 Melanie Margalis	28	Saint Petersburg Aquatics/Georgia	4:20.01	4:09.00 T	856
r:+0.71 29.19	1:00.61 (31.42)	1:32.41 (31.80)	2:04.54 (32.13)		
2:36.27 (31.73)	3:07.75 (31.48)	3:38.76 (31.01)	4:09.00 (30.24)		
4 Allison Schmitt	29	Sun Devil Swimming	4:11.68	4:09.40 T	852
r:+0.71 28.60	59.40 (30.80)	1:30.41 (31.01)	2:02.04 (31.63)		
2:33.55 (31.51)	3:05.77 (32.22)	3:37.84 (32.07)	4:09.40 (31.56)		
5 Kaersten Meitz	24	Boilermaker Aquatics	4:11.39	4:10.22 T	843
r:+0.79 29.24	1:01.11 (31.87)	1:32.68 (31.57)	2:04.59 (31.91)		
2:36.15 (31.56)	3:07.96 (31.81)	3:39.34 (31.38)	4:10.22 (30.88)		
6 Geena Freriks	23	Kentucky Aquatics	4:16.46	4:13.99 T	806
r:+0.69 29.35	1:00.62 (31.27)	1:32.30 (31.68)	2:04.50 (32.20)		
2:36.61 (32.11)	3:09.13 (32.52)	3:42.08 (32.95)	4:13.99 (31.91)		
*7 Ally McHugh	22	Wisconsin Aquatics	4:14.86	4:14.42 T	802
r:+0.81 30.08	1:01.82 (31.74)	1:33.90 (32.08)	2:06.02 (32.12)		
2:38.47 (32.45)	3:10.71 (32.24)	3:43.01 (32.30)	4:14.42 (31.41)		
*7 Mariah Denigan	16	Lakeside Swim Team	4:14.24	4:14.42 T	802
r:+0.61 29.56	1:01.55 (31.99)	1:33.57 (32.02)	2:05.61 (32.04)		
2:37.49 (31.88)	3:10.03 (32.54)	3:42.26 (32.23)	4:14.42 (32.16)		
<b>B - Final</b>					
9 Meaghan Raab	23	Nashville Aquatic Club/Georgia	4:23.72	4:16.15 T	786
r:+0.73 29.18	1:00.66 (31.48)	1:32.81 (32.15)	2:05.18 (32.37)		
2:37.62 (32.44)	3:10.51 (32.89)	3:43.29 (32.78)	4:16.15 (32.86)		
10 Elise Bauer	17	Central Florida Marlins	4:20.95	4:19.62	755
r:+0.63 29.75	1:02.34 (32.59)	1:35.17 (32.83)	2:08.33 (33.16)		
2:41.51 (33.18)	3:14.82 (33.31)	3:47.83 (33.01)	4:19.62 (31.79)		
11 Aurora Roghair	16	Iowa Flyers Swim Club	4:23.40	4:19.97	752
r:+0.81 29.63	1:02.01 (32.38)	1:34.79 (32.78)	2:07.62 (32.83)		
2:40.56 (32.94)	3:13.90 (33.34)	3:47.03 (33.13)	4:19.97 (32.94)		
12 *Ilektra Lebl	21	Unattached Northwestern	4:20.93	4:24.20	716
r:+0.72 29.80	1:02.96 (33.16)	1:36.28 (33.32)	2:09.93 (33.65)		
2:43.17 (33.24)	3:16.80 (33.63)	3:50.46 (33.66)	4:24.20 (33.74)		
13 Katia Soudakova	17	Riptide	4:32.04	4:31.46	660
r:+0.62 30.44	1:03.32 (32.88)	1:37.15 (33.83)	2:11.19 (34.04)		
2:45.77 (34.58)	3:20.70 (34.93)	3:56.64 (35.94)	4:31.46 (34.82)		



## 2019-20 -TYR Pro Swim Series #3 Des Moines - 3/4/2020 to 3/7/2020

## Results

## Event 9 Women 400 LC Meter Freestyle

<b>World:</b>	3:56.46	W	8/7/2016	Katie Ledecky	USA
<b>American:</b>	3:56.46	A	8/7/2016	Katie Ledecky	USA
<b>U.S. Open:</b>	3:57.94	O	5/17/2018	Katie Ledecky	Stanford
<b>Jr World:</b>	3:58.37	J	8/23/2014	Katie Ledecky	USA
<b>Pro Swim:</b>	3:57.94	P	5/17/2018	Katie Ledecky	Stanford Swimmin
<b>Trial Cut:</b>	4:16.89	T			

Name	Age	Team	Seed Time	Prelim Time	FINA
<b>Preliminaries</b>					
1 Katie Ledecky	22	Nation's Capital Swim Club	3:57.94	4:05.26 T	q896
r:+0.69 28.41	58.71 (30.30)	1:29.15 (30.44)	2:00.36 (31.21)		
2:31.39 (31.03)	3:03.15 (31.76)	3:34.25 (31.10)	4:05.26 (31.01)		
2 Kaersten Meitz	24	Boilermaker Aquatics	4:05.80	4:11.39 T	q832
r:+0.80 29.44	1:01.43 (31.99)	1:32.94 (31.51)	2:05.10 (32.16)		
2:36.63 (31.53)	3:08.59 (31.96)	3:40.10 (31.51)	4:11.39 (31.29)		
3 Allison Schmitt	29	Sun Devil Swimming	4:08.46	4:11.68 T	q829
r:+0.73 29.02	1:00.21 (31.19)	1:31.75 (31.54)	2:03.83 (32.08)		
2:35.88 (32.05)	3:08.65 (32.77)	3:40.97 (32.32)	4:11.68 (30.71)		
4 *Siobhan Haughey	22	Club Wolverine/HK	4:15.57	4:12.19	q824
r:+0.76 28.89	1:00.90 (32.01)	1:32.49 (31.59)	2:04.47 (31.98)		
2:36.46 (31.99)	3:08.28 (31.82)	3:40.63 (32.35)	4:12.19 (31.56)		
5 Leah Smith	24	Tucson Ford Dealers Aquatics	4:01.29	4:12.88 T	q817
r:+0.73 29.38	1:01.07 (31.69)	1:32.96 (31.89)	2:05.24 (32.28)		
2:37.26 (32.02)	3:09.63 (32.37)	3:41.30 (31.67)	4:12.88 (31.58)		
6 Mariah Denigan	16	Lakeside Swim Team	4:12.23	4:14.24 T	q804
r:+0.73 29.21	1:01.15 (31.94)	1:33.20 (32.05)	2:05.29 (32.09)		
2:37.26 (31.97)	3:09.52 (32.26)	3:42.02 (32.50)	4:14.24 (32.22)		
7 Ally McHugh	22	Wisconsin Aquatics	4:07.08	4:14.86 T	q798
r:+0.82 30.30	1:02.55 (32.25)	1:34.71 (32.16)	2:07.22 (32.51)		
2:39.43 (32.21)	3:11.91 (32.48)	3:43.63 (31.72)	4:14.86 (31.23)		
8 Geena Freriks	23	Kentucky Aquatics	4:08.91	4:16.46 T	q783
r:+0.58 29.87	1:02.00 (32.13)	1:34.46 (32.46)	2:06.81 (32.35)		
2:39.20 (32.39)	3:11.94 (32.74)	3:44.75 (32.81)	4:16.46 (31.71)		
9 Melanie Margalis	28	Saint Petersburg Aquatics/Georgia	4:06.35	4:20.01	q752
r:+0.65 29.67	1:02.39 (32.72)	1:35.12 (32.73)	2:08.69 (33.57)		
2:41.50 (32.81)	3:14.58 (33.08)	3:47.35 (32.77)	4:20.01 (32.66)		
10 *Ilektra Lebl	21	Unattached Northwestern	4:17.51	4:20.93	q744
r:+0.75 29.82	1:02.24 (32.42)	1:35.36 (33.12)	2:08.78 (33.42)		
2:41.83 (33.05)	3:15.28 (33.45)	3:48.61 (33.33)	4:20.93 (32.32)		
11 Elise Bauer	17	Central Florida Marlins	4:20.37	4:20.95	q744
r:+0.65 29.81	1:02.24 (32.43)	1:35.11 (32.87)	2:08.45 (33.34)		
2:41.55 (33.10)	3:14.99 (33.44)	3:48.25 (33.26)	4:20.95 (32.70)		
12 Gabby DeLoof	23	Team Elite/NYAC	4:14.52	4:21.02	q743
r:+0.76 29.79	1:02.21 (32.42)	1:34.81 (32.60)	2:07.98 (33.17)		
2:41.47 (33.49)	3:15.19 (33.72)	3:48.60 (33.41)	4:21.02 (32.42)		
13 Aurora Roghair	16	Iowa Flyers Swim Club	4:20.46	4:23.40	q723
r:+0.79 30.38	1:03.72 (33.34)	1:36.83 (33.11)	2:10.37 (33.54)		
2:43.67 (33.30)	3:17.38 (33.71)	3:50.58 (33.20)	4:23.40 (32.82)		





## 2019-20 -TYR Pro Swim Series #3 Des Moines - 3/4/2020 to 3/7/2020

## Results

## Preliminaries ... (Event 9 Women 400 LC Meter Freestyle)

Name	Age	Team	Seed Time	Prelim Time	FINA
14 Meaghan Raab	23	Nashville Aquatic Club/Georgia	4:14.28	4:23.72	q720
r:+0.75 30.71	1:03.25 (32.54)	1:36.46 (33.21)	2:10.19 (33.73)		
2:43.74 (33.55)	3:17.44 (33.70)	3:50.77 (33.33)	4:23.72 (32.95)		
15 Katia Soudakova	17	Riptide	4:19.64	4:32.04	q656
r:+0.59 30.57	1:04.14 (33.57)	1:37.95 (33.81)	2:12.33 (34.38)		
2:46.62 (34.29)	3:21.48 (34.86)	3:56.41 (34.93)	4:32.04 (35.63)		
--- Hali Flickinger	25	Sun Devil Swimming	4:06.72	DFS	
Declared false start					
--- Berit Quass	17	Greater Des Moines YMCA	4:48.88Y	DFS	
Declared false start					
--- Madisyn Cox	24	Longhorn Aquatics	4:10.21	DFS	
Declared false start					
--- *Maria Alvarez	30	Tennessee Aquatics	4:18.48	NS	
--- *Joanna Evans	22	Longhorn Aquatics	4:08.82	NS	
--- Ella Eastin	22	Alto Swim Club	4:13.57	NS	

## Event 10 Men 400 LC Meter Freestyle

<b>World:</b>	<b>3:40.07</b>	<b>W</b>	<b>7/26/2009</b>	<b>Paul Biederman</b>	<b>GER</b>
<b>American:</b>	<b>3:42.78</b>	<b>A</b>	<b>8/10/2008</b>	<b>Larsen Jensen</b>	<b>USA</b>
<b>U.S. Open:</b>	<b>3:43.53</b>	<b>O</b>	<b>6/29/2008</b>	<b>Larsen Jensen</b>	<b>Trojan</b>
<b>Jr World:</b>	<b>3:44.60</b>	<b>J</b>	<b>4/1/2014</b>	<b>Mack Horton</b>	<b>AUS</b>
<b>Pro Swim:</b>	<b>3:43.55</b>	<b>P</b>	<b>2016</b>	<b>Sun Yang</b>	
<b>Trial Cut:</b>	<b>3:57.29</b>	<b>T</b>			

Name	Age	Team	Prelim Time	Finals Time	FINA
<b>A - Final</b>					
1 *Marwan El Kamash	26	Indiana Swim Club	3:53.48	3:48.62	891
r:+0.72 26.13	54.62 (28.49)	1:23.30 (28.68)	1:52.19 (28.89)		
2:21.05 (28.86)	2:50.33 (29.28)	3:19.57 (29.24)	3:48.62 (29.05)		
2 Zane Grothe	27	Boulder City Henderson Swim Te	3:53.52	3:50.89T	865
r:+0.72 26.45	55.23 (28.78)	1:24.09 (28.86)	1:53.92 (29.83)		
2:23.05 (29.13)	2:52.85 (29.80)	3:22.12 (29.27)	3:50.89 (28.77)		
3 Nick Norman	22	California Aquatics	3:54.20	3:52.80T	844
r:+0.71 27.32	56.46 (29.14)	1:25.79 (29.33)	1:55.32 (29.53)		
2:24.86 (29.54)	2:54.50 (29.64)	3:23.86 (29.36)	3:52.80 (28.94)		
4 Arik Katz	18	Sarasota Tsunami Swim Team	3:53.76	3:53.36T	838
r:+0.73 27.09	56.68 (29.59)	1:26.22 (29.54)	1:56.19 (29.97)		
2:25.83 (29.64)	2:55.47 (29.64)	3:24.94 (29.47)	3:53.36 (28.42)		
5 Mitch D'Arrigo	24	Gator Swim Club	3:55.13	3:53.68T	835
r:+0.70 26.91	56.10 (29.19)	1:25.78 (29.68)	1:55.39 (29.61)		
2:25.43 (30.04)	2:55.38 (29.95)	3:25.16 (29.78)	3:53.68 (28.52)		
6 True Sweetser	22	Gator Swim Club	3:55.33	3:54.00T	831
r:+0.72 27.93	57.57 (29.64)	1:27.22 (29.65)	1:57.08 (29.86)		
2:26.54 (29.46)	2:56.02 (29.48)	3:25.23 (29.21)	3:54.00 (28.77)		
7 Clark Smith	24	Longhorn Aquatics	3:56.29	3:55.07T	820
r:+0.68 25.90	54.37 (28.47)	1:23.92 (29.55)	1:54.23 (30.31)		
2:25.02 (30.79)	2:55.71 (30.69)	3:26.38 (30.67)	3:55.07 (28.69)		



## 2019-20 -TYR Pro Swim Series #3 Des Moines - 3/4/2020 to 3/7/2020

## Results

## A - Final ... (Event 10 Men 400 LC Meter Freestyle)

Name	Age	Team	Prelim Time	Finals Time	FINA
8 *Hsing-Hao Wang	20	Team Elite	3:56.87	3:56.73	803
r:+0.64 27.68	58.01 (30.33)	1:28.25 (30.24)	1:58.94 (30.69)		
2:28.36 (29.42)	2:57.89 (29.53)	3:27.72 (29.83)	3:56.73 (29.01)		

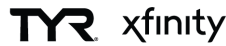
## B - Final

9 Andrew Seliskar	23	California Aquatics	3:57.90	3:53.61 T	836
r:+0.67 27.44	57.74 (30.30)	1:27.58 (29.84)	1:58.04 (30.46)		
2:27.38 (29.34)	2:56.71 (29.33)	3:25.12 (28.41)	3:53.61 (28.49)		
10 *Marcelo Acosta	23	Cardinal Aquatics/Azura/UofL	3:58.09	3:54.29	828
r:+0.70 27.29	56.62 (29.33)	1:26.24 (29.62)	1:56.35 (30.11)		
2:26.45 (30.10)	2:56.45 (30.00)	3:25.59 (29.14)	3:54.29 (28.70)		
11 Kevin Jackson	25	King Aquatic Club	3:57.77	3:56.06 T	810
r:+0.66 26.89	56.47 (29.58)	1:26.14 (29.67)	1:56.57 (30.43)		
2:26.46 (29.89)	2:57.02 (30.56)	3:26.53 (29.51)	3:56.06 (29.53)		
12 Trent Frandson	17	Central Iowa Aquatics	4:00.15	3:57.58	794
r:+0.73 27.00	56.77 (29.77)	1:26.82 (30.05)	1:57.24 (30.42)		
2:27.51 (30.27)	2:57.74 (30.23)	3:28.34 (30.60)	3:57.58 (29.24)		
13 Chris Wieser	24	DART Swimming	3:57.41	3:58.25	788
r:+0.63 27.15	56.30 (29.15)	1:26.28 (29.98)	1:56.67 (30.39)		
2:26.52 (29.85)	2:57.59 (31.07)	3:28.14 (30.55)	3:58.25 (30.11)		
14 Gordon Mason	20	Team Santa Monica	4:02.01	3:58.58	784
r:+0.71 29.08	58.79 (29.71)	1:28.89 (30.10)	1:58.72 (29.83)		
2:28.92 (30.20)	2:58.80 (29.88)	3:29.18 (30.38)	3:58.58 (29.40)		
15 Sam Rice	23	Tennessee Aquatics	4:02.70	4:02.23	749
r:+0.68 27.79	58.00 (30.21)	1:28.63 (30.63)	1:59.21 (30.58)		
2:29.85 (30.64)	3:00.56 (30.71)	3:31.76 (31.20)	4:02.23 (30.47)		
16 Dylan Moffatt	17	Linn-Mar Swim Team	4:04.37	4:08.94	690
r:+0.74 27.51	57.10 (29.59)	1:27.79 (30.69)	1:59.45 (31.66)		
2:31.71 (32.26)	3:03.87 (32.16)	3:36.61 (32.74)	4:08.94 (32.33)		

## Event 10 Men 400 LC Meter Freestyle

World:	3:40.07	W	7/26/2009	Paul Biederman	GER
American:	3:42.78	A	8/10/2008	Larsen Jensen	USA
U.S. Open:	3:43.53	O	6/29/2008	Larsen Jensen	Trojan
Jr World:	3:44.60	J	4/1/2014	Mack Horton	AUS
Pro Swim:	3:43.55	P	2016	Sun Yang	
Trial Cut:	3:57.29	T			

Name	Age	Team	Seed Time	Prelim Time	FINA
<b>Preliminaries</b>					
1 *Marwan El Kamash	26	Indiana Swim Club	3:47.51	3:53.48	q837
r:+0.72 26.17	54.77 (28.60)	1:24.06 (29.29)	1:53.99 (29.93)		
2:23.87 (29.88)	2:54.00 (30.13)	3:24.01 (30.01)	3:53.48 (29.47)		
2 Zane Grothe	27	Boulder City Henderson Swim Te	3:45.32	3:53.52 T	q836
r:+0.70 26.78	56.11 (29.33)	1:25.74 (29.63)	1:56.12 (30.38)		
2:25.62 (29.50)	2:55.33 (29.71)	3:24.76 (29.43)	3:53.52 (28.76)		
3 Arik Katz	18	Sarasota Tsunami Swim Team	3:53.78	3:53.76 T	q834
r:+0.75 27.15	56.44 (29.29)	1:26.18 (29.74)	1:56.11 (29.93)		
2:25.80 (29.69)	2:55.70 (29.90)	3:25.20 (29.50)	3:53.76 (28.56)		

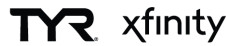


## 2019-20 -TYR Pro Swim Series #3 Des Moines - 3/4/2020 to 3/7/2020

## Results

## Preliminaries ... (Event 10 Men 400 LC Meter Freestyle)

Name	Age	Team	Seed Time	Prelim Time	FINA
4 Nick Norman	22	California Aquatics	3:52.16	3:54.20 T	q829
r:+0.73 27.66	57.25 (29.59)	1:26.52 (29.27)	1:56.24 (29.72)		
2:25.62 (29.38)	2:55.48 (29.86)	3:24.85 (29.37)	3:54.20 (29.35)		
5 Mitch D'Arrigo	24	Gator Swim Club	3:48.39	3:55.13 T	q819
r:+0.71 27.65	57.25 (29.60)	1:26.68 (29.43)	1:56.68 (30.00)		
2:26.19 (29.51)	2:56.39 (30.20)	3:25.72 (29.33)	3:55.13 (29.41)		
6 True Sweetser	22	Gator Swim Club	3:50.08	3:55.33 T	q817
r:+0.72 27.57	57.26 (29.69)	1:26.89 (29.63)	1:56.99 (30.10)		
2:26.69 (29.70)	2:56.52 (29.83)	3:26.24 (29.72)	3:55.33 (29.09)		
7 Clark Smith	24	Longhorn Aquatics	3:53.03	3:56.29 T	q807
r:+0.68 26.31	55.14 (28.83)	1:24.50 (29.36)	1:54.64 (30.14)		
2:25.08 (30.44)	2:55.83 (30.75)	3:26.82 (30.99)	3:56.29 (29.47)		
8 *Hsing-Hao Wang	20	Team Elite	3:51.57	3:56.87	q801
r:+0.65 26.75	56.17 (29.42)	1:25.94 (29.77)	1:56.42 (30.48)		
2:26.89 (30.47)	2:57.76 (30.87)	3:28.26 (30.50)	3:56.87 (28.61)		
9 Chris Wieser	24	DART Swimming	3:48.69	3:57.41	q796
r:+0.63 27.16	56.56 (29.40)	1:26.16 (29.60)	1:56.60 (30.44)		
2:26.60 (30.00)	2:57.32 (30.72)	3:27.45 (30.13)	3:57.41 (29.96)		
10 Ryan Lochte	35	Gator Swim Club	3:59.21	3:57.75	q793
r:+0.65 27.32	57.92 (30.60)	1:28.57 (30.65)	1:59.35 (30.78)		
2:29.43 (30.08)	2:59.15 (29.72)	3:28.51 (29.36)	3:57.75 (29.24)		
11 Kevin Jackson	25	King Aquatic Club	3:57.64	3:57.77	q792
r:+0.69 27.60	58.15 (30.55)	1:28.20 (30.05)	1:58.77 (30.57)		
2:28.54 (29.77)	2:59.30 (30.76)	3:28.77 (29.47)	3:57.77 (29.00)		
12 Jordan Wilimovsky	25	Team Santa Monica	3:50.63	3:57.81	q792
r:+0.66 28.13	58.32 (30.19)	1:28.25 (29.93)	1:58.90 (30.65)		
2:28.54 (29.64)	2:58.38 (29.84)	3:28.21 (29.83)	3:57.81 (29.60)		
13 Andrew Seliskar	23	California Aquatics	4:13.02 Y	3:57.90	q791
r:+0.67 26.11	56.39 (30.28)	1:26.97 (30.58)	1:58.20 (31.23)		
2:28.85 (30.65)	2:59.88 (31.03)	3:29.19 (29.31)	3:57.90 (28.71)		
14 *Marcelo Acosta	23	Cardinal Aquatics/Azura/UofL	3:50.61	3:58.09	q789
r:+0.71 27.41	57.23 (29.82)	1:27.51 (30.28)	1:58.12 (30.61)		
2:28.34 (30.22)	2:58.72 (30.38)	3:28.48 (29.76)	3:58.09 (29.61)		
15 Trent Frandson	17	Central Iowa Aquatics	3:58.41	4:00.15	q769
r:+0.73 27.47	58.18 (30.71)	1:28.69 (30.51)	1:59.56 (30.87)		
2:29.62 (30.06)	3:00.20 (30.58)	3:30.58 (30.38)	4:00.15 (29.57)		
16 Gordon Mason	20	Team Santa Monica	3:54.78	4:02.01	q751
r:+0.72 28.37	58.18 (29.81)	1:28.59 (30.41)	1:58.88 (30.29)		
2:29.35 (30.47)	3:00.14 (30.79)	3:31.57 (31.43)	4:02.01 (30.44)		
17 Sam Rice	23	Tennessee Aquatics	4:00.78	4:02.70	q745
r:+0.69 27.92	58.06 (30.14)	1:28.71 (30.65)	1:59.25 (30.54)		
2:30.27 (31.02)	3:01.10 (30.83)	3:32.29 (31.19)	4:02.70 (30.41)		
18 Dylan Moffatt	17	Linn-Mar Swim Team	3:58.09	4:04.37	q730
r:+0.68 27.75	58.33 (30.58)	1:29.02 (30.69)	1:59.97 (30.95)		
2:30.64 (30.67)	3:01.96 (31.32)	3:33.39 (31.43)	4:04.37 (30.98)		



## 2019-20 -TYR Pro Swim Series #3 Des Moines - 3/4/2020 to 3/7/2020

## Results

## Preliminaries ... (Event 10 Men 400 LC Meter Freestyle)

Name	Age	Team	Seed Time	Prelim Time	FINA
19 John Hayes	16	Cardinal Aquatics	4:02.54	4:06.25	q713
r:+0.65 27.21	57.60 (30.39)	1:28.44 (30.84)	2:00.25 (31.81)		
2:32.23 (31.98)	3:04.09 (31.86)	3:35.84 (31.75)	4:06.25 (30.41)		
20 *Jonathan Rutter	23	Unattached PRVT	4:04.09	4:06.87	q708
r:+0.66 28.15	59.31 (31.16)	1:30.91 (31.60)	2:02.78 (31.87)		
2:34.83 (32.05)	3:06.59 (31.76)	3:37.41 (30.82)	4:06.87 (29.46)		
21 *Michal McGillivray	17	Regina Optimist Dolphins Swim	3:57.44	4:08.20	q697
r:+0.65 28.11	59.14 (31.03)	1:30.63 (31.49)	2:02.40 (31.77)		
2:33.50 (31.10)	3:05.29 (31.79)	3:37.25 (31.96)	4:08.20 (30.95)		
22 *Matias Koski	25	Athens Bulldog Swim Club/Georgia	3:55.98	4:16.12	q634
r:+0.75 28.85	59.88 (31.03)	1:32.08 (32.20)	2:04.82 (32.74)		
2:37.93 (33.11)	3:10.86 (32.93)	3:43.93 (33.07)	4:16.12 (32.19)		
23 Jared Graham	20	Penguin Aquatics	4:01.88	4:19.70	q608
r:+0.72 29.14	1:00.29 (31.15)	1:33.16 (32.87)	2:06.18 (33.02)		
2:39.66 (33.48)	3:12.95 (33.29)	3:47.08 (34.13)	4:19.70 (32.62)		
24 Grant House	21	Sun Devil Swimming	3:54.87	4:34.08	q517
r:+0.64 22.86	1:04.37 (41.51)	1:39.69 (35.32)	2:15.07 (35.38)		
2:50.09 (35.02)	3:25.27 (35.18)	4:00.21 (34.94)	4:34.08 (33.87)		
--- Giovanni Gutierrez	21	Unattached	4:28.53 Y	DFS	
Declared false start					
--- *Akaram Mahmoud	23	Wolfpack Elite	3:53.94	DFS	
Declared false start					
--- *Jarod Arroyo	19	Pitchfork Aquatics	3:58.83	DFS	
Declared false start					
--- Townley Haas	23	NOVA of Virginia Aquatics, Inc	3:53.36	DFS	
Declared false start					

## Event 11 Women 200 LC Meter Freestyle

<b>World:</b>	<b>1:52.98</b>	<b>W</b>	<b>7/29/2009</b>	<b>Federica Pellegrini</b>	<b>ITA</b>
<b>American:</b>	<b>1:53.61</b>	<b>A</b>	<b>7/31/2012</b>	<b>Allison Schmitt</b>	<b>USA Olympic Team</b>
<b>U.S. Open:</b>	<b>1:54.40</b>	<b>O</b>	<b>6/25/2012</b>	<b>Allison Schmitt</b>	<b>North Baltimore</b>
<b>Jr World:</b>	<b>1:54.81</b>	<b>J</b>	<b>4/5/2018</b>	<b>Taylor Ruck</b>	<b>CAN</b>
<b>Pro Swim:</b>	<b>1:54.43</b>	<b>P</b>	<b>2016</b>	<b>Katie Ledecky</b>	
<b>Trial Cut:</b>	<b>2:01.69</b>	<b>T</b>			

Name	Age	Team	Prelim Time	Finals Time	FINA
A - Final					
1 Katie Ledecky	22	Nation's Capital Swim Club	1:56.19	1:54.59 J	958
r:+0.65 27.37	56.49 (29.12)	1:25.34 (28.85)	1:54.59 (29.25)		
2 *Siobhan Haughey	22	Club Wolverine/HK	1:59.18	1:56.48	912
r:+0.70 27.00	56.60 (29.60)	1:26.35 (29.75)	1:56.48 (30.13)		
3 Simone Manuel	23	Alto Swim Club	1:59.27	1:56.92 T	902
r:+0.69 27.37	56.95 (29.58)	1:26.65 (29.70)	1:56.92 (30.27)		
4 Allison Schmitt	29	Sun Devil Swimming	1:59.21	1:57.72 T	884
r:+0.70 27.83	56.59 (28.76)	1:26.62 (30.03)	1:57.72 (31.10)		
5 Leah Smith	24	Tucson Ford Dealers Aquatics	1:59.44	1:58.21 T	873
r:+0.68 27.98	57.88 (29.90)	1:28.23 (30.35)	1:58.21 (29.98)		



## 2019-20 -TYR Pro Swim Series #3 Des Moines - 3/4/2020 to 3/7/2020

## Results

## A - Final ... (Event 11 Women 200 LC Meter Freestyle)

Name	Age	Team	Prelim Time	Finals Time	FINA
6 Mallory Comerford r:+0.65 27.91	22	Cardinal Aquatics/Univ Louisville	1:59.75 1:58.36 (30.00)	1:58.36 T	869
7 Hali Flickinger r:+0.70 27.90	25	Sun Devil Swimming	1:59.16 1:58.40 (30.50)	1:58.40 T	868
8 Olivia Smoliga r:+0.70 27.59	25	Athens Bulldog Swim Club/Georgia	2:00.21 1:59.61 (30.33)	1:59.61 T	842

## B - Final

9 Katie McLaughlin r:+0.73 28.39	22	California Aquatics	2:00.46 1:59.51 (30.19)	1:59.51 T	844
10 *Andi Murez r:+0.78 28.35	28	Team Elite	2:00.55 1:59.76 (30.24)	1:59.76	839
11 Kaersten Meitz r:+0.74 28.72	24	Boilermaker Aquatics	2:00.92 2:00.08 (30.08)	2:00.08 T	832
12 *Remedy Rule r:+0.66 28.29	23	Longhorn Aquatics	2:01.21 2:00.35 (30.52)	2:00.35	827
13 Justina Kozan r:+0.53 28.21	16	Brea Aquatics	2:02.46 2:00.96 (30.80)	2:00.96 T	814
14 Geena Freriks r:+0.66 28.79	23	Kentucky Aquatics	2:02.96 2:01.33 (30.64)	2:01.33 T	807
15 Natalie Hinds r:+0.66 27.93	26	Athens Bulldog Swim Club	2:01.30 2:01.77 (31.49)	2:01.77	798
16 Meaghan Raab r:+0.69 28.62	23	Nashville Aquatic Club/Georgia	2:02.51 2:04.20 (32.80)	2:04.20	752

## C - Final

17 Annabel Crush r:+0.74 28.61	17	Lakeside Swim Team	2:03.39 2:03.58 (31.48)	2:03.58	764
18 Aurora Roghair r:+0.84 28.58	16	Iowa Flyers Swim Club	2:04.81 2:03.94 (32.05)	2:03.94	757
19 Emma Barksdale r:+0.73 28.92	22	Gamecock Aquatics	2:03.79 2:04.23 (31.52)	2:04.23	752
20 Leah Gingrich r:+0.73 29.50	30	Columbus Aquatic Club	2:03.75 2:04.62 (31.54)	2:04.62	745
21 *Maria Jose Mata Cocco r:+0.69 29.17	25	Club Libanes	2:06.50 2:04.77 (31.69)	2:04.77	742
22 Mariah Denigan r:+0.60 29.80	16	Lakeside Swim Team	2:04.71 2:04.93 (31.39)	2:04.93	739
23 Madison Hall r:+0.66 29.94	17	Great Wolf Swim Team	2:05.84 2:05.92 (31.90)	2:05.92	722
24 Claire Donan r:+0.70 29.22	18	Lakeside Swim Team	2:06.80 2:05.97 (32.96)	2:05.97	721



## 2019-20 -TYR Pro Swim Series #3 Des Moines - 3/4/2020 to 3/7/2020

## Results

## Event 11 Women 200 LC Meter Freestyle

<b>World:</b>	<b>1:52.98</b>	<b>W</b>	<b>7/29/2009</b>	<b>Federica Pellegrini</b>	<b>ITA</b>
<b>American:</b>	<b>1:53.61</b>	<b>A</b>	<b>7/31/2012</b>	<b>Allison Schmitt</b>	<b>USA Olympic Team</b>
<b>U.S. Open:</b>	<b>1:54.40</b>	<b>O</b>	<b>6/25/2012</b>	<b>Allison Schmitt</b>	<b>North Baltimore</b>
<b>Jr World:</b>	<b>1:54.81</b>	<b>J</b>	<b>4/5/2018</b>	<b>Taylor Ruck</b>	<b>CAN</b>
<b>Pro Swim:</b>	<b>1:54.43</b>	<b>P</b>	<b>2016</b>	<b>Katie Ledecky</b>	
<b>Trial Cut:</b>	<b>2:01.69</b>	<b>T</b>			

Name	Age	Team	Seed Time	Prelim Time	FINA
<b>Preliminaries</b>					
1 Katie Ledecky	22	Nation's Capital Swim Club	1:54.56	1:56.19 T	q919
r:+0.67 27.83	57.36 (29.53)	1:26.71 (29.35)	1:56.19 (29.48)		
2 Hali Flickinger	25	Sun Devil Swimming	1:57.65	1:59.16 T	q852
r:+0.69 28.52	58.66 (30.14)	1:28.83 (30.17)	1:59.16 (30.33)		
3 *Siobhan Haughey	22	Club Wolverine/HK	1:54.98	1:59.18	q851
r:+0.72 27.46	57.78 (30.32)	1:28.39 (30.61)	1:59.18 (30.79)		
4 Allison Schmitt	29	Sun Devil Swimming	1:55.82	1:59.21 T	q851
r:+0.72 28.31	58.54 (30.23)	1:28.86 (30.32)	1:59.21 (30.35)		
5 Simone Manuel	23	Alto Swim Club	1:56.09	1:59.27 T	q849
r:+0.71 27.82	57.81 (29.99)	1:28.01 (30.20)	1:59.27 (31.26)		
6 Madisyn Cox	24	Longhorn Aquatics	1:58.52	1:59.43 T	q846
r:+0.67 28.02	58.29 (30.27)	1:28.91 (30.62)	1:59.43 (30.52)		
7 Leah Smith	24	Tucson Ford Dealers Aquatics	1:56.78	1:59.44 T	q846
r:+0.71 28.22	58.57 (30.35)	1:29.01 (30.44)	1:59.44 (30.43)		
8 Mallory Comerford	22	Cardinal Aquatics/Univ Louisville	1:57.48	1:59.75 T	q839
r:+0.65 28.12	58.85 (30.73)	1:29.47 (30.62)	1:59.75 (30.28)		
9 Olivia Smoliga	25	Athens Bulldog Swim Club/Georgia	1:59.02	2:00.21 T	q830
r:+0.66 27.74	58.58 (30.84)	1:29.42 (30.84)	2:00.21 (30.79)		
10 Katie McLaughlin	22	California Aquatics	1:56.48	2:00.46 T	q825
r:+0.72 28.52	58.99 (30.47)	1:29.70 (30.71)	2:00.46 (30.76)		
11 *Andi Murez	28	Team Elite	2:01.06	2:00.55	q823
r:+0.74 27.91	58.62 (30.71)	1:29.52 (30.90)	2:00.55 (31.03)		
12 Kaersten Meitz	24	Boilermaker Aquatics	1:58.23	2:00.92 T	q815
r:+0.74 28.99	59.88 (30.89)	1:30.66 (30.78)	2:00.92 (30.26)		
13 *Remedy Rule	23	Longhorn Aquatics	2:00.77	2:01.21	q809
r:+0.69 28.83	59.88 (31.05)	1:30.59 (30.71)	2:01.21 (30.62)		
14 Natalie Hinds	26	Athens Bulldog Swim Club	2:01.42	2:01.30 T	q808
r:+0.65 28.04	58.77 (30.73)	1:29.85 (31.08)	2:01.30 (31.45)		
15 Gabby DeLoof	23	Team Elite/NYAC	1:56.55	2:02.12	q791
r:+0.72 28.54	59.31 (30.77)	1:30.45 (31.14)	2:02.12 (31.67)		
16 Justina Kozan	16	Brea Aquatics	1:59.21	2:02.46	q785
r:+0.68 28.48	59.23 (30.75)	1:31.18 (31.95)	2:02.46 (31.28)		
17 Meaghan Raab	23	Nashville Aquatic Club/Georgia	1:58.42	2:02.51	q784
r:+0.71 28.59	59.30 (30.71)	1:30.54 (31.24)	2:02.51 (31.97)		
18 Ally McHugh	22	Wisconsin Aquatics	2:04.37	2:02.95	q775
r:+0.77 29.51	1:00.80 (31.29)	1:32.28 (31.48)	2:02.95 (30.67)		
19 Geena Freriks	23	Kentucky Aquatics	1:59.17	2:02.96	q775
r:+0.66 28.82	59.52 (30.70)	1:31.25 (31.73)	2:02.96 (31.71)		



## 2019-20 -TYR Pro Swim Series #3 Des Moines - 3/4/2020 to 3/7/2020

## Results

## Preliminaries ... (Event 11 Women 200 LC Meter Freestyle)

	Name	Age	Team	Seed Time	Prelim Time	FINA
20	Annabel Crush	17	Lakeside Swim Team	1:47.55 Y	2:03.39	q767
	r:+0.74 29.11	1:00.48 (31.37)	1:31.97 (31.49)	2:03.39 (31.42)		
21	Leah Gingrich	30	Columbus Aquatic Club	2:02.38	2:03.75	q760
	r:+0.70 29.26	1:00.80 (31.54)	1:32.29 (31.49)	2:03.75 (31.46)		
22	Emma Barksdale	22	Gamecock Aquatics	2:04.28	2:03.79	q760
	r:+0.68 28.96	1:00.62 (31.66)	1:32.48 (31.86)	2:03.79 (31.31)		
23	Mariah Denigan	16	Lakeside Swim Team	1:48.66 Y	2:04.71	q743
	r:+0.60 29.25	1:01.14 (31.89)	1:32.99 (31.85)	2:04.71 (31.72)		
24	Aurora Roghair	16	Iowa Flyers Swim Club	2:02.68	2:04.81	q741
	r:+0.80 28.45	1:00.06 (31.61)	1:32.39 (32.33)	2:04.81 (32.42)		
25	Katie Morris	16	NWDupage YMCA / B.R. Ryall S	2:02.18	2:05.65	q726
	r:+0.68 29.30	1:01.00 (31.70)	1:33.71 (32.71)	2:05.65 (31.94)		
26	Madison Hall	17	Great Wolf Swim Team	2:03.86	2:05.84	q723
	r:+0.63 30.01	1:01.96 (31.95)	1:34.20 (32.24)	2:05.84 (31.64)		
27	*Jamie Yeung	22	Club Wolverine/HK	2:04.46	2:06.38	q714
	r:+0.63 29.80	1:01.91 (32.11)	1:34.34 (32.43)	2:06.38 (32.04)		
28	*Maria Jose Mata Cocco	25	Club Libanes	2:02.85	2:06.50	q712
	29.32	1:01.25 (31.93)	1:33.99 (32.74)	2:06.50 (32.51)		
29	Claire Donan	18	Lakeside Swim Team	2:04.08	2:06.80	q707
	r:+0.70 30.02	1:02.01 (31.99)	1:34.06 (32.05)	2:06.80 (32.74)		
30	Marly Lough	16	Brea Aquatics	1:49.06 Y	2:08.58	q678
	r:+0.69 29.61	1:01.89 (32.28)	1:35.08 (33.19)	2:08.58 (33.50)		
31	Katia Soudakova	17	Riptide	2:03.94	2:10.36	q650
	r:+0.59 29.72	1:02.00 (32.28)	1:35.70 (33.70)	2:10.36 (34.66)		
---	Melanie Margalis	28	Saint Petersburg Aquatics/Georgia	1:56.84	DFS	
	Declared false start					
---	*Monika Gonzalez-Hermosillo	24	Aggie Swim Club	2:03.13	DFS	
	Declared false start					
---	*Camille Cheng	26	Pinnacle Racing/HK	2:00.20	DFS	
	Declared false start					
---	Margo Geer	27	Mission Viejo Nadadores	2:01.62	DFS	
	Declared false start					
---	*Maria Alvarez	30	Tennessee Aquatics	2:02.67	NS	
---	Ella Eastin	22	Alto Swim Club	2:01.74	NS	
---	*Joanna Evans	22	Longhorn Aquatics	1:58.03	NS	



MARRIOTT  
BONVOY



Neptune-Benson  
EVOQUA



TYR xfinity

## 2019-20 -TYR Pro Swim Series #3 Des Moines - 3/4/2020 to 3/7/2020

## Results

## Event 12 Men 200 LC Meter Freestyle

<b>World:</b>	<b>1:42.00</b>	<b>W</b>	<b>7/28/2009</b>	<b>Paul Biedermann</b>	<b>GER</b>
<b>American:</b>	<b>1:42.96</b>	<b>A</b>	<b>8/12/2008</b>	<b>Michael Phelps</b>	<b>USA</b>
<b>U.S. Open:</b>	<b>1:44.10</b>	<b>O</b>	<b>7/1/2008</b>	<b>Michael Phelps</b>	<b>Club Wolverine</b>
<b>Jr World:</b>	<b>1:46.13</b>	<b>J</b>	<b>12/18/2018</b>	<b>Elijah Winnington</b>	<b>AUS</b>
<b>Pro Swim:</b>	<b>1:44.82</b>	<b>P</b>	<b>2016</b>	<b>Sun Yang</b>	
<b>Trial Cut:</b>	<b>1:50.79</b>	<b>T</b>			

	Name	Age	Team	Prelim Time	Finals Time	FINA
<b>A - Final</b>						
1	Andrew Seliskar	23	California Aquatics	1:49.88	1:46.91 T	868
	r:+0.63 25.41	52.44 (27.03)	1:19.72 (27.28)	1:46.91 (27.19)		
2	Townley Haas	23	NOVA of Virginia Aquatics, Inc	1:48.71	1:47.48 T	854
	r:+0.74 24.98	52.17 (27.19)	1:19.76 (27.59)	1:47.48 (27.72)		
3	Caeleb Dressel	23	Gator Swim Club	1:48.83	1:47.55 T	853
	r:+0.62 24.82	52.52 (27.70)	1:20.25 (27.73)	1:47.55 (27.30)		
4	Blake Pieroni	24	Sandpipers Of Nevada	1:49.61	1:48.12 T	839
	r:+0.66 24.92	52.60 (27.68)	1:20.50 (27.90)	1:48.12 (27.62)		
5	Grant House	21	Sun Devil Swimming	1:49.89	1:49.04 T	818
	r:+0.66 25.15	52.88 (27.73)	1:21.30 (28.42)	1:49.04 (27.74)		
6	Jeff Newkirk	23	Longhorn Aquatics	1:49.29	1:49.25 T	813
	r:+0.69 25.06	52.76 (27.70)	1:20.98 (28.22)	1:49.25 (28.27)		
7	*Alex Kunert	24	Unattached QU	1:49.25	1:50.33	790
	r:+0.68 25.54	52.94 (27.40)	1:21.29 (28.35)	1:50.33 (29.04)		
8	*Marwan El Kamash	26	Indiana Swim Club	1:49.48	1:51.14	773
	r:+0.71 25.48	53.01 (27.53)	1:21.33 (28.32)	1:51.14 (29.81)		
<b>B - Final</b>						
9	Mikel Schreuders	21	Unattached	1:50.24	1:49.84 T	800
	r:+0.64 25.67	53.48 (27.81)	1:21.62 (28.14)	1:49.84 (28.22)		
10	Zane Grothe	27	Boulder City Henderson Swim Te	1:50.19	1:49.94 T	798
	r:+0.68 26.44	55.76 (29.32)	1:23.12 (27.36)	1:49.94 (26.82)		
11	Mitch D'Arrigo	24	Gator Swim Club	1:50.95	1:50.32 T	790
	r:+0.69 25.71	53.55 (27.84)	1:21.82 (28.27)	1:50.32 (28.50)		
12	Dean Farris	22	Harvard Swimming/TXLA	1:51.14	1:50.37 T	789
	r:+0.66 25.23	53.15 (27.92)	1:22.11 (28.96)	1:50.37 (28.26)		
13	Jay Litherland	24	Dynamo Swim Club	1:50.22	1:50.52 T	786
	r:+0.69 26.05	54.37 (28.32)	1:22.21 (27.84)	1:50.52 (28.31)		
14	*Mokhtar Al-Yamani	22	Unattached CW	1:50.59	1:50.98	776
	r:+0.59 25.14	53.47 (28.33)	1:22.64 (29.17)	1:50.98 (28.34)		
15	Tom Shields	28	California Aquatics	1:51.37	1:52.57	743
	r:+0.71 25.44	54.18 (28.74)	1:23.71 (29.53)	1:52.57 (28.86)		
<b>C - Final</b>						
17	Brett Pinfold	24	Aggie Swim Club	1:52.12	1:51.50	765
	r:+0.69 25.72	53.80 (28.08)	1:22.77 (28.97)	1:51.50 (28.73)		
18	Kevin Jackson	25	King Aquatic Club	1:52.78	1:51.80	759
	r:+0.68 25.97	54.41 (28.44)	1:22.80 (28.39)	1:51.80 (29.00)		
19	Arik Katz	18	Sarasota Tsunami Swim Team	1:53.52	1:52.30	749
	r:+0.68 26.38	54.81 (28.43)	1:23.85 (29.04)	1:52.30 (28.45)		





## 2019-20 -TYR Pro Swim Series #3 Des Moines - 3/4/2020 to 3/7/2020

## Results

## C - Final ... (Event 12 Men 200 LC Meter Freestyle)

Name	Age	Team	Prelim Time	Finals Time	FINA
20 *Jonathan Rutter	23	Unattached PRVT	1:53.30	1:52.49	745
r:+0.68 26.18	54.73 (28.55)	1:23.53 (28.80)	1:52.49 (28.96)		
21 True Sweetser	22	Gator Swim Club	1:52.79	1:52.83	738
r:+0.73 27.00	55.92 (28.92)	1:24.67 (28.75)	1:52.83 (28.16)		
22 Kyle Decoursey	23	Tennessee Aquatics	1:53.30	1:53.38	728
r:+0.67 25.99	54.65 (28.66)	1:24.17 (29.52)	1:53.38 (29.21)		
23 Joey Reilman	22	Tennessee Aquatics	1:53.32	1:53.71	721
r:+0.70 25.83	54.13 (28.30)	1:23.78 (29.65)	1:53.71 (29.93)		
24 Chris Wieser	24	DART Swimming	1:53.41	1:54.42	708
r:+0.62 26.78	55.67 (28.89)	1:25.33 (29.66)	1:54.42 (29.09)		

## D - Final

25 *Brian Palaschuk	22	Regina Optimist Dolphins Swim	1:53.77	1:52.42	746
r:+0.65 26.16	54.81 (28.65)	1:23.70 (28.89)	1:52.42 (28.72)		
26 John Hayes	16	Cardinal Aquatics	1:54.73	1:53.55	724
r:+0.68 26.29	55.41 (29.12)	1:24.66 (29.25)	1:53.55 (28.89)		
27 *Michal McGillivray	17	Regina Optimist Dolphins Swim	1:57.33	1:55.12	695
r:+0.53 26.99	56.25 (29.26)	1:25.75 (29.50)	1:55.12 (29.37)		
28 *Marcelo Acosta	23	Cardinal Aquatics/Azura/UofL	1:55.21	1:55.73	684
r:+0.71 26.96	56.76 (29.80)	1:26.24 (29.48)	1:55.73 (29.49)		
29 Trent Frandson	17	Central Iowa Aquatics	1:53.56	1:56.22	676
r:+0.71 26.46	55.99 (29.53)	1:25.68 (29.69)	1:56.22 (30.54)		
30 Ben Colin	23	Dubuque Area Swimmin' Hurrican	2:00.34	1:59.56	620
r:+0.79 27.58	57.66 (30.08)	1:28.73 (31.07)	1:59.56 (30.83)		

## B - Final

--- Zach Apple	22	Mission Viejo Nadadores	1:50.70		DQ
r:+0.81 25.49	53.29 (27.80)	1:21.56 (28.27)	DQ (28.50)		

## Event 12 Men 200 LC Meter Freestyle

<b>World:</b>	<b>1:42.00</b>	<b>W</b>	<b>7/28/2009</b>	<b>Paul Biedermann</b>	<b>GER</b>
<b>American:</b>	<b>1:42.96</b>	<b>A</b>	<b>8/12/2008</b>	<b>Michael Phelps</b>	<b>USA</b>
<b>U.S. Open:</b>	<b>1:44.10</b>	<b>O</b>	<b>7/1/2008</b>	<b>Michael Phelps</b>	<b>Club Wolverine</b>
<b>Jr World:</b>	<b>1:46.13</b>	<b>J</b>	<b>12/18/2018</b>	<b>Elijah Winnington</b>	<b>AUS</b>
<b>Pro Swim:</b>	<b>1:44.82</b>	<b>P</b>	<b>2016</b>	<b>Sun Yang</b>	
<b>Trial Cut:</b>	<b>1:50.79</b>	<b>T</b>			

Name	Age	Team	Seed Time	Prelim Time	FINA
<b>Preliminaries</b>					
1 Townley Haas	23	NOVA of Virginia Aquatics, Inc	1:45.56	1:48.71 T	q826
r:+0.76 25.48	53.29 (27.81)	1:21.21 (27.92)	1:48.71 (27.50)		
2 Caeleb Dressel	23	Gator Swim Club	1:47.31	1:48.83 T	q823
r:+0.63 25.83	53.75 (27.92)	1:21.79 (28.04)	1:48.83 (27.04)		
3 *Alex Kunert	24	Unattached QU	1:47.93	1:49.25	q813
r:+0.65 25.44	53.23 (27.79)	1:21.33 (28.10)	1:49.25 (27.92)		
4 Jeff Newkirk	23	Longhorn Aquatics	1:47.80	1:49.29 T	q812
r:+0.73 25.53	53.09 (27.56)	1:21.13 (28.04)	1:49.29 (28.16)		
5 *Marwan El Kamash	26	Indiana Swim Club	1:48.12	1:49.48	q808
r:+0.71 25.82	53.68 (27.86)	1:21.69 (28.01)	1:49.48 (27.79)		



## 2019-20 -TYR Pro Swim Series #3 Des Moines - 3/4/2020 to 3/7/2020

## Results

## Preliminaries ... (Event 12 Men 200 LC Meter Freestyle)

Name	Age	Team	Seed Time	Prelim Time	FINA
6 Blake Pieroni	24	Sandpipers Of Nevada	1:45.93	1:49.61 T	q805
r:+0.64 25.97	54.08 (28.11)	1:22.33 (28.25)	1:49.61 (27.28)		
7 Andrew Seliskar	23	California Aquatics	1:45.70	1:49.88 T	q799
r:+0.64 25.84	53.96 (28.12)	1:21.82 (27.86)	1:49.88 (28.06)		
8 Grant House	21	Sun Devil Swimming	1:46.95	1:49.89 T	q799
r:+0.73 25.59	53.57 (27.98)	1:21.93 (28.36)	1:49.89 (27.96)		
9 Zane Grothe	27	Boulder City Henderson Swim Te	1:47.90	1:50.19 T	q793
r:+0.71 25.98	53.90 (27.92)	1:22.42 (28.52)	1:50.19 (27.77)		
10 Jay Litherland	24	Dynamo Swim Club	1:47.58	1:50.22 T	q792
r:+0.71 25.96	54.23 (28.27)	1:21.97 (27.74)	1:50.22 (28.25)		
11 Mikel Schreuders	21	Unattached	1:48.63	1:50.24 T	q792
r:+0.68 25.82	53.76 (27.94)	1:22.00 (28.24)	1:50.24 (28.24)		
12 *Mokhtar Al-Yamani	22	Unattached CW	1:50.18	1:50.59	q784
r:+0.60 25.24	53.12 (27.88)	1:21.89 (28.77)	1:50.59 (28.70)		
13 Zach Apple	22	Mission Viejo Nadadores	1:46.56	1:50.70 T	q782
r:+0.65 25.72	54.10 (28.38)	1:22.61 (28.51)	1:50.70 (28.09)		
14 Mitch D'Arrigo	24	Gator Swim Club	1:47.79	1:50.95	q776
r:+0.70 26.31	54.30 (27.99)	1:22.93 (28.63)	1:50.95 (28.02)		
15 Dean Farris	22	Harvard Swimming/TXLA	1:46.45	1:51.14	q773
r:+0.68 25.05	52.94 (27.89)	1:21.64 (28.70)	1:51.14 (29.50)		
16 Tom Shields	28	California Aquatics	1:51.53	1:51.37	q768
r:+0.73 25.55	53.51 (27.96)	1:21.93 (28.42)	1:51.37 (29.44)		
17 Clark Smith	24	Longhorn Aquatics	1:49.48	1:52.11	q753
r:+0.68 25.65	54.02 (28.37)	1:23.44 (29.42)	1:52.11 (28.67)		
18 Brett Pinfold	24	Aggie Swim Club	1:53.15	1:52.12	q752
r:+0.68 25.60	54.08 (28.48)	1:23.14 (29.06)	1:52.12 (28.98)		
19 Nic Fink	26	Athens Bulldog Swim Club/Georgia	1:53.02	1:52.59	q743
r:+0.71 26.97	55.24 (28.27)	1:23.78 (28.54)	1:52.59 (28.81)		
20 Kevin Jackson	25	King Aquatic Club	1:52.20	1:52.78	q739
r:+0.69 26.18	54.40 (28.22)	1:23.02 (28.62)	1:52.78 (29.76)		
21 True Sweetser	22	Gator Swim Club	1:50.97	1:52.79	q739
r:+0.71 26.53	54.91 (28.38)	1:23.81 (28.90)	1:52.79 (28.98)		
22 William Cole	18	Lakeside Swim Team	1:53.54	1:53.02	q735
r:+0.66 25.66	54.33 (28.67)	1:23.55 (29.22)	1:53.02 (29.47)		
*23 Kyle Decoursey	23	Tennessee Aquatics	1:50.61	1:53.30	q729
r:+0.68 26.07	54.50 (28.43)	1:24.18 (29.68)	1:53.30 (29.12)		
*23 *Jonathan Rutter	23	Unattached PRVT	1:50.95	1:53.30	q729
r:+0.68 26.20	55.02 (28.82)	1:23.90 (28.88)	1:53.30 (29.40)		
25 Joey Reilman	22	Tennessee Aquatics	1:48.66	1:53.32	q729
r:+0.72 26.55	54.92 (28.37)	1:23.96 (29.04)	1:53.32 (29.36)		
26 Chris Wieser	24	DART Swimming	1:49.38	1:53.41	q727
r:+0.60 26.47	54.91 (28.44)	1:24.12 (29.21)	1:53.41 (29.29)		
27 Arik Katz	18	Sarasota Tsunami Swim Team	1:53.30	1:53.52	q725
r:+0.72 26.75	55.59 (28.84)	1:24.81 (29.22)	1:53.52 (28.71)		
28 Trent Frandson	17	Central Iowa Aquatics	1:53.83	1:53.56	q724
r:+0.70 26.53	55.61 (29.08)	1:24.82 (29.21)	1:53.56 (28.74)		



## 2019-20 -TYR Pro Swim Series #3 Des Moines - 3/4/2020 to 3/7/2020

## Results

## Preliminaries ... (Event 12 Men 200 LC Meter Freestyle)

Name	Age	Team	Seed Time	Prelim Time	FINA
29 *Brian Palaschuk	22	Regina Optimist Dolphins Swim	1:51.33	1:53.77	q720
r:+0.69 26.34	55.26 (28.92)	1:24.32 (29.06)	1:53.77 (29.45)		
30 John Hayes	16	Cardinal Aquatics	1:52.67	1:54.73	q702
r:+0.68 26.34	55.09 (28.75)	1:24.75 (29.66)	1:54.73 (29.98)		
31 *Marcelo Acosta	23	Cardinal Aquatics/Azura/UofL	1:50.58	1:55.21	q693
r:+0.68 27.05	56.23 (29.18)	1:25.84 (29.61)	1:55.21 (29.37)		
32 *Michal McGillivray	17	Regina Optimist Dolphins Swim	1:54.84	1:57.33	q657
r:+0.61 26.99	56.27 (29.28)	1:27.09 (30.82)	1:57.33 (30.24)		
33 *Matias Koski	25	Athens Bulldog Swim Club/Georgia	1:50.76	1:59.06	628
r:+0.70 26.82	56.51 (29.69)	1:27.80 (31.29)	1:59.06 (31.26)		
34 Dylan Moffatt	17	Linn-Mar Swim Team	1:52.95	2:00.19	611
r:+0.69 27.59	57.74 (30.15)	1:29.16 (31.42)	2:00.19 (31.03)		
35 Ben Colin	23	Dubuque Area Swimmin' Hurrican	1:53.06	2:00.34	608
r:+0.80 27.45	57.31 (29.86)	1:28.50 (31.19)	2:00.34 (31.84)		
--- Jacob Pebley	26	Team Elite	1:49.33	DFS	
Declared false start					
--- Abrahm DeVine	23	Team Elite	1:47.78	DFS	
Declared false start					
--- Ryan Lochte	35	Gator Swim Club	1:50.25	DFS	
Declared false start					
--- *Luis Campos Alpizar	25	Acuatica Nelson Vargas	1:53.20	NS	

## Event 13 Women 200 LC Meter Backstroke

<b>World:</b>	<b>2:03.35</b>	<b>W</b>	<b>7/26/2019</b>	<b>Regan Smith</b>	<b>USA</b>
<b>American:</b>	<b>2:03.35</b>	<b>A</b>	<b>7/26/2019</b>	<b>Regan Smith</b>	<b>USA</b>
<b>U.S. Open:</b>	<b>2:05.68</b>	<b>O</b>	<b>6/25/2013</b>	<b>Missy Franklin</b>	<b>Colorado STARS-C</b>
<b>Jr World:</b>	<b>2:03.35</b>	<b>J</b>	<b>7/26/2019</b>	<b>Regan Smith</b>	<b>USA</b>
<b>Pro Swim:</b>	<b>2:05.94</b>	<b>P</b>	<b>1/19/2020</b>	<b>Regan Smith</b>	<b>Riptide-MN</b>
<b>Trial Cut:</b>	<b>2:14.69</b>	<b>T</b>			

Name	Age	Team	Prelim Time	Finals Time	FINA
<b>A - Final</b>					
1 Regan Smith	18	Riptide	2:12.11	2:06.16T	934
r:+0.53 29.01	1:00.21 (31.20)	1:32.56 (32.35)	2:06.16 (33.60)		
2 Kathleen Baker	23	Team Elite/NYAC	2:11.85	2:06.46T	928
r:+0.58 29.54	1:01.63 (32.09)	1:33.54 (31.91)	2:06.46 (32.92)		
3 Lisa Bratton	23	Aggie Swim Club	2:10.81	2:09.63T	861
r:+0.63 30.58	1:03.50 (32.92)	1:36.42 (32.92)	2:09.63 (33.21)		
4 Catie DeLoof	23	Team Elite/NYAC	2:12.94	2:11.22T	830
r:+0.58 31.09	1:04.57 (33.48)	1:37.96 (33.39)	2:11.22 (33.26)		
5 Ali DeLoof	25	Team Elite/NYAC	2:12.79	2:12.93T	799
r:+0.60 30.74	1:03.73 (32.99)	1:38.11 (34.38)	2:12.93 (34.82)		
6 *Krystal Lara	21	Unattached Northwestern	2:14.36	2:13.11	795
r:+0.47 31.18	1:04.70 (33.52)	1:38.84 (34.14)	2:13.11 (34.27)		
7 Parker Herren	20	Kentucky Aquatics	2:15.19	2:15.68	751
r:+0.67 31.90	1:06.53 (34.63)	1:41.37 (34.84)	2:15.68 (34.31)		



## 2019-20 -TYR Pro Swim Series #3 Des Moines - 3/4/2020 to 3/7/2020

## Results

## A - Final ... (Event 13 Women 200 LC Meter Backstroke)

Name	Age	Team	Prelim Time	Finals Time	FINA
8 *Klaudia Nazieblo	26	Unattached PRVT	2:15.78	2:16.37	740
r:+0.55 31.81	1:06.03 (34.22)	1:41.65 (35.62)	2:16.37 (34.72)		

## B - Final

9 Mackenzie Lanning	15	Lakeside Swim Team	2:16.49	2:15.34	757
r:+0.61 31.64	1:05.71 (34.07)	1:40.60 (34.89)	2:15.34 (34.74)		
10 Emily Lenihan	17	Lakeside Swim Team	2:18.10	2:15.84	748
r:+0.63 31.65	1:06.41 (34.76)	1:41.56 (35.15)	2:15.84 (34.28)		
11 *Athena Meneses Kovacs	15	Britania Desert Dragons	2:19.01	2:16.00	746
r:+0.58 31.74	1:05.90 (34.16)	1:41.39 (35.49)	2:16.00 (34.61)		
12 *Yulduz Kuchkarova	26	Clovis Swim Club	2:16.76	2:16.42	739
r:+0.63 31.71	1:06.54 (34.83)	1:41.63 (35.09)	2:16.42 (34.79)		
13 Malia Francis	16	Mid Wisconsin Wave Makers	2:17.87	2:18.17	711
r:+0.54 31.19	1:05.57 (34.38)	1:42.14 (36.57)	2:18.17 (36.03)		
14 Grace Frericks	16	Black Hawk Area Swim Team	2:19.53	2:18.57	705
r:+0.64 31.52	1:06.35 (34.83)	1:42.34 (35.99)	2:18.57 (36.23)		
15 Abigail Kapeller	16	Riptide	2:18.91	2:18.78	702
r:+0.58 32.10	1:07.12 (35.02)	1:43.61 (36.49)	2:18.78 (35.17)		
16 *Ana Herceg	16	Nitro Swimming	2:16.18	2:18.99	698
r:+0.59 31.72	1:06.47 (34.75)	1:42.55 (36.08)	2:18.99 (36.44)		

## C - Final

17 Megan Hutchins	14	Riptide	2:31.47	2:17.69	718
r:+0.63 33.05	1:08.05 (35.00)	1:43.37 (35.32)	2:17.69 (34.32)		
18 Michelle Kaner	15	Glenbrook Swim Club	2:20.57	2:19.31	694
r:+0.68 31.84	1:07.00 (35.16)	1:43.55 (36.55)	2:19.31 (35.76)		
19 Marly Lough	16	Brea Aquatics	2:21.45	2:19.90	685
r:+0.68 32.68	1:07.68 (35.00)	1:43.54 (35.86)	2:19.90 (36.36)		
20 Madeline Meredith	15	Lakeside Swim Team	2:21.13	2:21.28	665
r:+0.53 32.17	1:07.93 (35.76)	1:44.53 (36.60)	2:21.28 (36.75)		
21 Olivia Huffman	21	Kentucky Aquatics	2:20.73	2:25.84	605
r:+0.62 33.02	1:09.68 (36.66)	1:47.28 (37.60)	2:25.84 (38.56)		
22 Annie Galvin	16	Ames Cyclone Aquatics Club	2:23.23	2:25.88	604
r:+0.65 32.52	1:08.94 (36.42)	1:47.37 (38.43)	2:25.88 (38.51)		

## Event 13 Women 200 LC Meter Backstroke

World:	2:03.35	W	7/26/2019	Regan Smith	USA
American:	2:03.35	A	7/26/2019	Regan Smith	USA
U.S. Open:	2:05.68	O	6/25/2013	Missy Franklin	Colorado STARS-C
Jr World:	2:03.35	J	7/26/2019	Regan Smith	USA
Pro Swim:	2:05.94	P	1/19/2020	Regan Smith	Riptide-MN
Trial Cut:	2:14.69	T			

Name	Age	Team	Seed Time	Prelim Time	FINA
<b>Preliminaries</b>					
1 Lisa Bratton	23	Aggie Swim Club	2:07.91	2:10.81T	q838
r:+0.60 31.10	1:04.23 (33.13)	1:37.36 (33.13)	2:10.81 (33.45)		
2 Kathleen Baker	23	Team Elite/NYAC	2:06.14	2:11.85T	q818
r:+0.64 30.54	1:04.25 (33.71)	1:38.72 (34.47)	2:11.85 (33.13)		



## 2019-20 -TYR Pro Swim Series #3 Des Moines - 3/4/2020 to 3/7/2020

## Results

## Preliminaries ... (Event 13 Women 200 LC Meter Backstroke)

Name	Age	Team	Seed Time	Prelim Time	FINA
3 Regan Smith	18	Riptide	2:03.35	2:12.11 T	q813
r:+0.57 30.29	1:03.96 (33.67)	1:37.76 (33.80)	2:12.11 (34.35)		
4 Ali DeLoof	25	Team Elite/NYAC	2:13.41	2:12.79 T	q801
r:+0.60 31.28	1:04.50 (33.22)	1:38.22 (33.72)	2:12.79 (34.57)		
5 Catie DeLoof	23	Team Elite/NYAC	1:56.18 Y	2:12.94 T	q798
r:+0.57 31.65	1:05.49 (33.84)	1:39.33 (33.84)	2:12.94 (33.61)		
6 *Krystal Lara	21	Unattached Northwestern	2:13.82	2:14.36	q773
r:+0.52 31.41	1:05.31 (33.90)	1:39.71 (34.40)	2:14.36 (34.65)		
7 Parker Herren	20	Kentucky Aquatics	2:17.66	2:15.19	q759
r:+0.65 32.14	1:06.36 (34.22)	1:41.06 (34.70)	2:15.19 (34.13)		
8 *Klaudia Nazieblo	26	Unattached PRVT	2:13.72	2:15.78	q749
r:+0.59 31.50	1:06.32 (34.82)	1:41.21 (34.89)	2:15.78 (34.57)		
9 *Ana Herceg	16	Nitro Swimming	2:13.33	2:16.18	q743
r:+0.58 31.73	1:06.44 (34.71)	1:41.41 (34.97)	2:16.18 (34.77)		
10 Mackenzie Lanning	15	Lakeside Swim Team	2:16.66	2:16.49	q738
r:+0.61 32.08	1:06.65 (34.57)	1:41.94 (35.29)	2:16.49 (34.55)		
11 *Yulduz Kuchkarova	26	Clovis Swim Club	2:15.82	2:16.76	q733
r:+0.64 31.53	1:06.11 (34.58)	1:41.00 (34.89)	2:16.76 (35.76)		
12 Malia Francis	16	Mid Wisconsin Wave Makers	2:16.08	2:17.87	q716
r:+0.55 31.54	1:06.12 (34.58)	1:41.85 (35.73)	2:17.87 (36.02)		
13 Emily Lenihan	17	Lakeside Swim Team	2:14.67	2:18.10	q712
r:+0.62 32.15	1:07.79 (35.64)	1:43.57 (35.78)	2:18.10 (34.53)		
14 Abigail Kapeller	16	Riptide	2:20.11	2:18.91	q700
r:+0.58 32.24	1:07.88 (35.64)	1:43.79 (35.91)	2:18.91 (35.12)		
15 *Athena Meneses Kovacs	15	Britania Desert Dragons	2:13.77	2:19.01	q698
r:+0.59 31.33	1:06.06 (34.73)	1:42.77 (36.71)	2:19.01 (36.24)		
16 Grace Frericks	16	Black Hawk Area Swim Team	2:18.67	2:19.53	q690
r:+0.66 32.52	1:07.16 (34.64)	1:42.95 (35.79)	2:19.53 (36.58)		
17 Michelle Kaner	15	Glenbrook Swim Club	2:18.21	2:20.57	q675
r:+0.66 32.48	1:07.75 (35.27)	1:44.55 (36.80)	2:20.57 (36.02)		
18 Olivia Huffman	21	Kentucky Aquatics	1:59.87 Y	2:20.73	q673
r:+0.60 33.47	1:09.32 (35.85)	1:45.13 (35.81)	2:20.73 (35.60)		
19 Madeline Meredith	15	Lakeside Swim Team	2:00.32 Y	2:21.13	q667
r:+0.53 32.21	1:08.42 (36.21)	1:44.66 (36.24)	2:21.13 (36.47)		
20 Marly Lough	16	Brea Aquatics	2:18.66	2:21.45	q663
r:+0.77 33.67	1:09.06 (35.39)	1:45.41 (36.35)	2:21.45 (36.04)		
21 Annabel Crush	17	Lakeside Swim Team	2:16.74	2:22.61	q647
r:+0.67 33.81	1:09.28 (35.47)	1:46.16 (36.88)	2:22.61 (36.45)		
22 Annie Galvin	16	Ames Cyclone Aquatics Club	2:19.07	2:23.23	q638
r:+0.65 32.38	1:08.31 (35.93)	1:45.81 (37.50)	2:23.23 (37.42)		
23 Megan Hutchins	14	Riptide	2:17.40	2:31.47	q540
r:+0.57 34.55	1:13.20 (38.65)	1:52.83 (39.63)	2:31.47 (38.64)		
--- Gabby DeLoof	23	Team Elite/NYAC	2:12.15	DFS	
Declared false start					
--- *Mckenna Debever	23	Aggie Swim Club	2:15.05	NS	
--- Sydney Debaecke	15	Delaware Swim Team	2:18.18	NS	



## 2019-20 -TYR Pro Swim Series #3 Des Moines - 3/4/2020 to 3/7/2020

## Results

## Event 14 Men 200 LC Meter Backstroke

<b>World:</b>	<b>1:51.92</b>	<b>W</b>	<b>7/31/2009</b>	<b>Aaron Peirsol</b>	<b>USA</b>
<b>American:</b>	<b>1:51.92</b>	<b>A</b>	<b>7/31/2009</b>	<b>Aaron Peirsol</b>	<b>USA</b>
<b>U.S. Open:</b>	<b>1:53.08</b>	<b>O</b>	<b>7/11/2009</b>	<b>Aaron Peirsol</b>	<b>Longhorn</b>
<b>Jr World:</b>	<b>1:55.14</b>	<b>J</b>	<b>6/28/2017</b>	<b>Kliment Kolesnikov</b>	<b>RUS</b>
<b>Pro Swim:</b>	<b>1:55.04</b>	<b>P</b>	<b>2017</b>	<b>Xu Jiayu</b>	
<b>Trial Cut:</b>	<b>2:02.99</b>	<b>T</b>			

Name	Age	Team	Prelim Time	Finals Time	FINA
<b>A - Final</b>					
1 Ryan Murphy	24	California Aquatics	1:59.77	1:55.22 T	916
r:+0.52 26.73	56.03 (29.30)	1:25.44 (29.41)	1:55.22 (29.78)		
2 *Christopher Reid	24	Wolfpack Elite	2:01.13	1:58.10	851
r:+0.60 27.85	57.57 (29.72)	1:27.54 (29.97)	1:58.10 (30.56)		
3 Jacob Pebley	26	Team Elite	1:59.67	1:58.53 T	841
r:+0.60 28.04	58.31 (30.27)	1:28.46 (30.15)	1:58.53 (30.07)		
4 *Grigory Tarasevich	24	Cardinal Aquatics/Univ Louisville	2:00.81	1:59.04	831
r:+0.55 27.95	58.02 (30.07)	1:28.77 (30.75)	1:59.04 (30.27)		
5 Chase Kalisz	25	Athens Bulldog Swim Club/Georgia	2:04.21	2:00.14 T	808
r:+0.75 28.30	58.79 (30.49)	1:30.19 (31.40)	2:00.14 (29.95)		
6 Matt Grevers	34	Tucson Ford Dealers Aquatics	2:04.41	2:02.69 T	759
r:+0.61 28.28	59.08 (30.80)	1:30.98 (31.90)	2:02.69 (31.71)		
7 *Emils Pone	22	Unattached GWU	2:03.75	2:03.65	741
r:+0.51 28.63	59.79 (31.16)	1:31.72 (31.93)	2:03.65 (31.93)		
8 Mateo Miceli	17	Sarpy County Swim Club	2:02.58	2:04.94	718
r:+0.59 28.29	1:00.65 (32.36)	1:33.14 (32.49)	2:04.94 (31.80)		
<b>B - Final</b>					
9 Allen Dempster	18	Unattached Pleassanton	2:06.00	2:04.12	733
r:+0.56 28.88	1:00.47 (31.59)	1:32.86 (32.39)	2:04.12 (31.26)		
10 Ryan Patterson	20	Unattached GWU	2:05.09	2:05.68	706
r:+0.59 28.68	1:00.78 (32.10)	1:33.58 (32.80)	2:05.68 (32.10)		
11 *Keanan Dols	21	Gator Swim Club	2:10.32	2:09.06	652
r:+0.64 30.61	1:03.35 (32.74)	1:36.31 (32.96)	2:09.06 (32.75)		

## Event 14 Men 200 LC Meter Backstroke

<b>World:</b>	<b>1:51.92</b>	<b>W</b>	<b>7/31/2009</b>	<b>Aaron Peirsol</b>	<b>USA</b>
<b>American:</b>	<b>1:51.92</b>	<b>A</b>	<b>7/31/2009</b>	<b>Aaron Peirsol</b>	<b>USA</b>
<b>U.S. Open:</b>	<b>1:53.08</b>	<b>O</b>	<b>7/11/2009</b>	<b>Aaron Peirsol</b>	<b>Longhorn</b>
<b>Jr World:</b>	<b>1:55.14</b>	<b>J</b>	<b>6/28/2017</b>	<b>Kliment Kolesnikov</b>	<b>RUS</b>
<b>Pro Swim:</b>	<b>1:55.04</b>	<b>P</b>	<b>2017</b>	<b>Xu Jiayu</b>	
<b>Trial Cut:</b>	<b>2:02.99</b>	<b>T</b>			

Name	Age	Team	Seed Time	Prelim Time	FINA
<b>Preliminaries</b>					
1 Jacob Pebley	26	Team Elite	1:55.68	1:59.67 T	q818
r:+0.63 28.17	58.59 (30.42)	1:29.09 (30.50)	1:59.67 (30.58)		
2 Ryan Murphy	24	California Aquatics	1:53.57	1:59.77 T	q815
r:+0.55 28.55	59.64 (31.09)	1:29.86 (30.22)	1:59.77 (29.91)		
3 *Grigory Tarasevich	24	Cardinal Aquatics/Univ Louisville	1:57.07	2:00.81	q795
r:+0.55 28.49	59.64 (31.15)	1:30.56 (30.92)	2:00.81 (30.25)		



## 2019-20 -TYR Pro Swim Series #3 Des Moines - 3/4/2020 to 3/7/2020

## Results

## Preliminaries ... (Event 14 Men 200 LC Meter Backstroke)

Name	Age	Team	Seed Time	Prelim Time	FINA
4 *Christopher Reid	24	Wolfpack Elite	1:57.04	2:01.13	q788
r:+0.62 28.75	59.55 (30.80)	1:30.29 (30.74)	2:01.13 (30.84)		
5 Mateo Miceli	17	Sarpy County Swim Club	2:04.79	2:02.58T	q761
r:+0.58 28.36	59.81 (31.45)	1:31.60 (31.79)	2:02.58 (30.98)		
6 *Emils Pone	22	Unattached GWU	2:04.69	2:03.75	q739
r:+0.53 29.11	1:00.59 (31.48)	1:32.05 (31.46)	2:03.75 (31.70)		
7 Chase Kalisz	25	Athens Bulldog Swim Club/Georgia	1:59.88	2:04.21	q731
r:+0.69 28.43	1:00.11 (31.68)	1:32.30 (32.19)	2:04.21 (31.91)		
8 Matt Grevers	34	Tucson Ford Dealers Aquatics	1:59.47	2:04.41	q728
r:+0.62 29.12	1:00.89 (31.77)	1:32.10 (31.21)	2:04.41 (32.31)		
9 Ryan Patterson	20	Unattached GWU	2:08.39	2:05.09	q716
r:+0.60 29.33	1:01.30 (31.97)	1:34.02 (32.72)	2:05.09 (31.07)		
10 Allen Dempster	18	Unattached Pleassanton	2:06.33	2:06.00	q700
r:+0.55 29.34	1:01.49 (32.15)	1:34.33 (32.84)	2:06.00 (31.67)		
11 Holden Smith	16	Race Pace Club - KY	2:08.79	2:09.16	q650
r:+0.55 29.59	1:01.78 (32.19)	1:35.03 (33.25)	2:09.16 (34.13)		
12 *Keanan Dols	21	Gator Swim Club	2:05.43	2:10.32	q633
r:+0.62 30.49	1:03.10 (32.61)	1:37.07 (33.97)	2:10.32 (33.25)		
--- Joey Reilman	22	Tennessee Aquatics	1:58.43	DFS	
Declared false start					
--- William Cole	18	Lakeside Swim Team	1:46.46Y	DFS	
Declared false start					
--- *Mark Nikolaev	22	Grand Canyon Aquatics	2:06.03	NS	
--- *Anthony Rincon	18	Tidal Wave Swim Team	2:01.78	NS	
--- Holden Raffin	18	Munster Swim Club	2:03.52	NS	

## Event 15 Women 400 LC Meter IM

<b>World:</b>	<b>4:26.36</b>	<b>W</b>	<b>8/6/2016</b>	<b>Katinka Hosszu</b>	<b>HUN</b>
<b>American:</b>	<b>4:31.12</b>	<b>A</b>	<b>6/29/2008</b>	<b>Katie Hoff</b>	<b>North Baltimore</b>
<b>U.S. Open:</b>	<b>4:31.07</b>	<b>O</b>	<b>6/19/2015</b>	<b>Katinka Hosszu</b>	<b>HUN</b>
<b>Jr World:</b>	<b>4:38.53</b>	<b>J</b>	<b>8/20/2019</b>	<b>Alva Vazquez</b>	<b>Spain</b>
<b>Pro Swim:</b>	<b>4:31.07</b>	<b>P</b>	<b>2015</b>	<b>Katinka Hosszu</b>	
<b>Trial Cut:</b>	<b>4:51.79</b>	<b>T</b>			

Name	Age	Team	Prelim Time	Finals Time	FINA
<b>A - Final</b>					
1 Melanie Margalis	28	Saint Petersburg Aquatics/Georgia	4:42.51	4:32.53J	933
r:+0.64 29.10	1:02.48 (33.38)	1:38.45 (35.97)	2:14.17 (35.72)		
2:51.82 (37.65)	3:29.83 (38.01)	4:01.47 (31.64)	4:32.53 (31.06)		
2 Madisyn Cox	24	Longhorn Aquatics	4:44.39	4:38.88T	871
r:+0.69 29.00	1:02.84 (33.84)	1:38.60 (35.76)	2:14.36 (35.76)		
2:53.15 (38.79)	3:33.78 (40.63)	4:06.48 (32.70)	4:38.88 (32.40)		
3 Ally McHugh	22	Wisconsin Aquatics	4:45.12	4:42.50T	838
r:+0.79 29.93	1:03.64 (33.71)	1:40.53 (36.89)	2:16.19 (35.66)		
2:56.81 (40.62)	3:37.76 (40.95)	4:10.70 (32.94)	4:42.50 (31.80)		
4 Bethany Galat	24	Aggie Swim Club	4:48.64	4:46.49T	803
r:+0.63 29.35	1:02.84 (33.49)	1:41.66 (38.82)	2:18.69 (37.03)		
2:58.43 (39.74)	3:39.11 (40.68)	4:13.31 (34.20)	4:46.49 (33.18)		



## 2019-20 -TYR Pro Swim Series #3 Des Moines - 3/4/2020 to 3/7/2020

## Results

## A - Final ... (Event 15 Women 400 LC Meter IM)

Name	Age	Team	Prelim Time	Finals Time	FINA
5 Emma Barksdale	22	Gamecock Aquatics	4:49.03	4:47.21 T	797
r:+0.71 29.79	1:03.95 (34.16)	1:42.00 (38.05)	2:19.62 (37.62)		
3:00.23 (40.61)	3:41.44 (41.21)	4:15.22 (33.78)	4:47.21 (31.99)		
6 Megan Kingsley	23	Athens Bulldog Swim Club/Georgia	4:48.28	4:48.79 T	784
r:+0.52 30.02	1:04.38 (34.36)	1:42.52 (38.14)	2:19.34 (36.82)		
3:01.17 (41.83)	3:43.65 (42.48)	4:16.74 (33.09)	4:48.79 (32.05)		
7 Mariah Denigan	16	Lakeside Swim Team	4:47.25	4:51.06 T	766
r:+0.62 30.96	1:06.86 (35.90)	1:43.71 (36.85)	2:19.61 (35.90)		
3:02.85 (43.24)	3:45.90 (43.05)	4:18.94 (33.04)	4:51.06 (32.12)		
8 *Monika Gonzalez-Hermosillo	24	Aggie Swim Club	4:53.27	4:51.07	766
r:+0.76 30.85	1:07.41 (36.56)	1:44.82 (37.41)	2:22.38 (37.56)		
3:03.75 (41.37)	3:46.37 (42.62)	4:18.73 (32.36)	4:51.07 (32.34)		

## Event 15 Women 400 LC Meter IM

<b>World:</b>	<b>4:26.36</b>	<b>W</b>	<b>8/6/2016</b>	<b>Katinka Hosszu</b>	<b>HUN</b>
<b>American:</b>	<b>4:31.12</b>	<b>A</b>	<b>6/29/2008</b>	<b>Katie Hoff</b>	<b>North Baltimore</b>
<b>U.S. Open:</b>	<b>4:31.07</b>	<b>O</b>	<b>6/19/2015</b>	<b>Katinka Hosszu</b>	<b>HUN</b>
<b>Jr World:</b>	<b>4:38.53</b>	<b>J</b>	<b>8/20/2019</b>	<b>Alva Vazquez</b>	<b>Spain</b>
<b>Pro Swim:</b>	<b>4:31.07</b>	<b>P</b>	<b>2015</b>	<b>Katinka Hosszu</b>	
<b>Trial Cut:</b>	<b>4:51.79</b>	<b>T</b>			

Name	Age	Team	Seed Time	Prelim Time	FINA
<b>Preliminaries</b>					
1 Melanie Margalis	28	Saint Petersburg Aquatics/Georgia	4:35.50	4:42.51 T	q838
r:+0.67 29.31	1:03.13 (33.82)	1:39.98 (36.85)	2:15.89 (35.91)		
2:54.67 (38.78)	3:34.45 (39.78)	4:08.82 (34.37)	4:42.51 (33.69)		
2 Madisyn Cox	24	Longhorn Aquatics	4:37.23	4:44.39 T	q821
r:+0.70 29.94	1:04.92 (34.98)	1:41.82 (36.90)	2:18.73 (36.91)		
2:58.09 (39.36)	3:38.61 (40.52)	4:12.15 (33.54)	4:44.39 (32.24)		
3 Ally McHugh	22	Wisconsin Aquatics	4:34.80	4:45.12 T	q815
r:+0.81 31.03	1:05.34 (34.31)	1:42.95 (37.61)	2:19.41 (36.46)		
3:00.01 (40.60)	3:40.40 (40.39)	4:13.86 (33.46)	4:45.12 (31.26)		
4 Leah Smith	24	Tucson Ford Dealers Aquatics	4:35.68	4:45.26 T	q814
r:+0.72 30.21	1:05.19 (34.98)	1:42.64 (37.45)	2:19.53 (36.89)		
3:00.52 (40.99)	3:42.86 (42.34)	4:14.95 (32.09)	4:45.26 (30.31)		
5 Mariah Denigan	16	Lakeside Swim Team	4:40.62	4:47.25 T	q797
r:+0.70 31.55	1:07.17 (35.62)	1:43.63 (36.46)	2:18.99 (35.36)		
3:00.72 (41.73)	3:42.79 (42.07)	4:15.15 (32.36)	4:47.25 (32.10)		
6 Megan Kingsley	23	Athens Bulldog Swim Club/Georgia	4:46.08	4:48.28 T	q788
r:+0.60 29.69	1:03.80 (34.11)	1:41.59 (37.79)	2:18.51 (36.92)		
2:59.75 (41.24)	3:41.98 (42.23)	4:15.56 (33.58)	4:48.28 (32.72)		
7 Bethany Galat	24	Aggie Swim Club	4:43.28	4:48.64 T	q785
r:+0.62 29.54	1:03.70 (34.16)	1:42.63 (38.93)	2:20.40 (37.77)		
3:00.39 (39.99)	3:41.43 (41.04)	4:15.42 (33.99)	4:48.64 (33.22)		
8 Emma Barksdale	22	Gamecock Aquatics	4:40.20	4:49.03 T	q782
r:+0.72 30.13	1:05.16 (35.03)	1:43.16 (38.00)	2:21.03 (37.87)		
3:01.78 (40.75)	3:43.01 (41.23)	4:16.60 (33.59)	4:49.03 (32.43)		





## 2019-20 -TYR Pro Swim Series #3 Des Moines - 3/4/2020 to 3/7/2020

## Results

## Preliminaries ... (Event 15 Women 400 LC Meter IM)

Name	Age	Team	Seed Time	Prelim Time	FINA
9 *Monika Gonzalez-Hermosillo	24	Aggie Swim Club	4:47.38	4:53.27	q749
r:+0.63 31.04	1:06.57 (35.53)	1:44.27 (37.70)	2:21.56 (37.29)		
3:03.22 (41.66)	3:45.41 (42.19)	4:19.69 (34.28)	4:53.27 (33.58)		
10 Megan Hutchins	14	Riptide	5:00.73	5:01.46	q689
r:+0.63 31.87	1:08.61 (36.74)	1:47.32 (38.71)	2:25.05 (37.73)		
3:08.47 (43.42)	3:52.42 (43.95)	4:28.20 (35.78)	5:01.46 (33.26)		
11 *Ilektra Lebl	21	Unattached Northwestern	4:49.68	5:04.26	q670
r:+0.74 30.90	1:07.61 (36.71)	1:47.59 (39.98)	2:26.32 (38.73)		
3:10.32 (44.00)	3:55.23 (44.91)	4:30.43 (35.20)	5:04.26 (33.83)		
--- Claire Donan	18	Lakeside Swim Team	4:58.86	DFS	
Declared false start - Misc					
--- Madison Hall	17	Great Wolf Swim Team	5:01.88	DFS	
Declared false start - Misc					
--- Ella Eastin	22	Alto Swim Club	4:37.18	NS	
--- Isabella Paoletti	17	Delaware Swim Team	4:57.67	NS	

## Event 16 Men 400 LC Meter IM

<b>World:</b>	<b>4:03.84</b>	<b>W</b>	<b>8/10/2008</b>	<b>Michael Phelps</b>	<b>USA</b>
<b>American:</b>	<b>4:03.84</b>	<b>A</b>	<b>8/10/2008</b>	<b>Michael Phelps</b>	<b>USA</b>
<b>U.S. Open:</b>	<b>4:05.25</b>	<b>O</b>	<b>6/29/2008</b>	<b>Michael Phelps</b>	<b>Club Wolverine</b>
<b>Jr World:</b>	<b>4:11.93</b>	<b>J</b>	<b>8/24/2019</b>	<b>Apostolos Papastamos</b>	<b>GRE</b>
<b>Pro Swim:</b>	<b>4:08.92</b>	<b>P</b>	<b>2018</b>	<b>Chase Kalisz</b>	
<b>Trial Cut:</b>	<b>4:25.99</b>	<b>T</b>			

Name	Age	Team	Prelim Time	Finals Time	FINA
<b>A - Final</b>					
1 *Jacob Heidtmann	25	Team Elite	4:16.77	4:12.40	901
r:+0.72 26.94	57.90 (30.96)	1:31.40 (33.50)	2:04.50 (33.10)		
2:38.97 (34.47)	3:15.10 (36.13)	3:44.22 (29.12)	4:12.40 (28.18)		
2 Jay Litherland	24	Dynamo Swim Club	4:24.03	4:15.81 T	866
r:+0.74 26.75	57.83 (31.08)	1:30.27 (32.44)	2:02.88 (32.61)		
2:38.92 (36.04)	3:16.53 (37.61)	3:46.61 (30.08)	4:15.81 (29.20)		
3 *Hsing-Hao Wang	20	Team Elite	4:24.51	4:18.43	840
r:+0.62 27.02	58.83 (31.81)	1:33.32 (34.49)	2:07.46 (34.14)		
2:44.68 (37.22)	3:20.85 (36.17)	3:50.51 (29.66)	4:18.43 (27.92)		
4 Ryan Lochte	35	Gator Swim Club	4:21.93	4:18.95 T	834
r:+0.66 26.74	58.12 (31.38)	1:31.40 (33.28)	2:04.23 (32.83)		
2:41.02 (36.79)	3:19.02 (38.00)	3:49.23 (30.21)	4:18.95 (29.72)		
5 Gunnar Bentz	24	Dynamo Swim Club	4:25.46	4:19.98 T	825
r:+0.73 26.86	58.53 (31.67)	1:32.71 (34.18)	2:07.12 (34.41)		
2:44.59 (37.47)	3:22.28 (37.69)	3:51.39 (29.11)	4:19.98 (28.59)		
6 Kyle Barker	19	Kentucky Aquatics	4:26.01	4:22.98 T	797
r:+0.61 27.60	59.10 (31.50)	1:34.74 (35.64)	2:08.66 (33.92)		
2:45.26 (36.60)	3:21.88 (36.62)	3:53.27 (31.39)	4:22.98 (29.71)		
7 Abrahm DeVine	23	Team Elite	4:21.67	4:23.66 T	791
r:+0.66 26.97	59.13 (32.16)	1:33.48 (34.35)	2:08.10 (34.62)		
2:44.64 (36.54)	3:24.08 (39.44)	3:54.43 (30.35)	4:23.66 (29.23)		



## 2019-20 -TYR Pro Swim Series #3 Des Moines - 3/4/2020 to 3/7/2020

## Results

## A - Final ... (Event 16 Men 400 LC Meter IM)

Name	Age	Team	Prelim Time	Finals Time	FINA
8 Jack Anderson	16	Lakeside Swim Team	4:32.05	4:36.75	683
r:+0.64 26.97	59.01 (32.04)	1:35.67 (36.66)	2:11.95 (36.28)		
2:51.14 (39.19)	3:32.46 (41.32)	4:05.31 (32.85)	4:36.75 (31.44)		

## B - Final

9 James Doromal	17	NWDupage YMCA / B.R. Ryall S	4:33.95	4:32.89	713
r:+0.74 28.06	1:00.60 (32.54)	1:36.11 (35.51)	2:11.63 (35.52)		
2:49.61 (37.98)	3:28.17 (38.56)	4:00.51 (32.34)	4:32.89 (32.38)		
10 Vincent Cheng	17	Brea Aquatics	4:46.79	4:39.56	663
r:+0.63 28.66	1:00.98 (32.32)	1:37.26 (36.28)	2:13.71 (36.45)		
2:52.96 (39.25)	3:34.88 (41.92)	4:07.22 (32.34)	4:39.56 (32.34)		
11 Conner Kang	18	Lakeside Swim Team	4:38.67	4:41.46	650
r:+0.64 27.38	59.41 (32.03)	1:36.02 (36.61)	2:12.82 (36.80)		
2:52.27 (39.45)	3:34.49 (42.22)	4:08.20 (33.71)	4:41.46 (33.26)		

## Event 16 Men 400 LC Meter IM

<b>World:</b>	<b>4:03.84</b>	<b>W</b>	<b>8/10/2008</b>	<b>Michael Phelps</b>	<b>USA</b>
<b>American:</b>	<b>4:03.84</b>	<b>A</b>	<b>8/10/2008</b>	<b>Michael Phelps</b>	<b>USA</b>
<b>U.S. Open:</b>	<b>4:05.25</b>	<b>O</b>	<b>6/29/2008</b>	<b>Michael Phelps</b>	<b>Club Wolverine</b>
<b>Jr World:</b>	<b>4:11.93</b>	<b>J</b>	<b>8/24/2019</b>	<b>Apostolos Papastamos</b>	<b>GRE</b>
<b>Pro Swim:</b>	<b>4:08.92</b>	<b>P</b>	<b>2018</b>	<b>Chase Kalisz</b>	
<b>Trial Cut:</b>	<b>4:25.99</b>	<b>T</b>			

Name	Age	Team	Seed Time	Prelim Time	FINA
<b>Preliminaries</b>					
1 *Jacob Heidtmann	25	Team Elite	4:16.29	4:16.77	q856
r:+0.73 26.82	57.59 (30.77)	1:31.20 (33.61)	2:04.32 (33.12)		
2:39.20 (34.88)	3:15.76 (36.56)	3:46.08 (30.32)	4:16.77 (30.69)		
2 Abrahm DeVine	23	Team Elite	4:13.77	4:21.67 T	q809
r:+0.73 26.79	58.71 (31.92)	1:32.98 (34.27)	2:06.12 (33.14)		
2:43.32 (37.20)	3:20.93 (37.61)	3:52.58 (31.65)	4:21.67 (29.09)		
3 Ryan Lochte	35	Gator Swim Club	4:15.80	4:21.93 T	q806
r:+0.65 27.02	59.07 (32.05)	1:33.56 (34.49)	2:06.84 (33.28)		
2:44.25 (37.41)	3:22.32 (38.07)	3:53.54 (31.22)	4:21.93 (28.39)		
4 Jay Litherland	24	Dynamo Swim Club	4:09.22	4:24.03 T	q787
r:+0.73 27.44	58.63 (31.19)	1:32.07 (33.44)	2:05.10 (33.03)		
2:42.08 (36.98)	3:20.09 (38.01)	3:52.34 (32.25)	4:24.03 (31.69)		
5 *Hsing-Hao Wang	20	Team Elite	4:17.06	4:24.51	q783
r:+0.66 27.00	58.81 (31.81)	1:32.98 (34.17)	2:07.83 (34.85)		
2:45.50 (37.67)	3:23.40 (37.90)	3:53.92 (30.52)	4:24.51 (30.59)		
6 Gunnar Bentz	24	Dynamo Swim Club	4:15.33	4:25.46 T	q775
r:+0.72 27.70	59.41 (31.71)	1:34.66 (35.25)	2:09.00 (34.34)		
2:47.00 (38.00)	3:25.32 (38.32)	3:55.64 (30.32)	4:25.46 (29.82)		
7 Kyle Barker	19	Kentucky Aquatics	4:26.41	4:26.01	q770
r:+0.61 27.86	1:00.79 (32.93)	1:34.83 (34.04)	2:08.99 (34.16)		
2:46.29 (37.30)	3:24.60 (38.31)	3:55.70 (31.10)	4:26.01 (30.31)		
8 Jack Anderson	16	Lakeside Swim Team	4:37.38	4:32.05	q720
r:+0.67 27.77	59.99 (32.22)	1:36.40 (36.41)	2:11.48 (35.08)		
2:50.05 (38.57)	3:28.90 (38.85)	4:01.08 (32.18)	4:32.05 (30.97)		



## 2019-20 -TYR Pro Swim Series #3 Des Moines - 3/4/2020 to 3/7/2020

## Results

## Preliminaries ... (Event 16 Men 400 LC Meter IM)

Name	Age	Team	Seed Time	Prelim Time	FINA
9 James Doromal	17	NWDupage YMCA / B.R. Ryall S	4:31.56	4:33.95	q705
r:+0.73 28.36	1:00.88 (32.52)	1:36.93 (36.05)	2:12.23 (35.30)		
2:49.21 (36.98)	3:28.32 (39.11)	4:01.33 (33.01)	4:33.95 (32.62)		
10 True Sweetser	22	Gator Swim Club	4:33.09	4:37.04	q681
r:+0.72 30.02	1:05.98 (35.96)	1:41.33 (35.35)	2:15.88 (34.55)		
2:56.44 (40.56)	3:37.35 (40.91)	4:08.35 (31.00)	4:37.04 (28.69)		
11 Conner Kang	18	Lakeside Swim Team	3:53.84 Y	4:38.67	q669
r:+0.63 27.83	1:00.57 (32.74)	1:36.84 (36.27)	2:12.72 (35.88)		
2:52.10 (39.38)	3:33.74 (41.64)	4:06.55 (32.81)	4:38.67 (32.12)		
12 Vincent Cheng	17	Brea Aquatics	4:37.63	4:46.79	q614
r:+0.61 29.01	1:01.70 (32.69)	1:39.76 (38.06)	2:15.92 (36.16)		
2:57.46 (41.54)	3:40.17 (42.71)	4:14.22 (34.05)	4:46.79 (32.57)		
--- Scooter Iida	17	Glenbrook Swim Club	4:31.72	DFS	
Declared false start - Misc					
--- *Carlos Claverie	23	Cardinal Aquatics/VEN/UofL	4:26.41	DFS	
Declared false start - Misc					
--- *Keanan Dols	21	Gator Swim Club	3:57.25 Y	DFS	
Declared false start - Misc					
--- Carlson Temple	20	Unattached	4:36.99	NS	

## Event 17 Women 100 LC Meter Butterfly

<b>World:</b>	<b>55.48</b>	<b>W</b>	<b>8/7/2016</b>	<b>Sarah Sjostrom</b>	<b>SWE</b>
<b>American:</b>	<b>55.98</b>	<b>A</b>	<b>7/29/2012</b>	<b>Dana Vollmer</b>	<b>USA Olympic Team</b>
<b>U.S. Open:</b>	<b>56.38</b>	<b>O</b>	<b>1/15/2016</b>	<b>Sarah Sjostrom</b>	<b>SWE</b>
<b>Jr World:</b>	<b>56.46</b>	<b>J</b>	<b>8/7/2016</b>	<b>Penny Oleksiak</b>	<b>CAN</b>
<b>Pro Swim:</b>	<b>56.38</b>	<b>P</b>	<b>2016</b>	<b>Sarah Sjostrom</b>	
<b>Trial Cut:</b>	<b>1:00.69</b>	<b>T</b>			

Name	Age	Team	Prelim Time	Finals Time	FINA
<b>A - Final</b>					
1 Kelsi Dahlia	25	Cardinal Aquatics/Univ Louisville	58.69	57.33 T	906
r:+0.62 27.02	57.33 (30.31)				
2 Regan Smith	18	Riptide	57.75	57.34 T	905
r:+0.71 27.04	57.34 (30.30)				
3 Kendyl Stewart	25	Team Elite	58.84	57.98 T	876
r:+0.75 26.56	57.98 (31.42)				
4 *Farida Osman	25	Pinnacle Racing	58.36	58.00	875
r:+0.70 26.88	58.00 (31.12)				
5 Beryl Gastaldello	25	Unattached	58.51	58.55 T	850
r:+0.64 26.95	58.55 (31.60)				
6 Amanda Kendall	29	Mission Viejo Nadadores	59.01	59.06 T	828
r:+0.69 27.30	59.06 (31.76)				
7 Leah Gingrich	30	Columbus Aquatic Club	59.34	59.30 T	818
r:+0.72 27.75	59.30 (31.55)				
8 Katie McLaughlin	22	California Aquatics	59.48	59.69 T	802
r:+0.75 28.19	59.69 (31.50)				



## 2019-20 -TYR Pro Swim Series #3 Des Moines - 3/4/2020 to 3/7/2020

## Results

## B - Final ... (Event 17 Women 100 LC Meter Butterfly)

Name	Age	Team	Prelim Time	Finals Time	FINA
<b>B - Final</b>					
9 Mallory Comerford	22	Cardinal Aquatics/Univ Louisville	1:00.10	59.53 T	809
r:+0.54 28.00	59.53 (31.53)				
10 Hali Flickinger	25	Sun Devil Swimming	59.55	59.86 T	796
r:+0.71 28.42	59.86 (31.44)				
11 Gabi Albiero	18	Cardinal Aquatics	1:00.03	1:00.01 T	790
r:+0.64 28.19	1:00.01 (31.82)				
12 Aly Tetzloff	22	Unattached	1:00.07	1:00.08 T	787
r:+0.64 27.19	1:00.08 (32.89)				
13 *Klaudia Nazieblo	26	Unattached PRVT	1:00.29	1:00.10	786
r:+0.70 28.39	1:00.10 (31.71)				
14 *Remedy Rule	23	Longhorn Aquatics	1:00.42	1:00.16	784
r:+0.68 28.35	1:00.16 (31.81)				
15 Natalie Hinds	26	Athens Bulldog Swim Club	59.85	1:00.17 T	783
r:+0.67 27.48	1:00.17 (32.69)				
16 Linnea Mack	24	Unattached OAQ	1:00.42	1:00.19 T	783
r:+0.73 27.73	1:00.19 (32.46)				
<b>C - Final</b>					
17 Madeline Banic	22	Tennessee Aquatics	1:00.43	1:00.34 T	777
r:+0.66 27.97	1:00.34 (32.37)				
18 *Fanny Teijonsalo	24	Sun Devil Swimming	1:01.32	1:00.39	775
r:+0.64 28.32	1:00.39 (32.07)				
19 *Kin Lok Chan	25	Unattached PRVT/HK	1:00.48	1:00.71	763
r:+0.71 28.09	1:00.71 (32.62)				
20 Scarlet Martin	15	Eastern Iowa Swim Federation	1:01.25	1:00.84	758
r:+0.70 28.21	1:00.84 (32.63)				
21 Justina Kozan	16	Brea Aquatics	1:01.50	1:01.15	746
r:+0.52 28.78	1:01.15 (32.37)				
22 Abigail Kapeller	16	Riptide	1:01.56	1:01.17	746
r:+0.66 28.51	1:01.17 (32.66)				
23 Jasmine Hellmer	20	Unattached Northwestern	1:01.62	1:01.86	721
r:+0.74 28.85	1:01.86 (33.01)				
24 Asia Kozan	14	Brea Aquatics	1:01.59	1:02.58	696
r:+0.67 29.08	1:02.58 (33.50)				
<b>D - Final</b>					
25 Emily Lenihan	17	Lakeside Swim Team	1:02.00	1:01.11	748
r:+0.72 28.33	1:01.11 (32.78)				
26 *Athena Meneses Kovacs	15	Britania Desert Dragons	1:01.90	1:01.84	722
r:+0.66 28.22	1:01.84 (33.62)				
27 Ella Welch	16	Cardinal Aquatics	1:02.41	1:01.95	718
r:+0.59 28.90	1:01.95 (33.05)				
28 *Maria Jose Mata Cocco	25	Club Libanes	1:03.32	1:02.89	686
29.75	1:02.89 (33.14)				
29 Berit Quass	17	Greater Des Moines YMCA	1:03.54	1:03.19	676
r:+0.73 29.67	1:03.19 (33.52)				
30 *Roza Erdemli	19	Unattached Northwestern	1:02.75	1:03.36	671
r:+0.71 29.26	1:03.36 (34.10)				



## 2019-20 -TYR Pro Swim Series #3 Des Moines - 3/4/2020 to 3/7/2020

## Results

## D - Final ... (Event 17 Women 100 LC Meter Butterfly)

Name	Age	Team	Prelim Time	Finals Time	FINA
31 Emma Gleason	18	Unattached GSC	1:03.88	1:03.58	664
		r:+0.71 30.07	1:03.58 (33.51)		
32 Katie Morris	16	NWDupage YMCA / B.R. Ryall S	1:03.48	1:03.93	653
		r:+0.69 29.88	1:03.93 (34.05)		

## Event 17 Women 100 LC Meter Butterfly

<b>World:</b>	<b>55.48</b>	<b>W</b>	<b>8/7/2016</b>	<b>Sarah Sjostrom</b>	<b>SWE</b>
<b>American:</b>	<b>55.98</b>	<b>A</b>	<b>7/29/2012</b>	<b>Dana Vollmer</b>	<b>USA Olympic Team</b>
<b>U.S. Open:</b>	<b>56.38</b>	<b>O</b>	<b>1/15/2016</b>	<b>Sarah Sjostrom</b>	<b>SWE</b>
<b>Jr World:</b>	<b>56.46</b>	<b>J</b>	<b>8/7/2016</b>	<b>Penny Oleksiak</b>	<b>CAN</b>
<b>Pro Swim:</b>	<b>56.38</b>	<b>P</b>	<b>2016</b>	<b>Sarah Sjostrom</b>	
<b>Trial Cut:</b>	<b>1:00.69</b>	<b>T</b>			

Name	Age	Team	Seed Time	Prelim Time	FINA
<b>Preliminaries</b>					
1 Regan Smith	18	Riptide	57.86	57.75 T	q886
		r:+0.70 27.13	57.75 (30.62)		
2 *Farida Osman	25	Pinnacle Racing	58.32	58.36	q859
		r:+0.72 27.44	58.36 (30.92)		
3 Beryl Gastaldello	25	Unattached	57.69	58.51 T	q852
		r:+0.64 26.85	58.51 (31.66)		
4 Kelsi Dahlia	25	Cardinal Aquatics/Univ Louisville	56.44	58.69 T	q844
		r:+0.62 27.49	58.69 (31.20)		
5 Kendyl Stewart	25	Team Elite	57.51	58.84 T	q838
		r:+0.79 26.68	58.84 (32.16)		
6 Amanda Kendall	29	Mission Viejo Nadadores	57.51	59.01 T	q831
		r:+0.70 27.65	59.01 (31.36)		
7 Leah Gingrich	30	Columbus Aquatic Club	59.35	59.34 T	q817
		r:+0.71 27.83	59.34 (31.51)		
8 Katie McLaughlin	22	California Aquatics	57.23	59.48 T	q811
		r:+0.72 28.16	59.48 (31.32)		
9 Hali Flickinger	25	Sun Devil Swimming	58.44	59.55 T	q808
		r:+0.71 28.24	59.55 (31.31)		
10 Natalie Hinds	26	Athens Bulldog Swim Club	58.67	59.85 T	q796
		r:+0.67 27.46	59.85 (32.39)		
11 Gabi Albiero	18	Cardinal Aquatics	59.74	1:00.03 T	q789
		r:+0.67 28.23	1:00.03 (31.80)		
12 Aly Tetzloff	22	Unattached	57.70	1:00.07 T	q787
		r:+0.63 27.16	1:00.07 (32.91)		
13 Mallory Comerford	22	Cardinal Aquatics/Univ Louisville	57.95	1:00.10 T	q786
		r:+0.66 28.02	1:00.10 (32.08)		
14 *Klaudia Nazieblo	26	Unattached PRVT	59.95	1:00.29	q779
		r:+0.69 28.60	1:00.29 (31.69)		
*15 Linnea Mack	24	Unattached OAQ	58.87	1:00.42 T	q774
		r:+0.72 28.24	1:00.42 (32.18)		
*15 *Remedy Rule	23	Longhorn Aquatics	59.91	1:00.42	q774
		r:+0.70 28.29	1:00.42 (32.13)		



## 2019-20 -TYR Pro Swim Series #3 Des Moines - 3/4/2020 to 3/7/2020

## Results

## Preliminaries ... (Event 17 Women 100 LC Meter Butterfly)

	Name	Age	Team	Seed Time	Prelim Time	FINA
17	Madeline Banic	22	Tennessee Aquatics	59.95	1:00.43 T	q773
	r:+0.66 28.36		1:00.43 (32.07)			
18	*Kin Lok Chan	25	Unattached PRVT/HK	59.94	1:00.48	q771
	r:+0.72 28.30		1:00.48 (32.18)			
19	Megan Kingsley	23	Athens Bulldog Swim Club/Georgia	59.47	1:00.59 T	q767
	r:+0.52 28.33		1:00.59 (32.26)			
20	Scarlet Martin	15	Eastern Iowa Swim Federation	1:00.97	1:01.25	q743
	r:+0.69 28.30		1:01.25 (32.95)			
21	*Fanny Teijonsalo	24	Sun Devil Swimming	1:00.58	1:01.32	q740
	r:+0.66 28.87		1:01.32 (32.45)			
22	Justina Kozan	16	Brea Aquatics	59.50	1:01.50	q734
	r:+0.51 28.30		1:01.50 (33.20)			
23	Abigail Kapeller	16	Riptide	1:01.54	1:01.56	q732
	r:+0.66 28.71		1:01.56 (32.85)			
24	Asia Kozan	14	Brea Aquatics	1:01.21	1:01.59	q730
	28.93		1:01.59 (32.66)			
25	Jasmine Hellmer	20	Unattached Northwestern	1:01.03	1:01.62	q729
	r:+0.70 28.55		1:01.62 (33.07)			
26	*Athena Meneses Kovacs	15	Britania Desert Dragons	1:00.55	1:01.90	q720
	r:+0.51 28.64		1:01.90 (33.26)			
27	Emily Lenihan	17	Lakeside Swim Team	1:01.00	1:02.00	q716
	r:+0.70 28.80		1:02.00 (33.20)			
28	Ella Welch	16	Cardinal Aquatics	1:00.71	1:02.41	q702
	r:+0.60 29.34		1:02.41 (33.07)			
29	*Roza Erdemli	19	Unattached Northwestern	1:01.73	1:02.75	q691
	r:+0.69 29.45		1:02.75 (33.30)			
30	*Maria Jose Mata Cocco	25	Club Libanes	1:02.03	1:03.32	q672
	r:+0.64 29.90		1:03.32 (33.42)			
31	Katie Morris	16	NWDupage YMCA / B.R. Ryall S	1:02.95	1:03.48	q667
	r:+0.69 29.91		1:03.48 (33.57)			
32	Berit Quass	17	Greater Des Moines YMCA	1:02.23	1:03.54	q665
	r:+0.74 29.58		1:03.54 (33.96)			
33	Emma Gleason	18	Unattached GSC	1:02.18	1:03.88	655
	r:+0.73 29.97		1:03.88 (33.91)			
34	Lia Neal	25	Team Elite	1:01.33	1:04.49	636
	r:+0.69 30.00		1:04.49 (34.49)			
35	Madeline Meredith	15	Lakeside Swim Team	55.41 Y	1:04.63	632
	29.82		1:04.63 (34.81)			
36	Annie Galvin	16	Ames Cyclone Aquatics Club	55.83 Y	1:08.12	540
	r:+0.71 30.58		1:08.12 (37.54)			
---	Allison Schmitt	29	Sun Devil Swimming	1:01.22	DFS	
	Declared false start					
---	*Mckenna Debever	23	Aggie Swim Club	1:00.81	NS	



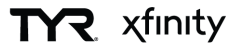
## 2019-20 -TYR Pro Swim Series #3 Des Moines - 3/4/2020 to 3/7/2020

## Results

## Event 18 Men 100 LC Meter Butterfly

<b>World:</b>	<b>49.50</b>	<b>W</b>	<b>7/26/2019</b>	<b>Caeleb Dressel</b>	<b>USA</b>
<b>American:</b>	<b>49.50</b>	<b>A</b>	<b>7/26/2019</b>	<b>Caeleb Dressel</b>	<b>USA</b>
<b>U.S. Open:</b>	<b>50.22</b>	<b>O</b>	<b>7/9/2009</b>	<b>Michael Phelps</b>	<b>North Baltimore</b>
<b>Jr World:</b>	<b>50.62</b>	<b>J</b>	<b>7/29/2017</b>	<b>Kristof Milak</b>	<b>HUN</b>
<b>Pro Swim:</b>	<b>50.92</b>	<b>P</b>	<b>3/6/2020</b>	<b>Caeleb Dressel</b>	<b>Gator Swim Club-</b>
<b>Trial Cut:</b>	<b>54.19</b>	<b>T</b>			

	Name	Age	Team	Prelim Time	Finals Time	FINA
<b>A - Final</b>						
1	Caeleb Dressel	23	Gator Swim Club	52.40	50.92 P	918
	r:+0.62 24.26		50.92 (26.66)			
2	Michael Andrew	20	Race Pace Club	51.49	51.33 T	896
	r:+0.67 23.52		51.33 (27.81)			
3	*Marius Kusch	26	Team Elite	51.54	51.68	878
	r:+0.68 24.03		51.68 (27.65)			
4	Andrew Seliskar	23	California Aquatics	52.70	51.95 T	865
	r:+0.63 24.53		51.95 (27.42)			
5	Jack Conger	25	Cavalier Aquatics	52.71	52.19 T	853
	r:+0.68 24.11		52.19 (28.08)			
6	*Vini Lanza	22	Mission Viejo Nadadores	52.53	52.33	846
	r:+0.65 24.36		52.33 (27.97)			
7	Giles Smith	28	Sun Devil Swimming	52.46	52.37 T	844
	r:+0.58 24.35		52.37 (28.02)			
8	*Luis Martinez	24	Guatemala	52.71	52.59	833
	r:+0.64 24.77		52.59 (27.82)			
<b>B - Final</b>						
9	*Umitcan Gures	20	Harvard Swimming	53.00	52.69	829
	r:+0.66 24.57		52.69 (28.12)			
10	John Shebat	23	New York Athletic Club	52.71	52.79 T	824
	r:+0.67 24.33		52.79 (28.46)			
11	Zach Harting	22	Cardinal Aquatics/HSA/UofL	53.15	52.99 T	815
	r:+0.63 24.88		52.99 (28.11)			
12	Ryan Held	24	New York Athletic Club	53.42	53.30 T	801
	r:+0.69 24.47		53.30 (28.83)			
13	Bryce Bohman	29	Pulling Water, LLC	53.60	53.62 T	786
	r:+0.67 25.26		53.62 (28.36)			
14	*Ryan Coetzee	24	Tennessee Aquatics	53.89	53.95	772
	r:+0.64 25.19		53.95 (28.76)			
15	Jack Saunderson	22	Towson University Swimming	53.38	54.38	754
	r:+0.62 25.43		54.38 (28.95)			
16	Grant House	21	Sun Devil Swimming	54.47	54.67	742
	r:+0.65 25.34		54.67 (29.33)			
<b>C - Final</b>						
17	Nathan Lile	25	Gamecock Aquatics	54.89	54.82	736
	r:+0.64 24.64		54.82 (30.18)			
18	William Cole	18	Lakeside Swim Team	54.75	55.14	723
	r:+0.63 25.31		55.14 (29.83)			



## 2019-20 -TYR Pro Swim Series #3 Des Moines - 3/4/2020 to 3/7/2020

## Results

## C - Final ... (Event 18 Men 100 LC Meter Butterfly)

Name	Age	Team	Prelim Time	Finals Time	FINA
19 Samuel Bork	16	Mid Wisconsin Wave Makers	55.49	55.15	723
r:+0.67 25.79	55.15 (29.36)				
20 *Sky Ho	22	Unattached PRVT	55.55	55.22	720
r:+0.62 25.91	55.22 (29.31)				
21 Holden Smith	16	Race Pace Club - KY	55.35	55.29	717
r:+0.66 25.43	55.29 (29.86)				
22 Luke Barr	16	Sarpy County Swim Club	55.65	56.12	686
r:+0.66 26.11	56.12 (30.01)				
23 Giovanni Gutierrez	21	Unattached	56.35	56.48	673
r:+0.70 26.66	56.48 (29.82)				
24 Mateo Miceli	17	Sarpy County Swim Club	56.24	56.49	672
r:+0.67 26.30	56.49 (30.19)				

## D - Final

25 Alex Brehm	17	Lakeside Swim Team	57.07	56.91	658
r:+0.68 26.32	56.91 (30.59)				
26 Conner Kang	18	Lakeside Swim Team	57.96	56.96	656
r:+0.60 26.49	56.96 (30.47)				
27 Vincent Cheng	17	Brea Aquatics	56.86	57.23	647
r:+0.61 27.19	57.23 (30.04)				
28 Will Hayon	15	Mid Wisconsin Wave Makers	56.92	57.26	646
r:+0.70 26.13	57.26 (31.13)				

## Event 18 Men 100 LC Meter Butterfly

<b>World:</b>	<b>49.50</b>	<b>W</b>	<b>7/26/2019</b>	<b>Caeleb Dressel</b>	<b>USA</b>
<b>American:</b>	<b>49.50</b>	<b>A</b>	<b>7/26/2019</b>	<b>Caeleb Dressel</b>	<b>USA</b>
<b>U.S. Open:</b>	<b>50.22</b>	<b>O</b>	<b>7/9/2009</b>	<b>Michael Phelps</b>	<b>North Baltimore</b>
<b>Jr World:</b>	<b>50.62</b>	<b>J</b>	<b>7/29/2017</b>	<b>Kristof Milak</b>	<b>HUN</b>
<b>Pro Swim:</b>	<b>50.92</b>	<b>P</b>	<b>3/6/2020</b>	<b>Caeleb Dressel</b>	<b>Gator Swim Club-</b>
<b>Trial Cut:</b>	<b>54.19</b>	<b>T</b>			

Name	Age	Team	Seed Time	Prelim Time	FINA
<b>Preliminaries</b>					
1 Michael Andrew	20	Race Pace Club	51.53	51.49 T	q888
r:+0.67 23.64	51.49 (27.85)				
2 *Marius Kusch	26	Team Elite	51.35	51.54	q885
r:+0.70 23.74	51.54 (27.80)				
3 Caeleb Dressel	23	Gator Swim Club	49.50	52.40 T	q842
r:+0.63 24.86	52.40 (27.54)				
4 Giles Smith	28	Sun Devil Swimming	52.01	52.46 T	q840
r:+0.60 24.61	52.46 (27.85)				
5 *Vini Lanza	22	Mission Viejo Nadadores	51.42	52.53	q836
r:+0.64 24.31	52.53 (28.22)				
6 Andrew Seliskar	23	California Aquatics	51.34	52.70 T	q828
r:+0.64 24.64	52.70 (28.06)				
*7 *Luis Martinez	24	Guatemala	51.44	52.71	q828
r:+0.66 24.75	52.71 (27.96)				
*7 Jack Conger	25	Cavalier Aquatics	51.00	52.71 T	q828
r:+0.67 24.62	52.71 (28.09)				





## 2019-20 -TYR Pro Swim Series #3 Des Moines - 3/4/2020 to 3/7/2020

## Results

## Preliminaries ... (Event 18 Men 100 LC Meter Butterfly)

Name	Age	Team	Seed Time	Prelim Time	FINA
9 John Shebat r:+0.66 24.36	23	New York Athletic Club	51.95	52.71 T	q828
10 *Umitcan Gures r:+0.66 24.81	20	Harvard Swimming	52.53	53.00	q814
11 Zach Harting r:+0.65 24.86	22	Cardinal Aquatics/HSA/UofL	52.00	53.15 T	q807
12 Ryan Murphy r:+0.60 24.70	24	California Aquatics	52.13	53.26 T	q802
13 Jack Saunderson r:+0.62 24.88	22	Towson University Swimming	51.36	53.38 T	q797
14 Ryan Held r:+0.68 24.78	24	New York Athletic Club	52.15	53.42 T	q795
15 Bryce Bohman r:+0.68 25.19	29	Pulling Water, LLC	52.65	53.60 T	q787
16 *Ryan Coetzee r:+0.65 24.87	24	Tennessee Aquatics	51.85	53.89	q774
17 Grant House r:+0.66 25.29	21	Sun Devil Swimming	53.89	54.47	q750
18 William Cole r:+0.67 25.49	18	Lakeside Swim Team	55.42	54.75	q739
19 Nathan Lile r:+0.64 24.95	25	Gamecock Aquatics	53.37	54.89	q733
20 Holden Smith r:+0.63 25.68	16	Race Pace Club - KY	55.76	55.35	q715
21 Samuel Bork r:+0.65 25.88	16	Mid Wisconsin Wave Makers	48.78 Y	55.49	q709
22 *Sky Ho r:+0.68 26.10	22	Unattached PRVT	55.04	55.55	q707
23 Luke Barr r:+0.63 25.78	16	Sarpy County Swim Club	56.08	55.65	q703
24 Bowe Becker r:+0.66 25.44	22	Sandpipers Of Nevada	54.57	56.02	q689
25 Mateo Miceli r:+0.69 26.27	17	Sarpy County Swim Club	48.12 Y	56.24	q681
26 Giovanni Gutierrez r:+0.67 26.34	21	Unattached	56.20	56.35	q677
27 Vincent Cheng r:+0.59 26.70	17	Brea Aquatics	55.56	56.86	q659
28 Will Hayon r:+0.67 26.29	15	Mid Wisconsin Wave Makers	56.13	56.92	q657
29 Alex Brehm r:+0.58 26.58	17	Lakeside Swim Team	56.55	57.07	q652
30 *Brian Palaschuk r:+0.64 26.93	22	Regina Optimist Dolphins Swim	56.22	57.94	q623
31 Conner Kang r:+0.59 26.43	18	Lakeside Swim Team	56.98	57.96	q622



## 2019-20 -TYR Pro Swim Series #3 Des Moines - 3/4/2020 to 3/7/2020

## Results

## Preliminaries ... (Event 18 Men 100 LC Meter Butterfly)

Name	Age	Team	Seed Time	Prelim Time	FINA
32 Brandon Fischer r:+0.71 26.86	31	Livermore Aqua Cowboys	48.07 Y	58.65	q601
33 Nick Zito r:+0.72 26.00	25	FMC Aquatic	48.94 Y	58.84	595
34 *Lorenzo Loria Elias r:+0.68 26.81	24	Britania Desert Dragons	57.17	59.27	582
--- Andrew Wilson Declared false start	26	Athens Bulldog Swim Club	56.38	DFS	
--- Chase Kalisz Declared false start	25	Athens Bulldog Swim Club/Georgia	53.52	DFS	
--- *Daniil Antipov	22	Grand Canyon Aquatics	52.81	NS	
--- Grant Afman	17	Munster Swim Club	55.72	NS	
--- *Yassin Tolba	17	Egypt	56.44	NS	

## Event 19 Women 800 LC Meter Freestyle

<b>World:</b>	<b>8:04.79</b>	<b>W</b>	<b>8/7/2016</b>	<b>Katie Ledecky</b>	<b>USA</b>
<b>American:</b>	<b>8:04.79</b>	<b>A</b>	<b>8/7/2016</b>	<b>Katie Ledecky</b>	<b>USA</b>
<b>U.S. Open:</b>	<b>8:06.68</b>	<b>O</b>	<b>1/17/2016</b>	<b>Katie Ledecky</b>	<b>Nation's Capital</b>
<b>Jr World:</b>	<b>8:11.00</b>	<b>J</b>	<b>6/22/2014</b>	<b>Katie Ledecky</b>	<b>USA</b>
<b>Pro Swim:</b>	<b>8:06.68</b>	<b>P</b>	<b>2016</b>	<b>Katie Ledecky</b>	
<b>Trial Cut:</b>	<b>8:48.09</b>	<b>T</b>			

Name	Age	Team	Seed Time	Finals Time	FINA
1 Leah Smith r:+0.69 29.21	24	Tucson Ford Dealers Aquatics	8:16.33	8:23.46 T	892
2:35.40 (31.74)	1:00.60 (31.39)	1:32.00 (31.40)	2:03.66 (31.66)		
4:42.70 (31.77)	3:07.32 (31.92)	3:39.16 (31.84)	4:10.93 (31.77)		
6:49.85 (31.62)	5:14.63 (31.93)	5:46.23 (31.60)	6:18.23 (32.00)		
	7:21.73 (31.88)	7:53.00 (31.27)	8:23.46 (30.46)		
2 Hali Flickinger r:+0.72 29.97	25	Sun Devil Swimming	8:29.96	8:29.96 T	859
2:37.77 (32.05)	1:01.82 (31.85)	1:33.63 (31.81)	2:05.72 (32.09)		
4:46.91 (32.29)	3:10.08 (32.31)	3:42.28 (32.20)	4:14.62 (32.34)		
6:56.33 (32.17)	5:19.44 (32.53)	5:51.92 (32.48)	6:24.16 (32.24)		
	7:28.24 (31.91)	7:59.59 (31.35)	8:29.96 (30.37)		
3 Kaersten Meitz r:+0.78 30.35	24	Boilermaker Aquatics	8:31.52	8:32.21 T	847
2:38.46 (31.96)	1:02.66 (32.31)	1:34.63 (31.97)	2:06.50 (31.87)		
4:47.02 (32.19)	3:10.67 (32.21)	3:42.76 (32.09)	4:14.83 (32.07)		
6:55.77 (32.15)	5:19.22 (32.20)	5:51.47 (32.25)	6:23.62 (32.15)		
	7:27.87 (32.10)	8:00.06 (32.19)	8:32.21 (32.15)		
4 *Kristel Kobrich 30.46	34	Chile	8:34.13	8:34.28	837
2:39.63 (32.14)	1:02.74 (32.28)	1:34.90 (32.16)	2:07.49 (32.59)		
4:49.14 (31.92)	3:12.38 (32.75)	3:44.58 (32.20)	4:17.22 (32.64)		
6:58.07 (31.99)	5:21.66 (32.52)	5:53.65 (31.99)	6:26.08 (32.43)		
	7:30.55 (32.48)	8:02.49 (31.94)	8:34.28 (31.79)		
5 Mariah Denigan r:+0.75 30.14	16	Lakeside Swim Team	8:28.15	8:41.67 T	802
2:40.45 (32.61)	1:02.69 (32.55)	1:35.29 (32.60)	2:07.84 (32.55)		
4:51.91 (32.96)	3:13.34 (32.89)	3:46.13 (32.79)	4:18.95 (32.82)		
7:03.32 (32.85)	5:24.82 (32.91)	5:57.55 (32.73)	6:30.47 (32.92)		
	7:36.48 (33.16)	8:09.15 (32.67)	8:41.67 (32.52)		



## 2019-20 -TYR Pro Swim Series #3 Des Moines - 3/4/2020 to 3/7/2020

## Results

**(Event 19 Women 800 LC Meter Freestyle)**

Name	Age	Team	Seed Time	Finals Time	FINA
6 Allison Schmitt	29	Sun Devil Swimming	8:46.78	8:43.65 T	793
r:+0.70 29.62	1:01.18 (31.56)	1:33.26 (32.08)	2:05.68 (32.42)		
2:38.63 (32.95)	3:11.08 (32.45)	3:43.96 (32.88)	4:17.00 (33.04)		
4:50.46 (33.46)	5:24.31 (33.85)	5:58.09 (33.78)	6:32.00 (33.91)		
7:05.55 (33.55)	7:39.29 (33.74)	8:11.80 (32.51)	8:43.65 (31.85)		
7 Geena Freriks	23	Kentucky Aquatics	8:46.43	8:51.96	756
r:+0.71 30.13	1:02.96 (32.83)	1:36.16 (33.20)	2:09.73 (33.57)		
2:42.87 (33.14)	3:16.44 (33.57)	3:49.89 (33.45)	4:23.66 (33.77)		
4:57.25 (33.59)	5:31.21 (33.96)	6:05.08 (33.87)	6:38.94 (33.86)		
7:12.65 (33.71)	7:46.47 (33.82)	8:19.91 (33.44)	8:51.96 (32.05)		
8 Elise Bauer	17	Central Florida Marlins	8:51.38	8:52.42	754
r:+0.65 30.36	1:03.27 (32.91)	1:36.65 (33.38)	2:10.36 (33.71)		
2:44.01 (33.65)	3:17.69 (33.68)	3:51.26 (33.57)	4:24.90 (33.64)		
4:58.45 (33.55)	5:31.96 (33.51)	6:05.43 (33.47)	6:38.98 (33.55)		
7:12.62 (33.64)	7:46.41 (33.79)	8:19.90 (33.49)	8:52.42 (32.52)		
9 *Maria Jose Mata Cocco	25	Club Libanes	8:50.37	9:01.05	719
r:+0.66 30.17	1:03.25 (33.08)	1:36.66 (33.41)	2:10.48 (33.82)		
2:44.42 (33.94)	3:18.43 (34.01)	3:53.07 (34.64)	4:27.18 (34.11)		
5:01.29 (34.11)	5:35.44 (34.15)	6:09.70 (34.26)	6:44.19 (34.49)		
7:18.63 (34.44)	7:53.06 (34.43)	8:27.73 (34.67)	9:01.05 (33.32)		
10 Aurora Roghair	16	Iowa Flyers Swim Club	8:58.42	9:04.43	706
r:+0.81 30.34	1:03.74 (33.40)	1:37.15 (33.41)	2:11.57 (34.42)		
2:45.46 (33.89)	3:19.64 (34.18)	3:53.75 (34.11)	4:28.03 (34.28)		
5:02.34 (34.31)	5:36.77 (34.43)	6:11.06 (34.29)	6:45.96 (34.90)		
7:20.64 (34.68)	7:55.33 (34.69)	8:30.05 (34.72)	9:04.43 (34.38)		
11 Danielle Nowaski	19	Unattached Northwestern	8:56.90	9:33.85	602
r:+0.72 30.25	1:03.54 (33.29)	1:37.05 (33.51)	2:11.44 (34.39)		
2:45.57 (34.13)	3:20.56 (34.99)	3:55.44 (34.88)	4:30.65 (35.21)		
5:10.83 (40.18)	5:49.33 (38.50)	6:27.18 (37.85)	7:04.67 (37.49)		
7:42.85 (38.18)	8:20.93 (38.08)	8:57.77 (36.84)	9:33.85 (36.08)		

**Event 20 Men 800 LC Meter Freestyle**

<b>World:</b>	<b>7:32.12</b>	<b>W</b>	<b>7/29/2009</b>	<b>Lin Zhang</b>	<b>CHN</b>
<b>American:</b>	<b>7:43.60</b>	<b>A</b>	<b>7/31/2013</b>	<b>Michael McBroom</b>	<b>USA</b>
<b>U.S. Open:</b>	<b>7:44.57</b>	<b>O</b>	<b>7/29/2018</b>	<b>Zane Grothe</b>	<b>Mission Viejo Na</b>
<b>Jr World:</b>	<b>7:45.67</b>	<b>J</b>	<b>8/28/2013</b>	<b>Mack Horton</b>	<b>AUS</b>
<b>Pro Swim:</b>	<b>7:49.96</b>	<b>P</b>	<b>2014</b>	<b>Michael McBroom</b>	
<b>Trial Cut:</b>	<b>8:12.99</b>	<b>T</b>			

Name	Age	Team	Seed Time	Finals Time	FINA
1 *Akaram Mahmoud	23	Wolfpack Elite	7:57.13	7:55.89	857
r:+0.71 27.26	56.63 (29.37)	1:26.49 (29.86)	1:56.20 (29.71)		
2:26.06 (29.86)	2:55.84 (29.78)	3:26.09 (30.25)	3:56.05 (29.96)		
4:26.19 (30.14)	4:56.03 (29.84)	5:26.23 (30.20)	5:56.31 (30.08)		
6:26.59 (30.28)	6:56.85 (30.26)	7:27.10 (30.25)	7:55.89 (28.79)		

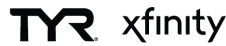


## 2019-20 -TYR Pro Swim Series #3 Des Moines - 3/4/2020 to 3/7/2020

## Results

## (Event 20 Men 800 LC Meter Freestyle)

Name	Age	Team	Seed Time	Finals Time	FINA
2 Nick Norman	22	California Aquatics	7:54.47	7:56.30 T	855
r:+0.72 28.11	58.35 (30.24)	1:28.38 (30.03)	1:58.36 (29.98)		
2:28.29 (29.93)	2:58.24 (29.95)	3:28.43 (30.19)	3:58.46 (30.03)		
4:28.38 (29.92)	4:58.23 (29.85)	5:27.91 (29.68)	5:57.75 (29.84)		
6:27.85 (30.10)	6:58.00 (30.15)	7:27.46 (29.46)	7:56.30 (28.84)		
3 Arik Katz	18	Sarasota Tsunami Swim Team	7:57.23	8:01.66 T	827
r:+0.67 27.64	57.87 (30.23)	1:28.59 (30.72)	1:59.24 (30.65)		
2:29.93 (30.69)	3:00.48 (30.55)	3:31.25 (30.77)	4:01.93 (30.68)		
4:32.52 (30.59)	5:02.72 (30.20)	5:33.37 (30.65)	6:03.67 (30.30)		
6:33.83 (30.16)	7:03.81 (29.98)	7:33.52 (29.71)	8:01.66 (28.14)		
4 Zane Grothe	27	Boulder City Henderson Swim Te	7:43.74	8:01.74 T	826
r:+0.70 27.64	58.06 (30.42)	1:28.83 (30.77)	1:59.21 (30.38)		
2:29.41 (30.20)	2:59.79 (30.38)	3:30.04 (30.25)	4:00.45 (30.41)		
4:30.82 (30.37)	5:01.34 (30.52)	5:31.93 (30.59)	6:02.51 (30.58)		
6:33.11 (30.60)	7:03.08 (29.97)	7:32.78 (29.70)	8:01.74 (28.96)		
5 True Sweetser	22	Gator Swim Club	7:56.08	8:05.13 T	809
r:+0.70 28.44	59.18 (30.74)	1:29.97 (30.79)	2:00.89 (30.92)		
2:31.70 (30.81)	3:02.38 (30.68)	3:33.11 (30.73)	4:04.16 (31.05)		
4:34.56 (30.40)	5:05.09 (30.53)	5:35.29 (30.20)	6:05.58 (30.29)		
6:35.82 (30.24)	7:06.17 (30.35)	7:36.09 (29.92)	8:05.13 (29.04)		
6 Chris Wieser	24	DART Swimming	8:01.98	8:08.00 T	795
r:+0.61 27.91	58.47 (30.56)	1:29.10 (30.63)	2:00.41 (31.31)		
2:31.57 (31.16)	3:02.46 (30.89)	3:32.92 (30.46)	4:03.97 (31.05)		
4:34.49 (30.52)	5:05.22 (30.73)	5:35.67 (30.45)	6:06.43 (30.76)		
6:36.78 (30.35)	7:07.64 (30.86)	7:38.10 (30.46)	8:08.00 (29.90)		
7 Jordan Wilimovsky	25	Team Santa Monica	7:45.19	8:08.19 T	794
r:+0.68 27.87	58.10 (30.23)	1:28.38 (30.28)	1:58.90 (30.52)		
2:29.40 (30.50)	3:00.03 (30.63)	3:30.65 (30.62)	4:01.27 (30.62)		
4:31.96 (30.69)	5:02.65 (30.69)	5:33.77 (31.12)	6:04.84 (31.07)		
6:35.89 (31.05)	7:07.15 (31.26)	7:38.23 (31.08)	8:08.19 (29.96)		
8 Mitch D'Arrigo	24	Gator Swim Club	7:59.61	8:08.85 T	791
r:+0.71 27.95	57.85 (29.90)	1:28.44 (30.59)	1:59.04 (30.60)		
2:30.05 (31.01)	3:00.84 (30.79)	3:31.96 (31.12)	4:02.84 (30.88)		
4:34.10 (31.26)	5:05.49 (31.39)	5:36.71 (31.22)	6:08.21 (31.50)		
6:38.66 (30.45)	7:08.90 (30.24)	7:39.24 (30.34)	8:08.85 (29.61)		
9 *Marwan El Kamash	26	Indiana Swim Club	7:55.75	8:09.32	788
r:+0.69 26.70	55.76 (29.06)	1:25.50 (29.74)	1:55.29 (29.79)		
2:25.21 (29.92)	2:55.08 (29.87)	3:25.22 (30.14)	3:55.28 (30.06)		
4:25.55 (30.27)	4:55.81 (30.26)	5:26.32 (30.51)	5:57.07 (30.75)		
6:30.22 (33.15)	7:02.95 (32.73)	7:36.61 (33.66)	8:09.32 (32.71)		
10 Gordon Mason	20	Team Santa Monica	8:09.31	8:12.66 T	772
r:+0.69 29.30	1:00.28 (30.98)	1:31.07 (30.79)	2:01.77 (30.70)		
2:32.42 (30.65)	3:03.07 (30.65)	3:33.68 (30.61)	4:04.67 (30.99)		
4:35.31 (30.64)	5:06.31 (31.00)	5:37.24 (30.93)	6:08.39 (31.15)		
6:39.33 (30.94)	7:10.75 (31.42)	7:42.14 (31.39)	8:12.66 (30.52)		



## 2019-20 -TYR Pro Swim Series #3 Des Moines - 3/4/2020 to 3/7/2020

## Results

## (Event 20 Men 800 LC Meter Freestyle)

Name	Age	Team	Seed Time	Finals Time	FINA
11 *Marcelo Acosta	23	Cardinal Aquatics/Azura/UofL	7:59.17	8:15.20	761
r:+0.69 28.05	58.88 (30.83)	1:29.94 (31.06)	2:01.33 (31.39)		
2:32.70 (31.37)	3:04.04 (31.34)	3:35.11 (31.07)	4:06.47 (31.36)		
4:37.45 (30.98)	5:08.55 (31.10)	5:39.87 (31.32)	6:11.66 (31.79)		
6:42.97 (31.31)	7:14.75 (31.78)	7:45.10 (30.35)	8:15.20 (30.10)		
12 Sam Rice	23	Tennessee Aquatics	8:11.81	8:16.25	756
r:+0.68 28.20	58.69 (30.49)	1:29.62 (30.93)	2:00.48 (30.86)		
2:31.34 (30.86)	3:02.12 (30.78)	3:33.19 (31.07)	4:04.70 (31.51)		
4:35.45 (30.75)	5:06.64 (31.19)	5:38.04 (31.40)	6:09.74 (31.70)		
6:41.22 (31.48)	7:13.14 (31.92)	7:44.86 (31.72)	8:16.25 (31.39)		
13 Kevin Jackson	25	King Aquatic Club	8:14.78	8:28.43	703
r:+0.68 28.13	58.58 (30.45)	1:29.68 (31.10)	2:00.69 (31.01)		
2:31.89 (31.20)	3:02.92 (31.03)	3:34.44 (31.52)	4:06.03 (31.59)		
4:37.82 (31.79)	5:10.09 (32.27)	5:42.83 (32.74)	6:15.91 (33.08)		
6:49.23 (33.32)	7:22.68 (33.45)	7:55.85 (33.17)	8:28.43 (32.58)		
14 Chris Nagy	17	Team Elite San Diego	8:20.06	8:29.57	698
r:+0.62 29.04	1:00.32 (31.28)	1:31.62 (31.30)	2:03.53 (31.91)		
2:35.09 (31.56)	3:07.20 (32.11)	3:39.06 (31.86)	4:11.65 (32.59)		
4:44.08 (32.43)	5:16.46 (32.38)	5:48.54 (32.08)	6:21.60 (33.06)		
6:53.68 (32.08)	7:26.09 (32.41)	7:58.44 (32.35)	8:29.57 (31.13)		
15 Joshua Miller	18	FAST Swim Team	8:31.57	8:32.36	687
r:+0.73 28.96	1:00.63 (31.67)	1:32.42 (31.79)	2:04.46 (32.04)		
2:36.47 (32.01)	3:08.73 (32.26)	3:40.95 (32.22)	4:13.32 (32.37)		
4:45.69 (32.37)	5:18.37 (32.68)	5:50.86 (32.49)	6:23.50 (32.64)		
6:55.93 (32.43)	7:28.44 (32.51)	8:00.85 (32.41)	8:32.36 (31.51)		
16 Dylan Moffatt	17	Linn-Mar Swim Team	8:13.52	8:35.97	672
r:+0.68 27.55	58.68 (31.13)	1:29.59 (30.91)	2:01.63 (32.04)		
2:32.53 (30.90)	3:05.21 (32.68)	3:37.65 (32.44)	4:10.76 (33.11)		
4:43.53 (32.77)	5:17.07 (33.54)	5:50.04 (32.97)	6:23.10 (33.06)		
6:55.83 (32.73)	7:29.05 (33.22)	8:02.55 (33.50)	8:35.97 (33.42)		
17 Matthew Chai	16	FAST Swim Team	9:15.00Y	8:41.65	651
r:+0.81 28.94	1:00.84 (31.90)	1:32.56 (31.72)	2:04.91 (32.35)		
2:37.35 (32.44)	3:09.82 (32.47)	3:42.57 (32.75)	4:15.60 (33.03)		
4:48.46 (32.86)	5:21.63 (33.17)	5:54.95 (33.32)	6:28.43 (33.48)		
7:01.90 (33.47)	7:35.35 (33.45)	8:08.51 (33.16)	8:41.65 (33.14)		

## Event 21 Women 100 LC Meter Backstroke

<b>World:</b>	57.57	W	7/28/2019	Regan Smith	USA
<b>American:</b>	57.57	A	7/28/2019	Regan Smith	USA
<b>U.S. Open:</b>	58.00	O	7/28/2018	Kathleen Baker	Team Elite-NC
<b>Jr World:</b>	57.57	J	7/28/2019	Regan Smith	USA
<b>Pro Swim:</b>	58.18	P	3/7/2020	Regan Smith	Riptide-MN
<b>Trial Cut:</b>	1:02.69	T			

Name	Age	Team	Prelim Time	Finals Time	FINA
A - Final					
1 Regan Smith	18	Riptide	58.79	58.18P	968
r:+0.54 28.09	58.18 (30.09)				



## 2019-20 -TYR Pro Swim Series #3 Des Moines - 3/4/2020 to 3/7/2020

## Results

## A - Final ... (Event 21 Women 100 LC Meter Backstroke)

Name	Age	Team	Prelim Time	Finals Time	FINA
2 Kathleen Baker r:+0.59 28.15	23	Team Elite/NYAC	59.97	58.56 T	950
3 Olivia Smoliga r:+0.61 28.63	25	Athens Bulldog Swim Club/Georgia	59.60	59.25 T	917
4 Ali DeLoof r:+0.60 29.33	25	Team Elite/NYAC	1:00.10	1:00.45 T	863
5 Lisa Bratton r:+0.60 29.84	23	Aggie Swim Club	1:01.45	1:00.72 T	852
6 Annabel Crush r:+0.60 30.08	17	Lakeside Swim Team	1:02.63	1:01.63 T	815
7 *Klaudia Nazieblo r:+0.60 30.40	26	Unattached PRVT	1:02.69	1:01.91	804
8 Linnea Mack r:+0.57 29.85	24	Unattached OAQ	1:02.23	1:02.04 T	799

## B - Final

9 Kendyl Stewart r:+0.65 30.03	25	Team Elite	1:02.73	1:02.12 T	795
10 Abigail Kapeller r:+0.56 29.90	16	Riptide	1:02.92	1:02.44 T	783
11 *Bella Hindley r:+0.52 30.17	23	Tennessee Aquatics	1:03.32	1:02.54	780
12 Emily Lenihan r:+0.61 30.55	17	Lakeside Swim Team	1:03.87	1:02.71	773
13 Janelle Rudolph r:+0.56 30.07	17	King Aquatic Club	1:02.70	1:02.91	766
14 *Yulduz Kuchkarova r:+0.61 30.18	26	Clovis Swim Club	1:03.29	1:03.21	755
15 Mackenzie Lanning r:+0.67 31.14	15	Lakeside Swim Team	1:03.74	1:03.47	746
16 Parker Herren r:+0.63 31.02	20	Kentucky Aquatics	1:03.53	1:04.21	720

## C - Final

17 *Athena Meneses Kovacs r:+0.58 30.46	15	Britania Desert Dragons	1:04.35	1:03.14	758
18 Madeline Meredith r:+0.55 30.58	15	Lakeside Swim Team	1:04.23	1:03.59	742
19 Malia Francis r:+0.56 30.54	16	Mid Wisconsin Wave Makers	1:04.03	1:03.65	739
20 Krista Wheeler r:+0.60 30.76	17	Cardinal Aquatics	1:04.48	1:04.56	709
21 Sydney Davids r:+0.59 30.99	16	Riptide	1:04.38	1:04.66	705
22 Michelle Kaner r:+0.67 31.69	15	Glenbrook Swim Club	1:04.89	1:05.01	694
23 Annie Galvin r:+0.61 31.34	16	Ames Cyclone Aquatics Club	1:05.21	1:06.10	660



## 2019-20 -TYR Pro Swim Series #3 Des Moines - 3/4/2020 to 3/7/2020

## Results

## C - Final ... (Event 21 Women 100 LC Meter Backstroke)

Name	Age	Team	Prelim Time	Finals Time	FINA
24 Makayla Poloni	17	Brea Aquatics	1:06.36	1:06.65	644
r:+0.67 32.35		1:06.65 (34.30)			

## D - Final

25 Pyper Doo	17	North Suburban Aquatic Club	1:07.59	1:05.71	672
r:+0.53 31.76		1:05.71 (33.95)			
26 Olivia Huffman	21	Kentucky Aquatics	1:07.27	1:06.60	645
r:+0.60 31.90		1:06.60 (34.70)			

## Event 21 Women 100 LC Meter Backstroke

<b>World:</b>	57.57	W	7/28/2019	Regan Smith	USA
<b>American:</b>	57.57	A	7/28/2019	Regan Smith	USA
<b>U.S. Open:</b>	58.00	O	7/28/2018	Kathleen Baker	Team Elite-NC
<b>Jr World:</b>	57.57	J	7/28/2019	Regan Smith	USA
<b>Pro Swim:</b>	58.18	P	3/7/2020	Regan Smith	Riptide-MN
<b>Trial Cut:</b>	1:02.69	T			

Name	Age	Team	Seed Time	Prelim Time	FINA
<b>Preliminaries</b>					
1 Regan Smith	18	Riptide	57.57	58.79T	q939
r:+0.58 28.52		58.79 (30.27)			
2 Olivia Smoliga	25	Athens Bulldog Swim Club/Georgia	58.73	59.60T	q901
r:+0.58 28.70		59.60 (30.90)			
3 Kathleen Baker	23	Team Elite/NYAC	58.00	59.97T	q884
r:+0.64 28.81		59.97 (31.16)			
4 Ali DeLoof	25	Team Elite/NYAC	59.79	1:00.10T	q878
r:+0.58 29.21		1:00.10 (30.89)			
5 Lisa Bratton	23	Aggie Swim Club	59.76	1:01.45T	q822
r:+0.71 30.16		1:01.45 (31.29)			
6 Beryl Gastaldello	25	Unattached	1:00.07	1:01.60T	q816
r:+0.56 29.59		1:01.60 (32.01)			
7 *Krystal Lara	21	Unattached Northwestern	1:01.39	1:02.18	q793
r:+0.55 30.26		1:02.18 (31.92)			
8 Linnea Mack	24	Unattached OAQ	1:02.06	1:02.23T	q791
r:+0.61 30.20		1:02.23 (32.03)			
9 Annabel Crush	17	Lakeside Swim Team	1:00.74	1:02.63T	q776
r:+0.62 30.33		1:02.63 (32.30)			
10 *Klaudia Nazieblo	26	Unattached PRVT	1:01.87	1:02.69	q774
r:+0.77 30.46		1:02.69 (32.23)			
11 Janelle Rudolph	17	King Aquatic Club	1:01.34	1:02.70	q774
r:+0.60 29.72		1:02.70 (32.98)			
12 Kendyl Stewart	25	Team Elite	1:01.19	1:02.73	q772
r:+0.65 30.02		1:02.73 (32.71)			
13 Abigail Kapeller	16	Riptide	1:01.68	1:02.92	q765
r:+0.63 30.65		1:02.92 (32.27)			
14 *Yulduz Kuchkarova	26	Clovis Swim Club	1:03.21	1:03.29	q752
r:+0.63 30.31		1:03.29 (32.98)			
15 *Bella Hindley	23	Tennessee Aquatics	1:03.06	1:03.32	q751
r:+0.61 30.55		1:03.32 (32.77)			



## 2019-20 -TYR Pro Swim Series #3 Des Moines - 3/4/2020 to 3/7/2020

## Results

## Preliminaries ... (Event 21 Women 100 LC Meter Backstroke)

	Name	Age	Team	Seed Time	Prelim Time	FINA
16	*Andi Murez r:+0.65 30.82	28	Team Elite	1:04.34	1:03.48	q745
17	Parker Herren r:+0.71 31.18	20	Kentucky Aquatics	1:02.69	1:03.53	q744
18	Mackenzie Lanning r:+0.61 30.87	15	Lakeside Swim Team	1:04.47	1:03.74	q736
19	Emily Lenihan r:+0.64 31.17	17	Lakeside Swim Team	1:02.71	1:03.87	q732
20	Malia Francis r:+0.58 30.53	16	Mid Wisconsin Wave Makers	1:03.22	1:04.03	q726
21	Madeline Meredith r:+0.49 30.52	15	Lakeside Swim Team	1:03.94	1:04.23	q720
22	*Athena Meneses Kovacs r:+0.58 30.95	15	Britania Desert Dragons	1:03.05	1:04.35	q716
23	Sydney Davids r:+0.60 30.94	16	Riptide	54.19Y	1:04.38	q715
24	Aly Tetzloff r:+0.59 30.22	22	Unattached	1:02.54	1:04.44	q713
25	Krista Wheeler r:+0.59 31.06	17	Cardinal Aquatics	1:03.86	1:04.48	q711
26	Michelle Kaner r:+0.66 31.40	15	Glenbrook Swim Club	1:04.58	1:04.89	q698
27	Annie Galvin r:+0.62 31.32	16	Ames Cyclone Aquatics Club	1:04.29	1:05.21	q688
28	Makayla Poloni r:+0.70 32.02	17	Brea Aquatics	1:03.82	1:06.36	q652
29	Grace Frericks r:+0.68 31.91	16	Black Hawk Area Swim Team	1:04.21	1:06.65	q644
30	Olivia Huffman r:+0.60 32.04	21	Kentucky Aquatics	1:04.10	1:07.27	q626
31	Berit Quass r:+0.64 32.68	17	Greater Des Moines YMCA	55.37Y	1:07.36	q624
32	Pyper Doo r:+0.56 33.08	17	North Suburban Aquatic Club	1:04.35	1:07.59	q617
---	Megan Kingsley Declared false start	23	Athens Bulldog Swim Club/Georgia	1:04.01	DFS	
---	Catie DeLoof Declared false start	23	Team Elite/NYAC	1:00.70	DFS	
---	Mari Kraus	20	Unattached GAME	1:03.43	NS	



MARRIOTT  
BONVOY



Neptune-Benson  
EVOQUA



TYR xfinity



## 2019-20 -TYR Pro Swim Series #3 Des Moines - 3/4/2020 to 3/7/2020

## Results

## Event 22 Men 100 LC Meter Backstroke

<b>World:</b>	<b>51.85</b>	<b>W</b>	<b>8/13/2016</b>	<b>Ryan Murphy</b>	<b>USA</b>
<b>American:</b>	<b>51.85</b>	<b>A</b>	<b>8/13/2016</b>	<b>Ryan Murphy</b>	<b>USA</b>
<b>U.S. Open:</b>	<b>51.94</b>	<b>O</b>	<b>7/8/2009</b>	<b>Aaron Peirsol</b>	<b>Longhorn</b>
<b>Jr World:</b>	<b>52.51</b>	<b>J</b>	<b>8/6/2018</b>	<b>Kliment Kolesnikov</b>	<b>RUS</b>
<b>Pro Swim:</b>	<b>52.40</b>	<b>P</b>	<b>2016</b>	<b>David Plummer</b>	
<b>Trial Cut:</b>	<b>56.59</b>	<b>T</b>			

	Name	Age	Team	Prelim Time	Finals Time	FINA
<b>A - Final</b>						
1	Ryan Murphy	24	California Aquatics	54.91	52.79 T	947
	r:+0.52 25.48		52.79 (27.31)			
2	Jacob Pebley	26	Team Elite	54.71	54.45 T	863
	r:+0.60 26.58		54.45 (27.87)			
3	*Grigory Tarasevich	24	Cardinal Aquatics/Univ Louisville	54.90	54.53	859
	r:+0.55 26.54		54.53 (27.99)			
4	Matt Grevers	34	Tucson Ford Dealers Aquatics	55.75	54.62 T	855
	r:+0.61 26.36		54.62 (28.26)			
5	*Christopher Reid	24	Wolfpack Elite	55.41	54.94	840
	r:+0.63 26.78		54.94 (28.16)			
6	Bryce Bohman	29	Pulling Water, LLC	56.44	55.48 T	816
	r:+0.64 27.06		55.48 (28.42)			
7	Dean Farris	22	Harvard Swimming/TXLA	56.20	56.09 T	789
	r:+0.61 27.15		56.09 (28.94)			
8	Jeff Newkirk	23	Longhorn Aquatics	56.51	56.21 T	784
	r:+0.69 27.30		56.21 (28.91)			
<b>B - Final</b>						
9	Brett Pinfold	24	Aggie Swim Club	57.27	56.43 T	775
	r:+0.53 27.84		56.43 (28.59)			
10	Tom Shields	28	California Aquatics	56.74	56.52 T	772
	r:+0.63 27.52		56.52 (29.00)			
11	Joey Reilman	22	Tennessee Aquatics	57.03	56.67	765
	r:+0.60 27.67		56.67 (29.00)			
12	William Cole	18	Lakeside Swim Team	57.02	56.68	765
	r:+0.57 27.54		56.68 (29.14)			
13	Mateo Miceli	17	Sarpy County Swim Club	57.41	56.85	758
	r:+0.58 28.13		56.85 (28.72)			
14	Ryan Patterson	20	Unattached GWU	57.07	56.94	755
	r:+0.64 27.95		56.94 (28.99)			
15	Luke Barr	16	Sarpy County Swim Club	56.87	57.35	739
	r:+0.54 27.97		57.35 (29.38)			
16	Allen Dempster	18	Unattached Pleassanton	57.28	57.40	737
	r:+0.55 27.87		57.40 (29.53)			
<b>C - Final</b>						
17	Holden Smith	16	Race Pace Club - KY	1:00.76	58.40	699
	r:+0.55 28.00		58.40 (30.40)			



## 2019-20 -TYR Pro Swim Series #3 Des Moines - 3/4/2020 to 3/7/2020

## Results

## Event 22 Men 100 LC Meter Backstroke

<b>World:</b>	<b>51.85</b>	<b>W</b>	<b>8/13/2016</b>	<b>Ryan Murphy</b>	<b>USA</b>
<b>American:</b>	<b>51.85</b>	<b>A</b>	<b>8/13/2016</b>	<b>Ryan Murphy</b>	<b>USA</b>
<b>U.S. Open:</b>	<b>51.94</b>	<b>O</b>	<b>7/8/2009</b>	<b>Aaron Peirsol</b>	<b>Longhorn</b>
<b>Jr World:</b>	<b>52.51</b>	<b>J</b>	<b>8/6/2018</b>	<b>Kliment Kolesnikov</b>	<b>RUS</b>
<b>Pro Swim:</b>	<b>52.40</b>	<b>P</b>	<b>2016</b>	<b>David Plummer</b>	
<b>Trial Cut:</b>	<b>56.59</b>	<b>T</b>			

Name	Age	Team	Seed Time	Prelim Time	FINA
<b>Preliminaries</b>					
1 Jacob Pebley	26	Team Elite	53.40	54.71 T	q851
r:+0.60 26.72	54.71 (27.99)				
2 *Grigory Tarasevich	24	Cardinal Aquatics/Univ Louisville	53.22	54.90	q842
r:+0.57 26.75	54.90 (28.15)				
3 Ryan Murphy	24	California Aquatics	51.94	54.91 T	q841
r:+0.55 27.03	54.91 (27.88)				
4 *Christopher Reid	24	Wolfpack Elite	53.92	55.41	q819
r:+0.65 26.74	55.41 (28.67)				
5 Matt Grevers	34	Tucson Ford Dealers Aquatics	52.55	55.75 T	q804
r:+0.63 26.93	55.75 (28.82)				
6 Dean Farris	22	Harvard Swimming/TXLA	53.93	56.20 T	q785
r:+0.64 27.42	56.20 (28.78)				
7 Bryce Bohman	29	Pulling Water, LLC	55.06	56.44 T	q775
r:+0.58 27.14	56.44 (29.30)				
8 Jeff Newkirk	23	Longhorn Aquatics	57.22	56.51 T	q772
r:+0.65 27.80	56.51 (28.71)				
9 Tom Shields	28	California Aquatics	56.54	56.74	q763
r:+0.62 27.60	56.74 (29.14)				
10 Luke Barr	16	Sarpy County Swim Club	56.53	56.87	q757
r:+0.57 27.55	56.87 (29.32)				
11 William Cole	18	Lakeside Swim Team	57.01	57.02	q751
r:+0.58 27.72	57.02 (29.30)				
12 Joey Reilman	22	Tennessee Aquatics	54.68	57.03	q751
r:+0.62 27.60	57.03 (29.43)				
13 Ryan Patterson	20	Unattached GWU	58.09	57.07	q749
r:+0.63 27.82	57.07 (29.25)				
14 Brett Pinfold	24	Aggie Swim Club	56.79	57.27	q742
r:+0.55 28.00	57.27 (29.27)				
15 Allen Dempster	18	Unattached Pleassanton	56.89	57.28	q741
r:+0.54 27.74	57.28 (29.54)				
16 Mateo Miceli	17	Sarpy County Swim Club	57.62	57.41	q736
r:+0.58 27.40	57.41 (30.01)				
17 Holden Smith	16	Race Pace Club - KY	58.78	1:00.76	q621
r:+0.56 28.65	1:00.76 (32.11)				
18 Samuel Bork	16	Mid Wisconsin Wave Makers	50.73 Y	1:01.02	q613
r:+0.55 29.21	1:01.02 (31.81)				
19 Will Hayon	15	Mid Wisconsin Wave Makers	50.51 Y	1:01.56	q597
r:+0.62 29.28	1:01.56 (32.28)				



MARRIOTT  
BONVOY



Neptune-Benson  
EVOQUA



TYR xfinity

## 2019-20 -TYR Pro Swim Series #3 Des Moines - 3/4/2020 to 3/7/2020

## Results

## Preliminaries ... (Event 22 Men 100 LC Meter Backstroke)

Name	Age	Team	Seed Time	Prelim Time	FINA
20 Abrahm DeVine	23	Team Elite	57.39	1:03.03	q556
r:+0.61 29.20		1:03.03 (33.83)			
--- *Keanan Dols	21	Gator Swim Club	55.78	DFS	
Declared false start					
--- Ryan Lochte	35	Gator Swim Club	54.75	DFS	
Declared false start					
--- Caeleb Dressel	23	Gator Swim Club	58.71	NS	

## Event 23 Women 200 LC Meter Breaststroke

<b>World:</b>	<b>2:19.11</b>	<b>W</b>	<b>8/1/2013</b>	<b>Rikke Moeller Pedersen</b>	<b>DEN</b>
<b>American:</b>	<b>2:19.59</b>	<b>A</b>	<b>8/2/2012</b>	<b>Rebecca Soni</b>	<b>USA Olympic Team</b>
<b>U.S. Open:</b>	<b>2:20.38</b>	<b>O</b>	<b>7/7/2009</b>	<b>Rebecca Soni</b>	<b>Trojan</b>
<b>Jr World:</b>	<b>2:19.64</b>	<b>J</b>	<b>8/30/2015</b>	<b>Viktoria Gunes</b>	<b>TUR</b>
<b>Pro Swim:</b>	<b>2:20.77</b>	<b>P</b>	<b>5/19/2019</b>	<b>Annie Lazor</b>	<b>Mission Viejo Na</b>
<b>Trial Cut:</b>	<b>2:33.29</b>	<b>T</b>			

Name	Age	Team	Prelim Time	Finals Time	FINA
<b>A - Final</b>					
1 Annie Lazor	25	Mission Viejo Nadadores	2:27.08	2:21.67 T	946
r:+0.70 33.15		1:09.90 (36.75) 1:45.76 (35.86)	2:21.67 (35.91)		
2 Lilly King	23	Indiana Swim Club	2:28.98	2:22.95 T	921
r:+0.68 32.13		1:09.75 (37.62) 1:46.24 (36.49)	2:22.95 (36.71)		
3 Bethany Galat	24	Aggie Swim Club	2:31.65	2:26.60 T	854
r:+0.64 33.45		1:11.03 (37.58) 1:48.73 (37.70)	2:26.60 (37.87)		
4 Rachel Bernhardt	24	Gamecock Aquatics	2:29.22	2:27.97 T	830
r:+0.69 34.11		1:12.57 (38.46) 1:50.10 (37.53)	2:27.97 (37.87)		
5 Esther Gonzalez Medina	24	Unattached AGS	2:27.90	2:28.08 T	829
r:+0.70 34.10		1:11.91 (37.81) 1:49.47 (37.56)	2:28.08 (38.61)		
6 *Kierra Smith	26	Scarborough Swim Club	2:30.26	2:28.31	825
r:+0.77 34.11		1:12.41 (38.30) 1:50.40 (37.99)	2:28.31 (37.91)		
7 *Melissa Rodriguez	25	Britania Desert Dragons	2:30.18	2:29.68	802
r:+0.67 33.21		1:12.01 (38.80) 1:51.23 (39.22)	2:29.68 (38.45)		
8 *Laura Morley	23	Bahamas Swimming Federation	2:30.32	2:29.88	799
r:+0.73 34.49		1:12.35 (37.86) 1:50.99 (38.64)	2:29.88 (38.89)		
<b>B - Final</b>					
9 Emma Barksdale	22	Gamecock Aquatics	2:33.38	2:33.09 T	750
r:+0.68 34.27		1:13.36 (39.09) 1:52.68 (39.32)	2:33.09 (40.41)		
10 *Hannah Brunzell	18	Unattached Northwestern	2:32.62	2:34.02	736
r:+0.77 33.90		1:11.98 (38.08) 1:51.47 (39.49)	2:34.02 (42.55)		
11 *Emma Spence	17	Regina Optimist Dolphins Swim	2:37.77	2:34.63	728
34.75		1:14.32 (39.57) 1:54.38 (40.06)	2:34.63 (40.25)		
12 *Jamie Yeung	22	Club Wolverine/HK	2:37.36	2:35.24	719
r:+0.68 34.63		1:14.25 (39.62) 1:54.39 (40.14)	2:35.24 (40.85)		
13 Maggie Papanicholas	14	Glenbrook Swim Club	2:42.95	2:37.76	685
r:+0.70 34.58		1:15.17 (40.59) 1:56.22 (41.05)	2:37.76 (41.54)		
14 Liz Roberts	31	Gamecock Aquatics	2:45.85	2:41.27	641
r:+0.72 35.73		1:16.02 (40.29) 1:57.36 (41.34)	2:41.27 (43.91)		



## 2019-20 -TYR Pro Swim Series #3 Des Moines - 3/4/2020 to 3/7/2020

## Results

## B - Final ... (Event 23 Women 200 LC Meter Breaststroke)

Name	Age	Team	Prelim Time	Finals Time	FINA
15 Reese Dehen	17	Great Wolf Swim Team	2:46.46	2:43.26	618
r:+0.63 36.14	1:18.20 (42.06)	1:59.49 (41.29)	2:43.26 (43.77)		
16 Claire Donan	18	Lakeside Swim Team	2:37.76	2:45.16	597
r:+0.70 33.78	1:12.89 (39.11)	1:59.50 (46.61)	2:45.16 (45.66)		

## C - Final

17 Mary Martin	17	Greater Des Moines YMCA	2:48.51	2:43.73	613
r:+0.77 35.15	1:16.33 (41.18)	1:59.48 (43.15)	2:43.73 (44.25)		

## Event 23 Women 200 LC Meter Breaststroke

<b>World:</b> 2:19.11	<b>W</b> 8/1/2013	<b>Rikke Moeller Pedersen</b>	<b>DEN</b>
<b>American:</b> 2:19.59	<b>A</b> 8/2/2012	<b>Rebecca Soni</b>	<b>USA Olympic Team</b>
<b>U.S. Open:</b> 2:20.38	<b>O</b> 7/7/2009	<b>Rebecca Soni</b>	<b>Trojan</b>
<b>Jr World:</b> 2:19.64	<b>J</b> 8/30/2015	<b>Viktoria Gunes</b>	<b>TUR</b>
<b>Pro Swim:</b> 2:20.77	<b>P</b> 5/19/2019	<b>Annie Lazor</b>	<b>Mission Viejo Na</b>
<b>Trial Cut:</b> 2:33.29	<b>T</b>		

Name	Age	Team	Seed Time	Prelim Time	FINA
<b>Preliminaries</b>					
1 Annie Lazor	25	Mission Viejo Nadadores	2:20.77	2:27.08 T	q846
r:+0.70 33.82	1:11.26 (37.44)	1:48.67 (37.41)	2:27.08 (38.41)		
2 Esther Gonzalez Medina	24	Unattached AGS	2:28.89	2:27.90 T	q832
r:+0.67 34.30	1:12.11 (37.81)	1:49.67 (37.56)	2:27.90 (38.23)		
3 Lilly King	23	Indiana Swim Club	2:21.39	2:28.98 T	q814
r:+0.69 32.57	1:10.57 (38.00)	1:50.08 (39.51)	2:28.98 (38.90)		
4 Rachel Bernhardt	24	Gamecock Aquatics	2:27.99	2:29.22 T	q810
r:+0.73 34.57	1:12.76 (38.19)	1:51.22 (38.46)	2:29.22 (38.00)		
5 *Melissa Rodriguez	25	Britania Desert Dragons	2:25.54	2:30.18	q794
r:+0.67 33.47	1:11.67 (38.20)	1:50.67 (39.00)	2:30.18 (39.51)		
6 *Kierra Smith	26	Scarborough Swim Club	2:23.62	2:30.26	q793
r:+0.78 34.46	1:12.96 (38.50)	1:51.27 (38.31)	2:30.26 (38.99)		
7 *Laura Morley	23	Bahamas Swimming Federation	2:27.83	2:30.32	q792
r:+0.72 34.51	1:12.56 (38.05)	1:50.66 (38.10)	2:30.32 (39.66)		
8 Bethany Galat	24	Aggie Swim Club	2:21.84	2:31.65 T	q771
r:+0.63 34.93	1:13.34 (38.41)	1:51.84 (38.50)	2:31.65 (39.81)		
9 *Hannah Brunzell	18	Unattached Northwestern	2:30.68	2:32.62	q757
r:+0.75 34.63	1:13.29 (38.66)	1:52.01 (38.72)	2:32.62 (40.61)		
10 Emma Barksdale	22	Gamecock Aquatics	2:28.36	2:33.38	q746
r:+0.69 35.09	1:14.26 (39.17)	1:53.29 (39.03)	2:33.38 (40.09)		
11 *Jamie Yeung	22	Club Wolverine/HK	2:29.81	2:37.36	q690
r:+0.55 36.03	1:15.91 (39.88)	1:56.45 (40.54)	2:37.36 (40.91)		
12 Claire Donan	18	Lakeside Swim Team	2:30.67	2:37.76	q685
r:+0.69 34.98	1:14.31 (39.33)	1:54.97 (40.66)	2:37.76 (42.79)		
13 *Emma Spence	17	Regina Optimist Dolphins Swim	2:31.80	2:37.77	q685
r:+0.62 34.96	1:14.39 (39.43)	1:55.08 (40.69)	2:37.77 (42.69)		
14 *Rebecca Kamau	20	Unattached Northwestern	2:14.61 Y	2:41.33	q641
r:+0.71 36.11	1:16.67 (40.56)	1:58.31 (41.64)	2:41.33 (43.02)		
15 Maggie Papanicholas	14	Glenbrook Swim Club	2:36.48	2:42.95	q622
35.23	1:15.81 (40.58)	1:58.69 (42.88)	2:42.95 (44.26)		



## 2019-20 TYR Pro Swim Series #3 Des Moines - 3/4/2020 to 3/7/2020

## Results

## Preliminaries ... (Event 23 Women 200 LC Meter Breaststroke)

Name	Age	Team	Seed Time	Prelim Time	FINA
16 Liz Roberts	31	Gamecock Aquatics	2:38.51	2:45.85	q590
r:+0.75 36.78		1:19.76 (42.98)	2:02.12 (42.36)	2:45.85 (43.73)	
17 Reese Dehen	17	Great Wolf Swim Team	2:36.70	2:46.46	q583
r:+0.63 37.03		1:19.55 (42.52)	2:02.06 (42.51)	2:46.46 (44.40)	
18 Mary Martin	17	Greater Des Moines YMCA	2:16.34 Y	2:48.51	q562
r:+0.79 36.44		1:18.58 (42.14)	2:02.91 (44.33)	2:48.51 (45.60)	
--- Ella Welch	16	Cardinal Aquatics	2:17.27 Y	DFS	
Declared false start					
--- Molly Hannis	27	Tennessee Aquatics	2:26.21	NS	

## Event 24 Men 200 LC Meter Breaststroke

<b>World:</b>	<b>2:06.12</b>	<b>W</b>	<b>7/26/2019</b>	<b>Anton Chupkov</b>	<b>RUS</b>
<b>American:</b>	<b>2:07.17</b>	<b>A</b>	<b>6/30/2016</b>	<b>Josh Prenot</b>	<b>Cal Aquatics</b>
<b>U.S. Open:</b>	<b>2:07.17</b>	<b>O</b>	<b>6/30/2016</b>	<b>Josh Prenot</b>	<b>Cal Aquatics</b>
<b>Jr World:</b>	<b>2:07.35</b>	<b>J</b>	<b>9/1/2017</b>	<b>Qin Haiyang</b>	<b>CHN</b>
<b>Pro Swim:</b>	<b>2:08.95</b>	<b>P</b>	<b>2018</b>	<b>Andrew Wilson</b>	
<b>Trial Cut:</b>	<b>2:17.89</b>	<b>T</b>			

Name	Age	Team	Prelim Time	Finals Time	FINA
<b>A - Final</b>					
1 Nic Fink	26	Athens Bulldog Swim Club/Georgia	2:13.35	2:09.87 T	927
r:+0.70 29.92		1:03.58 (33.66)	1:36.60 (33.02)	2:09.87 (33.27)	
2 Chase Kalisz	25	Athens Bulldog Swim Club/Georgia	2:12.81	2:11.61 T	891
r:+0.73 29.91		1:03.65 (33.74)	1:37.87 (34.22)	2:11.61 (33.74)	
3 Kevin Cordes	26	Athens Bulldog Swim Club	2:12.10	2:11.99 T	883
r:+0.70 29.64		1:02.97 (33.33)	1:36.84 (33.87)	2:11.99 (35.15)	
4 Cody Miller	28	Sandpipers Of Nevada	2:14.67	2:12.54 T	872
r:+0.66 29.86		1:03.33 (33.47)	1:37.61 (34.28)	2:12.54 (34.93)	
5 *Carlos Claverie	23	Cardinal Aquatics/VEN/UofL	2:16.04	2:13.83	847
r:+0.75 30.12		1:04.20 (34.08)	1:38.69 (34.49)	2:13.83 (35.14)	
6 Jonathan Tybur	23	Aggie Swim Club	2:15.80	2:14.81 T	829
r:+0.67 29.97		1:04.90 (34.93)	1:38.80 (33.90)	2:14.81 (36.01)	
7 Nick Zito	25	FMC Aquatic	2:15.98	2:15.38 T	819
r:+0.70 30.03		1:04.29 (34.26)	1:39.38 (35.09)	2:15.38 (36.00)	
8 *Miguel Chavez	25	Team Elite	2:15.63	2:16.85	793
r:+0.66 30.26		1:05.31 (35.05)	1:40.33 (35.02)	2:16.85 (36.52)	
<b>B - Final</b>					
9 *Nils Wich-Glasen	25	Unattached GAME	2:16.31	2:14.69	831
r:+0.72 30.86		1:04.72 (33.86)	1:39.30 (34.58)	2:14.69 (35.39)	
10 *Tyler Christianson	18	Naval Academy Aquatic Club	2:18.76	2:15.95	808
r:+0.60 31.00		1:06.22 (35.22)	1:41.10 (34.88)	2:15.95 (34.85)	
11 *Mauro Castillo Luna	24	Aggie Swim Club	2:18.66	2:16.76	794
r:+0.65 30.94		1:05.74 (34.80)	1:41.17 (35.43)	2:16.76 (35.59)	
12 Ben Cono	23	Gamecock Aquatics	2:18.27	2:17.23 T	786
r:+0.67 30.87		1:05.57 (34.70)	1:41.30 (35.73)	2:17.23 (35.93)	
13 Conner McHugh	24	Unattached	2:19.32	2:17.72 T	778
r:+0.73 30.71		1:05.97 (35.26)	1:41.42 (35.45)	2:17.72 (36.30)	



## 2019-20 -TYR Pro Swim Series #3 Des Moines - 3/4/2020 to 3/7/2020

## Results

## B - Final ... (Event 24 Men 200 LC Meter Breaststroke)

Name	Age	Team	Prelim Time	Finals Time	FINA
14 Scooter Iida	17	Glenbrook Swim Club	2:18.86	2:17.81 T	776
r:+0.65 31.34	1:06.32 (34.98)	1:42.24 (35.92)	2:17.81 (35.57)		
15 Brandon Fischer	31	Livermore Aqua Cowboys	2:19.62	2:17.90	775
r:+0.78 31.56	1:06.86 (35.30)	1:42.35 (35.49)	2:17.90 (35.55)		
16 Alex Brehm	17	Lakeside Swim Team	2:19.44	2:18.66	762
r:+0.65 31.51	1:06.22 (34.71)	1:41.68 (35.46)	2:18.66 (36.98)		

## C - Final

17 Andrew Wilson	26	Athens Bulldog Swim Club	2:20.00	2:15.38 T	819
r:+0.64 29.83	1:03.37 (33.54)	1:38.59 (35.22)	2:15.38 (36.79)		
18 Justin Winnett	24	Indiana Swim Club	2:21.18	2:20.19	737
r:+0.70 30.85	1:06.11 (35.26)	1:41.96 (35.85)	2:20.19 (38.23)		
19 *Youssef Elkamash	24	Egypt	2:21.94	2:20.57	731
r:+0.67 31.95	1:08.17 (36.22)	1:44.07 (35.90)	2:20.57 (36.50)		
20 Kyle Barker	19	Kentucky Aquatics	2:24.92	2:23.11	693
r:+0.62 32.07	1:08.49 (36.42)	1:45.49 (37.00)	2:23.11 (37.62)		

## Event 24 Men 200 LC Meter Breaststroke

<b>World:</b>	<b>2:06.12</b>	<b>W</b>	<b>7/26/2019</b>	<b>Anton Chupkov</b>	<b>RUS</b>
<b>American:</b>	<b>2:07.17</b>	<b>A</b>	<b>6/30/2016</b>	<b>Josh Prenot</b>	<b>Cal Aquatics</b>
<b>U.S. Open:</b>	<b>2:07.17</b>	<b>O</b>	<b>6/30/2016</b>	<b>Josh Prenot</b>	<b>Cal Aquatics</b>
<b>Jr World:</b>	<b>2:07.35</b>	<b>J</b>	<b>9/1/2017</b>	<b>Qin Haiyang</b>	<b>CHN</b>
<b>Pro Swim:</b>	<b>2:08.95</b>	<b>P</b>	<b>2018</b>	<b>Andrew Wilson</b>	
<b>Trial Cut:</b>	<b>2:17.89</b>	<b>T</b>			

Name	Age	Team	Seed Time	Prelim Time	FINA
<b>Preliminaries</b>					
1 Kevin Cordes	26	Athens Bulldog Swim Club	2:09.58	2:12.10 T	q881
r:+0.70 30.03	1:04.29 (34.26)	1:37.88 (33.59)	2:12.10 (34.22)		
2 Chase Kalisz	25	Athens Bulldog Swim Club/Georgia	2:09.90	2:12.81 T	q867
r:+0.72 29.87	1:04.06 (34.19)	1:38.15 (34.09)	2:12.81 (34.66)		
3 Nic Fink	26	Athens Bulldog Swim Club/Georgia	2:08.16	2:13.35 T	q857
r:+0.72 30.43	1:04.39 (33.96)	1:38.84 (34.45)	2:13.35 (34.51)		
4 Cody Miller	28	Sandpipers Of Nevada	2:08.98	2:14.67 T	q832
r:+0.69 30.46	1:04.82 (34.36)	1:39.59 (34.77)	2:14.67 (35.08)		
5 *Miguel Chavez	25	Team Elite	2:13.76	2:15.63	q814
r:+0.68 30.75	1:05.02 (34.27)	1:39.53 (34.51)	2:15.63 (36.10)		
6 Jonathan Tybur	23	Aggie Swim Club	2:10.55	2:15.80 T	q811
r:+0.70 30.27	1:05.03 (34.76)	1:39.55 (34.52)	2:15.80 (36.25)		
7 Nick Zito	25	FMC Aquatic	2:13.17	2:15.98 T	q808
r:+0.74 30.35	1:05.10 (34.75)	1:40.45 (35.35)	2:15.98 (35.53)		
8 *Carlos Claverie	23	Cardinal Aquatics/VEN/UofL	2:11.71	2:16.04	q807
r:+0.72 30.89	1:05.55 (34.66)	1:40.33 (34.78)	2:16.04 (35.71)		
9 *Nils Wich-Glasen	25	Unattached GAME	2:15.87	2:16.31	q802
r:+0.70 30.59	1:05.06 (34.47)	1:40.31 (35.25)	2:16.31 (36.00)		
10 Ben Cono	23	Gamecock Aquatics	2:17.93	2:18.27	q768
r:+0.67 31.27	1:06.29 (35.02)	1:42.12 (35.83)	2:18.27 (36.15)		
11 *Mauro Castillo Luna	24	Aggie Swim Club	2:12.13	2:18.66	q762
r:+0.63 31.45	1:06.98 (35.53)	1:42.83 (35.85)	2:18.66 (35.83)		



## 2019-20 -TYR Pro Swim Series #3 Des Moines - 3/4/2020 to 3/7/2020

## Results

## Preliminaries ... (Event 24 Men 200 LC Meter Breaststroke)

Name	Age	Team	Seed Time	Prelim Time	FINA
12 *Tyler Christianson	18	Naval Academy Aquatic Club	2:15.79	2:18.76	q760
r:+0.56 31.53	1:07.26 (35.73)	1:42.68 (35.42)	2:18.76 (36.08)		
13 Scooter Iida	17	Glenbrook Swim Club	2:17.96	2:18.86	q759
r:+0.67 30.95	1:05.87 (34.92)	1:41.84 (35.97)	2:18.86 (37.02)		
14 Conner McHugh	24	Unattached	2:13.81	2:19.32	q751
r:+0.73 31.09	1:06.26 (35.17)	1:42.30 (36.04)	2:19.32 (37.02)		
15 Alex Brehm	17	Lakeside Swim Team	2:18.85	2:19.44	q749
r:+0.66 31.51	1:06.95 (35.44)	1:43.09 (36.14)	2:19.44 (36.35)		
16 Brandon Fischer	31	Livermore Aqua Cowboys	2:11.91	2:19.62	q746
r:+0.68 31.43	1:06.30 (34.87)	1:42.04 (35.74)	2:19.62 (37.58)		
17 Andrew Wilson	26	Athens Bulldog Swim Club	2:07.77	2:20.00	q740
r:+0.65 30.85	1:06.06 (35.21)	1:42.33 (36.27)	2:20.00 (37.67)		
18 Justin Winnett	24	Indiana Swim Club	2:18.69	2:21.18	q722
r:+0.67 30.39	1:05.59 (35.20)	1:42.49 (36.90)	2:21.18 (38.69)		
19 *Youssef Elkamash	24	Egypt	2:14.83	2:21.94	q710
r:+0.67 33.17	1:09.39 (36.22)	1:45.23 (35.84)	2:21.94 (36.71)		
20 James Doromal	17	NWDupage YMCA / B.R. Ryall S	2:22.33	2:24.24	q677
r:+0.76 32.00	1:08.25 (36.25)	1:45.70 (37.45)	2:24.24 (38.54)		
21 Kyle Barker	19	Kentucky Aquatics	2:18.33	2:24.92	q667
r:+0.61 32.34	1:08.58 (36.24)	1:46.28 (37.70)	2:24.92 (38.64)		
--- *Jonathan Rutter	23	Unattached PRVT	2:14.35	DQ	
r:+0.67 30.93	1:05.38 (34.45)	1:40.74 (35.36)	DQ (35.84)		
--- Grant House	21	Sun Devil Swimming	2:21.87	DFS	
Declared false start					

## Event 25 Women 200 LC Meter IM

<b>World:</b>	<b>2:06.12</b>	<b>W</b>	<b>8/3/2015</b>	<b>Katinka Hosszu</b>	<b>HUN</b>
<b>American:</b>	<b>2:06.15</b>	<b>A</b>	<b>7/27/2009</b>	<b>Ariana Kukors</b>	<b>USA</b>
<b>U.S. Open:</b>	<b>2:08.32</b>	<b>O</b>	<b>7/29/2018</b>	<b>Kathleen Baker</b>	<b>Team Elite-NC</b>
<b>Jr World:</b>	<b>2:09.94</b>	<b>J</b>	<b>6/9/2019</b>	<b>Kaylee McKeown</b>	<b>AUS</b>
<b>Pro Swim:</b>	<b>2:08.66</b>	<b>P</b>	<b>2015</b>	<b>Katinka Hosszu</b>	
<b>Trial Cut:</b>	<b>2:17.39</b>	<b>T</b>			

Name	Age	Team	Prelim Time	Finals Time	FINA
<b>A - Final</b>					
*1 Madisyn Cox	24	Longhorn Aquatics	2:12.33	2:09.03J	933
r:+0.66 27.97	1:01.43 (33.46)	1:38.31 (36.88)	2:09.03 (30.72)		
*1 Melanie Margalis	28	Saint Petersburg Aquatics/Georgia	2:12.67	2:09.03J	933
r:+0.64 28.51	1:01.79 (33.28)	1:38.44 (36.65)	2:09.03 (30.59)		
3 Leah Smith	24	Tucson Ford Dealers Aquatics	2:13.13	2:13.60T	841
r:+0.68 28.95	1:05.07 (36.12)	1:43.04 (37.97)	2:13.60 (30.56)		
4 Justina Kozan	16	Brea Aquatics	2:16.11	2:14.53T	823
r:+0.68 28.63	1:05.76 (37.13)	1:44.50 (38.74)	2:14.53 (30.03)		
5 Hali Flickinger	25	Sun Devil Swimming	2:14.78	2:14.92T	816
r:+0.63 28.82	1:04.36 (35.54)	1:44.02 (39.66)	2:14.92 (30.90)		
6 Megan Kingsley	23	Athens Bulldog Swim Club/Georgia	2:15.94	2:15.46T	807
r:+0.53 28.75	1:03.14 (34.39)	1:43.54 (40.40)	2:15.46 (31.92)		



## 2019-20 -TYR Pro Swim Series #3 Des Moines - 3/4/2020 to 3/7/2020

## Results

## A - Final ... (Event 25 Women 200 LC Meter IM)

Name	Age	Team	Prelim Time	Finals Time	FINA
7 Bethany Galat	24	Aggie Swim Club	2:17.22	2:15.70 T	802
r:+0.65 28.83	1:05.26 (36.43)	1:43.22 (37.96)	2:15.70 (32.48)		
8 Emma Barksdale	22	Gamecock Aquatics	2:16.18	2:16.34 T	791
r:+0.69 29.31	1:04.95 (35.64)	1:44.36 (39.41)	2:16.34 (31.98)		

## B - Final

9 Katie McLaughlin	22	California Aquatics	2:18.67	2:16.85 T	782
r:+0.73 28.10	1:03.38 (35.28)	1:46.90 (43.52)	2:16.85 (29.95)		
10 *Monika Gonzalez-Hermosillo	24	Aggie Swim Club	2:17.22	2:17.77	767
r:+0.71 29.81	1:05.29 (35.48)	1:45.53 (40.24)	2:17.77 (32.24)		
11 Mariah Denigan	16	Lakeside Swim Team	2:19.63	2:18.67	752
r:+0.72 31.08	1:06.47 (35.39)	1:47.36 (40.89)	2:18.67 (31.31)		
12 *Laura Morley	23	Bahamas Swimming Federation	2:21.00	2:19.51	738
r:+0.72 31.21	1:07.96 (36.75)	1:46.52 (38.56)	2:19.51 (32.99)		
13 Annabel Crush	17	Lakeside Swim Team	2:21.35	2:19.68	736
r:+0.75 30.16	1:06.15 (35.99)	1:47.29 (41.14)	2:19.68 (32.39)		
14 *Jamie Yeung	22	Club Wolverine/HK	2:19.80	2:20.20	727
r:+0.69 30.32	1:09.14 (38.82)	1:47.10 (37.96)	2:20.20 (33.10)		
15 Claire Donan	18	Lakeside Swim Team	2:20.67	2:20.74	719
r:+0.70 30.66	1:06.99 (36.33)	1:47.58 (40.59)	2:20.74 (33.16)		
16 Megan Hutchins	14	Riptide	2:21.61	2:21.14	713
r:+0.71 30.59	1:05.24 (34.65)	1:48.15 (42.91)	2:21.14 (32.99)		

## Event 25 Women 200 LC Meter IM

<b>World:</b>	<b>2:06.12</b>	<b>W</b>	<b>8/3/2015</b>	<b>Katinka Hosszu</b>	<b>HUN</b>
<b>American:</b>	<b>2:06.15</b>	<b>A</b>	<b>7/27/2009</b>	<b>Ariana Kukors</b>	<b>USA</b>
<b>U.S. Open:</b>	<b>2:08.32</b>	<b>O</b>	<b>7/29/2018</b>	<b>Kathleen Baker</b>	<b>Team Elite-NC</b>
<b>Jr World:</b>	<b>2:09.94</b>	<b>J</b>	<b>6/9/2019</b>	<b>Kaylee McKeown</b>	<b>AUS</b>
<b>Pro Swim:</b>	<b>2:08.66</b>	<b>P</b>	<b>2015</b>	<b>Katinka Hosszu</b>	
<b>Trial Cut:</b>	<b>2:17.39</b>	<b>T</b>			

Name	Age	Team	Seed Time	Prelim Time	FINA
<b>Preliminaries</b>					
1 Madisyn Cox	24	Longhorn Aquatics	2:09.88	2:12.33 T	q865
r:+0.67 28.70	1:03.51 (34.81)	1:41.47 (37.96)	2:12.33 (30.86)		
2 Melanie Margalis	28	Saint Petersburg Aquatics/Georgia	2:08.84	2:12.67 T	q859
r:+0.64 28.35	1:01.61 (33.26)	1:39.41 (37.80)	2:12.67 (33.26)		
3 Leah Smith	24	Tucson Ford Dealers Aquatics	2:14.34	2:13.13 T	q850
r:+0.70 28.97	1:03.71 (34.74)	1:42.23 (38.52)	2:13.13 (30.90)		
4 Regan Smith	18	Riptide	2:20.18	2:13.18 T	q849
r:+0.70 27.77	59.69 (31.92)	1:42.25 (42.56)	2:13.18 (30.93)		
5 Hali Flickinger	25	Sun Devil Swimming	2:12.62	2:14.78 T	q819
r:+0.72 28.71	1:03.91 (35.20)	1:43.86 (39.95)	2:14.78 (30.92)		
6 Megan Kingsley	23	Athens Bulldog Swim Club/Georgia	2:14.31	2:15.94 T	q798
r:+0.58 28.58	1:03.30 (34.72)	1:43.74 (40.44)	2:15.94 (32.20)		
7 Justina Kozan	16	Brea Aquatics	2:11.55	2:16.11 T	q795
r:+0.66 28.66	1:04.65 (35.99)	1:44.78 (40.13)	2:16.11 (31.33)		
8 Emma Barksdale	22	Gamecock Aquatics	2:11.97	2:16.18 T	q794
r:+0.74 29.24	1:05.32 (36.08)	1:44.56 (39.24)	2:16.18 (31.62)		





## 2019-20 -TYR Pro Swim Series #3 Des Moines - 3/4/2020 to 3/7/2020

## Results

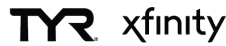
## Preliminaries ... (Event 25 Women 200 LC Meter IM)

Name	Age	Team	Seed Time	Prelim Time	FINA
9 Bethany Galat	24	Aggie Swim Club	2:12.64	2:17.22 T	q776
r:+0.62 28.47	1:05.75 (37.28)	1:44.31 (38.56)	2:17.22 (32.91)		
10 *Monika Gonzalez-Hermosillo	24	Aggie Swim Club	2:14.16	2:17.22	q776
r:+0.75 29.41	1:04.70 (35.29)	1:44.96 (40.26)	2:17.22 (32.26)		
11 Lisa Bratton	23	Aggie Swim Club	2:14.07	2:17.24 T	q776
r:+0.71 30.00	1:04.19 (34.19)	1:45.13 (40.94)	2:17.24 (32.11)		
12 Katie McLaughlin	22	California Aquatics	2:15.57	2:18.67	q752
r:+0.71 28.15	1:03.03 (34.88)	1:48.31 (45.28)	2:18.67 (30.36)		
13 Mariah Denigan	16	Lakeside Swim Team	2:19.88	2:19.63	q736
r:+0.69 31.03	1:06.07 (35.04)	1:47.67 (41.60)	2:19.63 (31.96)		
14 *Jamie Yeung	22	Club Wolverine/HK	2:17.48	2:19.80	q734
r:+0.67 30.61	1:09.28 (38.67)	1:47.43 (38.15)	2:19.80 (32.37)		
15 Claire Donan	18	Lakeside Swim Team	2:17.92	2:20.67	q720
r:+0.71 30.80	1:06.86 (36.06)	1:47.36 (40.50)	2:20.67 (33.31)		
16 *Laura Morley	23	Bahamas Swimming Federation	2:18.54	2:21.00	q715
r:+0.71 31.02	1:08.57 (37.55)	1:47.37 (38.80)	2:21.00 (33.63)		
17 Annabel Crush	17	Lakeside Swim Team	2:20.16	2:21.35	q710
r:+0.79 30.50	1:06.39 (35.89)	1:48.75 (42.36)	2:21.35 (32.60)		
18 Megan Hutchins	14	Riptide	2:21.50	2:21.61	q706
r:+0.68 31.20	1:06.21 (35.01)	1:48.44 (42.23)	2:21.61 (33.17)		
19 Meaghan Raab	23	Nashville Aquatic Club/Georgia	2:13.33	2:21.79	q703
r:+0.71 29.81	1:06.34 (36.53)	1:48.04 (41.70)	2:21.79 (33.75)		
20 *Ilektra Lebl	21	Unattached Northwestern	2:17.41	2:24.48	q665
r:+0.71 29.79	1:06.65 (36.86)	1:50.77 (44.12)	2:24.48 (33.71)		
21 Emily Lenihan	17	Lakeside Swim Team	2:18.97	2:26.41	q639
r:+0.72 29.90	1:06.47 (36.57)	1:52.51 (46.04)	2:26.41 (33.90)		
22 Reese Dehen	17	Great Wolf Swim Team	2:21.87	2:31.34	q578
r:+0.61 31.98	1:11.46 (39.48)	1:55.36 (43.90)	2:31.34 (35.98)		
--- *Mckenna Debever	23	Aggie Swim Club	2:15.48	NS	
--- Ally McHugh	22	Wisconsin Aquatics	2:16.59	NS	

## Event 26 Men 200 LC Meter IM

<b>World:</b>	<b>1:54.00</b>	<b>W</b>	<b>7/28/2011</b>	<b>Ryan Lochte</b>	<b>USA</b>
<b>American:</b>	<b>1:54.00</b>	<b>A</b>	<b>7/28/2011</b>	<b>Ryan Lochte</b>	<b>USA</b>
<b>U.S. Open:</b>	<b>1:54.56</b>	<b>O</b>	<b>7/10/2009</b>	<b>Ryan Lochte</b>	<b>Daytona Beach</b>
<b>Jr World:</b>	<b>1:57.06</b>	<b>J</b>	<b>7/27/2017</b>	<b>Qin Haiyang</b>	<b>CHN</b>
<b>Pro Swim:</b>	<b>1:56.32</b>	<b>P</b>	<b>2012</b>	<b>Michael Phelps</b>	
<b>Trial Cut:</b>	<b>2:04.09</b>	<b>T</b>			

Name	Age	Team	Prelim Time	Finals Time	FINA
<b>A - Final</b>					
1 Michael Andrew	20	Race Pace Club	1:58.79	1:56.83 J	929
r:+0.67 24.07	53.22 (29.15)	1:26.69 (33.47)	1:56.83 (30.14)		
2 Andrew Seliskar	23	California Aquatics	2:00.60	1:58.01 T	901
r:+0.63 25.09	55.87 (30.78)	1:30.04 (34.17)	1:58.01 (27.97)		
3 *Jacob Heidtmann	25	Team Elite	2:00.31	1:59.78	862
r:+0.71 25.92	57.14 (31.22)	1:31.43 (34.29)	1:59.78 (28.35)		



## 2019-20 -TYR Pro Swim Series #3 Des Moines - 3/4/2020 to 3/7/2020

## Results

## A - Final ... (Event 26 Men 200 LC Meter IM)

Name	Age	Team	Prelim Time	Finals Time	FINA
4 Gunnar Bentz	24	Dynamo Swim Club	2:00.87	2:00.28 T	851
r:+0.70 25.42	57.15 (31.73)	1:32.03 (34.88)	2:00.28 (28.25)		
5 Grant House	21	Sun Devil Swimming	2:02.02	2:00.78 T	840
r:+0.66 25.33	56.90 (31.57)	1:32.28 (35.38)	2:00.78 (28.50)		
6 John Shebat	23	New York Athletic Club	2:02.13	2:01.22 T	831
r:+0.65 25.38	56.16 (30.78)	1:31.55 (35.39)	2:01.22 (29.67)		
7 Ryan Lochte	35	Gator Swim Club	2:00.95	2:01.60 T	823
r:+0.64 25.42	55.79 (30.37)	1:31.70 (35.91)	2:01.60 (29.90)		
8 *Hsing-Hao Wang	20	Team Elite	2:02.43	2:05.42	750
r:+0.64 25.93	57.82 (31.89)	1:34.81 (36.99)	2:05.42 (30.61)		

## B - Final

9 Jay Litherland	24	Dynamo Swim Club	2:02.48	2:01.51 T	825
r:+0.70 26.08	56.59 (30.51)	1:32.62 (36.03)	2:01.51 (28.89)		
10 Jacob Pebley	26	Team Elite	2:03.18	2:01.95 T	816
r:+0.68 25.91	55.86 (29.95)	1:32.84 (36.98)	2:01.95 (29.11)		
11 *Emils Pone	22	Unattached GWU	2:03.79	2:03.13	793
r:+0.63 26.86	58.35 (31.49)	1:34.01 (35.66)	2:03.13 (29.12)		
12 Zach Harting	22	Cardinal Aquatics/HSA/UofL	2:05.97	2:03.91 T	778
r:+0.65 25.82	57.94 (32.12)	1:35.50 (37.56)	2:03.91 (28.41)		
13 *Vini Lanza	22	Mission Viejo Nadadores	2:02.47	2:04.08	775
r:+0.66 25.48	57.84 (32.36)	1:34.64 (36.80)	2:04.08 (29.44)		
14 *Tyler Christianson	18	Naval Academy Aquatic Club	2:07.36	2:07.88	708
r:+0.61 27.61	1:02.03 (34.42)	1:37.32 (35.29)	2:07.88 (30.56)		
15 Vincent Cheng	17	Brea Aquatics	2:08.93	2:08.90	691
r:+0.58 27.13	1:00.18 (33.05)	1:38.75 (38.57)	2:08.90 (30.15)		

## C - Final

17 James Doromal	17	NWDupage YMCA / B.R. Ryall S	2:11.35	2:06.84	726
r:+0.68 27.59	1:00.06 (32.47)	1:36.17 (36.11)	2:06.84 (30.67)		
18 Jack Anderson	16	Lakeside Swim Team	2:09.55	2:07.42	716
r:+0.64 26.81	59.76 (32.95)	1:37.42 (37.66)	2:07.42 (30.00)		
19 Conner Kang	18	Lakeside Swim Team	2:11.25	2:09.59	680
r:+0.60 27.11	1:00.50 (33.39)	1:38.36 (37.86)	2:09.59 (31.23)		
20 *Keanan Dols	21	Gator Swim Club	2:10.79	2:09.88	676
r:+0.64 27.44	1:00.36 (32.92)	1:39.08 (38.72)	2:09.88 (30.80)		
21 Holden Smith	16	Race Pace Club - KY	2:11.03	2:18.11	562
r:+0.65 27.63	1:02.59 (34.96)	1:44.20 (41.61)	2:18.11 (33.91)		

## B - Final

--- *Brian Palaschuk	22	Regina Optimist Dolphins Swim	2:04.57	DQ	
r:+0.66 26.65	58.43 (31.78)	1:34.89 (36.46)	DQ (29.73)		



## 2019-20 -TYR Pro Swim Series #3 Des Moines - 3/4/2020 to 3/7/2020

## Results

## Event 26 Men 200 LC Meter IM

<b>World:</b>	<b>1:54.00</b>	<b>W</b>	<b>7/28/2011</b>	<b>Ryan Lochte</b>	<b>USA</b>
<b>American:</b>	<b>1:54.00</b>	<b>A</b>	<b>7/28/2011</b>	<b>Ryan Lochte</b>	<b>USA</b>
<b>U.S. Open:</b>	<b>1:54.56</b>	<b>O</b>	<b>7/10/2009</b>	<b>Ryan Lochte</b>	<b>Daytona Beach</b>
<b>Jr World:</b>	<b>1:57.06</b>	<b>J</b>	<b>7/27/2017</b>	<b>Qin Haiyang</b>	<b>CHN</b>
<b>Pro Swim:</b>	<b>1:56.32</b>	<b>P</b>	<b>2012</b>	<b>Michael Phelps</b>	
<b>Trial Cut:</b>	<b>2:04.09</b>	<b>T</b>			

Name	Age	Team	Seed Time	Prelim Time	FINA
<b>Preliminaries</b>					
1 Michael Andrew	20	Race Pace Club	1:57.49	1:58.79 T	q883
r:+0.67 24.45	54.13 (29.68)	1:28.49 (34.36)	1:58.79 (30.30)		
2 *Jacob Heidtmann	25	Team Elite	2:01.39	2:00.31	q850
r:+0.69 25.88	57.24 (31.36)	1:31.94 (34.70)	2:00.31 (28.37)		
3 Andrew Seliskar	23	California Aquatics	1:58.23	2:00.60 T	q844
r:+0.64 25.44	56.63 (31.19)	1:31.44 (34.81)	2:00.60 (29.16)		
4 Gunnar Bentz	24	Dynamo Swim Club	1:58.23	2:00.87 T	q838
r:+0.69 25.50	57.08 (31.58)	1:32.38 (35.30)	2:00.87 (28.49)		
5 Ryan Lochte	35	Gator Swim Club	1:57.76	2:00.95 T	q837
r:+0.64 25.60	57.30 (31.70)	1:32.18 (34.88)	2:00.95 (28.77)		
6 Grant House	21	Sun Devil Swimming	2:00.05	2:02.02 T	q815
r:+0.68 25.88	57.72 (31.84)	1:33.70 (35.98)	2:02.02 (28.32)		
7 John Shebat	23	New York Athletic Club	1:59.24	2:02.13 T	q813
r:+0.68 25.70	57.58 (31.88)	1:32.67 (35.09)	2:02.13 (29.46)		
8 *Hsing-Hao Wang	20	Team Elite	2:02.33	2:02.43	q807
r:+0.59 26.31	58.10 (31.79)	1:33.46 (35.36)	2:02.43 (28.97)		
9 *Vini Lanza	22	Mission Viejo Nadadores	1:58.10	2:02.47	q806
r:+0.65 25.36	57.25 (31.89)	1:33.29 (36.04)	2:02.47 (29.18)		
10 Jay Litherland	24	Dynamo Swim Club	1:58.97	2:02.48 T	q806
r:+0.72 26.28	56.83 (30.55)	1:33.42 (36.59)	2:02.48 (29.06)		
11 Jacob Pebley	26	Team Elite	2:00.14	2:03.18 T	q792
r:+0.69 26.68	58.20 (31.52)	1:34.15 (35.95)	2:03.18 (29.03)		
12 *Emils Pone	22	Unattached GWU	2:05.34	2:03.79	q781
r:+0.64 27.22	59.16 (31.94)	1:34.85 (35.69)	2:03.79 (28.94)		
13 *Brian Palaschuk	22	Regina Optimist Dolphins Swim	2:03.80	2:04.57	q766
r:+0.67 26.74	58.34 (31.60)	1:34.98 (36.64)	2:04.57 (29.59)		
14 Zach Harting	22	Cardinal Aquatics/HSA/UofL	2:08.33	2:05.97	q741
r:+0.65 25.95	58.88 (32.93)	1:36.90 (38.02)	2:05.97 (29.07)		
15 Abrahm DeVine	23	Team Elite	1:57.41	2:06.96	q723
r:+0.68 26.71	1:00.02 (33.31)	1:36.54 (36.52)	2:06.96 (30.42)		
16 *Tyler Christianson	18	Naval Academy Aquatic Club	2:03.16	2:07.36	q717
r:+0.59 27.38	1:00.83 (33.45)	1:36.51 (35.68)	2:07.36 (30.85)		
17 Vincent Cheng	17	Brea Aquatics	1:48.54 Y	2:08.93	q691
r:+0.59 27.41	40.16 (12.75)	1:39.26 (59.10)	2:08.93 (29.67)		
18 Jack Anderson	16	Lakeside Swim Team	2:08.05	2:09.55	q681
r:+0.64 27.14	1:00.65 (33.51)	1:39.06 (38.41)	2:09.55 (30.49)		
19 *Keanan Dols	21	Gator Swim Club	2:03.66	2:10.79	q662
r:+0.64 27.61	1:00.73 (33.12)	1:39.85 (39.12)	2:10.79 (30.94)		



## 2019-20 -TYR Pro Swim Series #3 Des Moines - 3/4/2020 to 3/7/2020

## Results

## Preliminaries ... (Event 26 Men 200 LC Meter IM)

Name	Age	Team	Seed Time	Prelim Time	FINA
20 Holden Smith	16	Race Pace Club - KY	2:07.57	2:11.03	q658
r:+0.63 27.06	1:00.50 (33.44)	1:40.04 (39.54)	2:11.03 (30.99)		
21 Conner Kang	18	Lakeside Swim Team	2:07.83	2:11.25	q655
r:+0.64 27.18	1:01.57 (34.39)	1:39.63 (38.06)	2:11.25 (31.62)		
22 James Doromal	17	NWDupage YMCA / B.R. Ryall S	2:08.80	2:11.35	q653
r:+0.73 28.06	1:02.36 (34.30)	1:39.72 (37.36)	2:11.35 (31.63)		
23 Scooter Iida	17	Glenbrook Swim Club	2:07.43	2:11.81	q646
r:+0.65 27.80	1:02.60 (34.80)	1:40.55 (37.95)	2:11.81 (31.26)		
24 Jack Saunderson	22	Towson University Swimming	1:44.97Y	2:12.39	q638
r:+0.59 26.41	59.95 (33.54)	1:40.27 (40.32)	2:12.39 (32.12)		
25 Allen Dempster	18	Unattached Pleassanton	1:51.57Y	2:14.48	q609
r:+0.55 28.62	1:02.08 (33.46)	1:43.69 (41.61)	2:14.48 (30.79)		
--- Chase Kalisz	25	Athens Bulldog Swim Club/Georgia	1:55.40	DFS	
Declared false start - Misc					
--- Caeleb Dressel	23	Gator Swim Club	1:59.97	DFS	
Declared false start - Misc					
--- Kyle Barker	19	Kentucky Aquatics	2:06.07	DFS	
Declared false start - Misc					
--- Samuel Bork	16	Mid Wisconsin Wave Makers	1:51.63Y	DFS	
Declared false start - Misc					
--- Nick Zito	25	FMC Aquatic	2:07.97	DFS	
Declared false start - Misc					

## Event 27 Women 50 LC Meter Freestyle

<b>World:</b>	23.67	W	7/29/2017	Sarah Sjostrom	SWE
<b>American:</b>	23.97	A	7/30/2017	Simone Manuel	USA
<b>U.S. Open:</b>	24.08	O	6/1/2019	Pernille Blume	DEN
<b>Jr World:</b>	24.21	J	4/3/2018	Rikako Ikee	JPN
<b>Pro Swim:</b>	24.17	P	2016	Sarah Sjostrom	
<b>Trial Cut:</b>	25.99	T			

Name	Age	Team	Prelim Time	Finals Time	FINA
<b>A - Final</b>					
1 *Katarzyna Wasick	27	Unattached TRA	24.91	24.58	892
r:+0.70					
2 Simone Manuel	23	Alto Swim Club	24.56	24.68T	882
r:+0.74					
3 Margo Geer	27	Mission Viejo Nadadores	25.08	24.86T	863
r:+0.68					
*4 *Siobhan Haughey	22	Club Wolverine/HK	25.35	25.00	848
r:+0.74					
*4 Beryl Gastaldello	25	Unattached	25.19	25.00T	848
r:+0.67					
6 Catie DeLoof	23	Team Elite/NYAC	25.41	25.12T	836
r:+0.66					
7 *Bella Hindley	23	Tennessee Aquatics	25.50	25.23	825
r:+0.73					

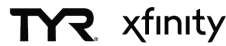


## 2019-20 -TYR Pro Swim Series #3 Des Moines - 3/4/2020 to 3/7/2020

## Results

## A - Final ... (Event 27 Women 50 LC Meter Freestyle)

Name	Age	Team	Prelim Time	Finals Time	FINA
8 *Farida Osman r:+0.70	25	Pinnacle Racing	25.52	25.24	824
<b>B - Final</b>					
9 Linnea Mack r:+0.71	24	Unattached OAQ	25.55	25.46 T	803
*10 Allison Schmitt r:+0.70	29	Sun Devil Swimming	25.85	25.54 T	796
*10 Mallory Comerford r:+0.65	22	Cardinal Aquatics/Univ Louisville	25.61	25.54 T	796
12 Katie McLaughlin r:+0.71	22	California Aquatics	25.88	25.59 T	791
13 Natalie Hinds r:+0.64	26	Athens Bulldog Swim Club	25.66	25.68 T	783
14 Madison Kennedy r:+0.69	32	SwimMAC Carolina	25.76	25.73 T	778
15 Olivia Smoliga r:+0.69	25	Athens Bulldog Swim Club/Georgia	25.56	25.74 T	777
16 *Andi Murez r:+0.72	28	Team Elite	25.83	25.89	764
<b>C - Final</b>					
17 Cherelle Thompson r:+0.67	27	Eagles Aquatics International	26.04	25.73 T	778
18 *Camille Cheng r:+0.68	26	Pinnacle Racing/HK	26.06	25.74	777
19 *Remedy Rule r:+0.66	23	Longhorn Aquatics	25.99	25.80	772
20 Lia Neal r:+0.66	25	Team Elite	25.97	25.82 T	770
21 Jasmine Rumley r:+0.60	18	Greater Des Moines YMCA	26.06	25.85 T	767
22 Gabi Albiero r:+0.64	18	Cardinal Aquatics	25.95	25.96 T	758
23 *Fanny Teijonsalo r:+0.63	24	Sun Devil Swimming	26.17	25.99	755
24 Ali DeLoof r:+0.68	25	Team Elite/NYAC	25.98	27.43	642
<b>D - Final</b>					
25 Madeline Banic r:+0.63	22	Tennessee Aquatics	26.28	26.04	751
26 Ella Welch r:+0.61	16	Cardinal Aquatics	26.45	26.13	743
27 Annabel Crush r:+0.73	17	Lakeside Swim Team	26.24	26.28	730
28 Abigail Kapeller r:+0.68	16	Riptide	26.44	26.29	729
29 Janelle Rudolph r:+0.65	17	King Aquatic Club	26.40	26.30	729



## 2019-20 -TYR Pro Swim Series #3 Des Moines - 3/4/2020 to 3/7/2020

## Results

## D - Final ... (Event 27 Women 50 LC Meter Freestyle)

Name	Age	Team	Prelim Time	Finals Time	FINA
30 Katie Morris r:+0.64	16	NWDupage YMCA / B.R. Ryall S	26.26	26.33	726
*31 Kendyl Stewart r:+0.80	25	Team Elite	26.66	26.74	693
*31 Pyper Doo r:+0.64	17	North Suburban Aquatic Club	26.96	26.74	693

## Event 27 Women 50 LC Meter Freestyle

<b>World:</b>	23.67	W	7/29/2017	<b>Sarah Sjostrom</b>	<b>SWE</b>
<b>American:</b>	23.97	A	7/30/2017	<b>Simone Manuel</b>	<b>USA</b>
<b>U.S. Open:</b>	24.08	O	6/1/2019	<b>Pernille Blume</b>	<b>DEN</b>
<b>Jr World:</b>	24.21	J	4/3/2018	<b>Rikako Ikee</b>	<b>JPN</b>
<b>Pro Swim:</b>	24.17	P	2016	<b>Sarah Sjostrom</b>	
<b>Trial Cut:</b>	25.99	T			

Name	Age	Team	Seed Time	Prelim Time	FINA
<b>Preliminaries</b>					
1 Simone Manuel r:+0.71	23	Alto Swim Club	24.05	24.56 T	q895
2 *Katarzyna Wasick r:+0.70	27	Unattached TRA	24.73	24.91	q857
3 Margo Geer r:+0.65	27	Mission Viejo Nadadores	24.72	25.08 T	q840
4 Beryl Gastaldello r:+0.66	25	Unattached	24.91	25.19 T	q829
5 *Siobhan Haughey r:+0.72	22	Club Wolverine/HK	24.85	25.35	q814
6 Catie DeLoof r:+0.65	23	Team Elite/NYAC	24.99	25.41 T	q808
7 *Bella Hindley r:+0.70	23	Tennessee Aquatics	25.39	25.50	q799
8 *Farida Osman r:+0.71	25	Pinnacle Racing	24.83	25.52	q797
9 Linnea Mack r:+0.72	24	Unattached OAQ	25.35	25.55 T	q795
10 Olivia Smoliga r:+0.68	25	Athens Bulldog Swim Club/Georgia	24.83	25.56 T	q794
11 Kelsi Dahlia r:+0.62	25	Cardinal Aquatics/Univ Louisville	24.99	25.60 T	q790
12 Mallory Comerford r:+0.63	22	Cardinal Aquatics/Univ Louisville	24.80	25.61 T	q789
13 Natalie Hinds r:+0.64	26	Athens Bulldog Swim Club	25.02	25.66 T	q784
14 Madison Kennedy r:+0.72	32	SwimMAC Carolina	24.87	25.76 T	q775
15 *Andi Murez r:+0.75	28	Team Elite	25.36	25.83	q769



## 2019-20 -TYR Pro Swim Series #3 Des Moines - 3/4/2020 to 3/7/2020

## Results

## Preliminaries ... (Event 27 Women 50 LC Meter Freestyle)

Name	Age	Team	Seed Time	Prelim Time	FINA
16 Allison Schmitt r:+0.69	29	Sun Devil Swimming	25.96	25.85 T	q767
17 Katie McLaughlin r:+0.71	22	California Aquatics	25.19	25.88 T	q765
18 Gabi Albiero r:+0.64	18	Cardinal Aquatics	25.91	25.95 T	q758
19 Lia Neal r:+0.68	25	Team Elite	25.00	25.97 T	q757
20 Ali DeLoof r:+0.73	25	Team Elite/NYAC	25.60	25.98 T	q756
21 *Remedy Rule r:+0.67	23	Longhorn Aquatics	25.89	25.99	q755
22 Cherelle Thompson r:+0.72	27	Eagles Aquatics International	25.39	26.04	q751
*23 Jasmine Rumley r:+0.61	18	Greater Des Moines YMCA	25.73	26.06	q749
*23 *Camille Cheng r:+0.66	26	Pinnacle Racing/HK	26.02	26.06	q749
25 *Fanny Teijonsalo r:+0.65	24	Sun Devil Swimming	26.13	26.17	q739
26 Annabel Crush r:+0.69	17	Lakeside Swim Team	26.25	26.24	q734
27 Katie Morris r:+0.66	16	NWDupage YMCA / B.R. Ryall S	26.10	26.26	q732
28 Madeline Banic r:+0.63	22	Tennessee Aquatics	26.01	26.28	q730
29 Aly Tetzloff r:+0.65	22	Unattached	24.97	26.29	q729
30 Janelle Rudolph r:+0.65	17	King Aquatic Club	25.72	26.40	q720
31 Abigail Kapeller r:+0.68	16	Riptide	26.59	26.44	q717
32 Ella Welch r:+0.63	16	Cardinal Aquatics	26.15	26.45	q716
*33 Justina Kozan r:+0.66	16	Brea Aquatics	26.20	26.66	699
*33 Kendyl Stewart r:+0.79	25	Team Elite	25.33	26.66	699
<b>Swim-Off Required</b>					
*35 Amanda Kendall r:+0.71	29	Mission Viejo Nadadores	25.30	26.96	676
*35 Pypier Doo r:+0.68	17	North Suburban Aquatic Club	26.02	26.96	676
37 Madison Hall r:+0.63	17	Great Wolf Swim Team	25.93	27.01	673



## 2019-20 -TYR Pro Swim Series #3 Des Moines - 3/4/2020 to 3/7/2020

## Results

## Preliminaries ... (Event 27 Women 50 LC Meter Freestyle)

Name	Age	Team	Seed Time	Prelim Time	FINA
38 *Athena Meneses Kovacs r:+0.67	15	Britania Desert Dragons	26.61	27.13	664
39 Rachel Bernhardt r:+0.71	24	Gamecock Aquatics	26.97	27.21	658
40 Jasmine Hellmer r:+0.71	20	Unattached Northwestern	23.27Y	27.28	653
41 Krista Wheeler r:+0.72	17	Cardinal Aquatics	23.23Y	27.87	612
42 Grace Frericks r:+0.77	16	Black Hawk Area Swim Team	26.80	27.93	608
43 Marly Lough	16	Brea Aquatics	26.55	28.03	602
--- *Lauren Hew r:+0.30	20	Cayman Islands	26.59	DQ	
--- Gabby DeLoof Declared false start	23	Team Elite/NYAC	25.84	DFS	

## Event 28 Men 50 LC Meter Freestyle

<b>World:</b>	<b>20.91</b>	<b>W</b>	<b>12/18/2009</b>	<b>Cesar Cielo Filho</b>	<b>BRA</b>
<b>American:</b>	<b>21.04</b>	<b>A</b>	<b>7/27/2019</b>	<b>Caeleb Dressel</b>	<b>USA</b>
<b>U.S. Open:</b>	<b>21.14</b>	<b>O</b>	<b>7/9/2009</b>	<b>Cesar Cielo</b>	<b>Auburn/BRA</b>
<b>Jr World:</b>	<b>21.24</b>	<b>J</b>	<b>12/31/2017</b>	<b>Kliment Kolesnikov</b>	<b>RUS</b>
<b>Pro Swim:</b>	<b>21.51</b>	<b>P</b>	<b>3/7/2020</b>	<b>Caeleb Dressel</b>	<b>Gator Swim Club-</b>
<b>Trial Cut:</b>	<b>23.19</b>	<b>T</b>			

Name	Age	Team	Prelim Time	Finals Time	FINA
<b>A - Final</b>					
1 Caeleb Dressel r:+0.61	23	Gator Swim Club	22.08	21.51 P	918
2 Nathan Adrian r:+0.64	31	California Aquatics	22.56	21.88 T	872
3 *Brent Hayden r:+0.69	36	HPC Vancouver	22.25	21.97	862
4 *Bradley Tandy r:+0.60	28	Sun Devil Swimming	22.55	22.01	857
5 Zach Apple r:+0.62	22	Mission Viejo Nadadores	22.36	22.08 T	849
6 Michael Chadwick r:+0.70	24	Team Elite	22.26	22.12 T	844
7 Robert Howard r:+0.68	23	Mission Viejo Nadadores	22.54	22.47 T	805
8 Michael Andrew r:+0.70	20	Race Pace Club	22.53	24.92	590
<b>B - Final</b>					
9 Ryan Held r:+0.63	24	New York Athletic Club	22.77	22.29 T	825
*10 Bowe Becker r:+0.75	22	Sandpipers Of Nevada	22.64	22.65 T	786





## 2019-20 -TYR Pro Swim Series #3 Des Moines - 3/4/2020 to 3/7/2020

## Results

**B - Final ... (Event 28 Men 50 LC Meter Freestyle)**

	Name	Age	Team	Prelim Time	Finals Time	FINA
*10	Blake Pieroni r:+0.62	24	Sandpipers Of Nevada	22.63	22.65 T	786
12	Kyle Decoursey r:+0.64	23	Tennessee Aquatics	22.75	22.74 T	777
13	*Artyom Machekin r:+0.70	29	Team Elite	23.04	22.88	763
14	Tate Jackson r:+0.71	23	Longhorn Aquatics	22.96	22.90 T	761
15	*Enzo Martinez Scarpe r:+0.71	25	Gator Swim Club	22.98	23.07	744
16	Nathan Lile r:+0.63	25	Gamecock Aquatics	22.93	23.11 T	740
<b>C - Final</b>						
17	Mikel Schreuders r:+0.67	21	Unattached	23.08	22.89 T	762
18	*Aaron Greenberg r:+0.63	25	Team Elite	23.12	23.18	734
19	*Chun Feng Wu r:+0.67	29	Pinnacle Racing	23.36	23.32	720
20	*Ali Khalafalla r:+0.62	23	Mission Viejo Nadadores	23.09	23.34	719
21	*Lorenzo Loria Elias r:+0.69	24	Britania Desert Dragons	23.46	23.55	699
22	Nick Zito r:+0.68	25	FMC Aquatic	23.16	23.59	696
23	Charlie Bunn r:+0.61	18	Lane Four Aquatics	23.29	23.61	694
24	William Cole r:+0.67	18	Lakeside Swim Team	23.51	23.65	691
<b>D - Final</b>						
25	Patrick Park r:+0.61	24	FAST Swim Team	23.72	23.42	711
26	Ben Wiegand r:+0.63	17	Sun Prairie Storm	23.60	23.46	708
27	Samuel Bork r:+0.64	16	Mid Wisconsin Wave Makers	23.67	23.62	693
28	Erik Risolvato r:+0.66	26	Athletes In Action	23.65	23.75	682
29	*Julien Goyetche r:+0.70	27	Cardinal Aquatics	23.85	23.77	680
30	Sean Kao r:+0.69	25	FAST Swim Team	23.88	23.85	673
---	*Vince Regent	27	Unattached QU	24.14	NS	



## 2019-20 -TYR Pro Swim Series #3 Des Moines - 3/4/2020 to 3/7/2020

## Results

## Event 28 Men 50 LC Meter Freestyle

<b>World:</b>	<b>20.91</b>	<b>W</b>	<b>12/18/2009</b>	<b>Cesar Cielo Filho</b>	<b>BRA</b>
<b>American:</b>	<b>21.04</b>	<b>A</b>	<b>7/27/2019</b>	<b>Caeleb Dressel</b>	<b>USA</b>
<b>U.S. Open:</b>	<b>21.14</b>	<b>O</b>	<b>7/9/2009</b>	<b>Cesar Cielo</b>	<b>Auburn/BRA</b>
<b>Jr World:</b>	<b>21.24</b>	<b>J</b>	<b>12/31/2017</b>	<b>Kliment Kolesnikov</b>	<b>RUS</b>
<b>Pro Swim:</b>	<b>21.51</b>	<b>P</b>	<b>3/7/2020</b>	<b>Caeleb Dressel</b>	<b>Gator Swim Club-</b>
<b>Trial Cut:</b>	<b>23.19</b>	<b>T</b>			

	Name	Age	Team	Seed Time	Prelim Time	FINA
<b>Preliminaries</b>						
1	Caeleb Dressel r:+0.60	23	Gator Swim Club	21.04	22.08 T	q849
2	*Brent Hayden r:+0.70	36	HPC Vancouver	22.34	22.25	q829
3	Michael Chadwick r:+0.70	24	Team Elite	21.95	22.26 T	q828
4	Zach Apple r:+0.64	22	Mission Viejo Nadadores	21.81	22.36 T	q817
5	Michael Andrew r:+0.67	20	Race Pace Club	21.46	22.53 T	q799
6	Robert Howard r:+0.72	23	Mission Viejo Nadadores	22.00	22.54 T	q798
7	*Bradley Tandy r:+0.60	28	Sun Devil Swimming	21.78	22.55	q797
8	Nathan Adrian r:+0.64	31	California Aquatics	21.85	22.56 T	q796
9	Blake Pieroni r:+0.61	24	Sandpipers Of Nevada	22.03	22.63 T	q788
10	Bowe Becker r:+0.66	22	Sandpipers Of Nevada	22.00	22.64 T	q787
11	Kyle Decoursey r:+0.65	23	Tennessee Aquatics	22.15	22.75 T	q776
12	Ryan Held r:+0.66	24	New York Athletic Club	21.87	22.77 T	q774
13	Nathan Lile r:+0.63	25	Gamecock Aquatics	22.56	22.93 T	q758
14	Tate Jackson r:+0.70	23	Longhorn Aquatics	22.09	22.96 T	q755
15	*Enzo Martinez Scarpe r:+0.68	25	Gator Swim Club	22.60	22.98	q753
16	*Artyom Macheikin r:+0.69	29	Team Elite	22.41	23.04	q747
17	Mikel Schreuders r:+0.66	21	Unattached	22.84	23.08 T	q743
18	*Ali Khalafalla r:+0.62	23	Mission Viejo Nadadores	21.97	23.09	q742
19	*Aaron Greenberg r:+0.62	25	Team Elite	22.61	23.12	q739



MARRIOTT  
**BONVOY**



Neptune-Benson  
EVOQUA



**TYR** xfinity

## 2019-20 -TYR Pro Swim Series #3 Des Moines - 3/4/2020 to 3/7/2020

## Results

## Preliminaries ... (Event 28 Men 50 LC Meter Freestyle)

Name	Age	Team	Seed Time	Prelim Time	FINA
20 Nick Zito r:+0.71	25	FMC Aquatic	23.33	23.16 T	q735
21 Charlie Bunn r:+0.61	18	Lane Four Aquatics	23.90	23.29	q723
22 *Marius Kusch r:+0.69	26	Team Elite	23.12	23.30	q722
23 *Chun Feng Wu r:+0.69	29	Pinnacle Racing	22.21	23.36	q717
24 *Lorenzo Loria Elias r:+0.70	24	Britania Desert Dragons	23.34	23.46	q708
25 William Cole r:+0.67	18	Lakeside Swim Team	23.52	23.51	q703
26 Ben Wiegand r:+0.85	17	Sun Prairie Storm	23.58	23.60	q695
27 Erik Risolvato r:+0.68	26	Athletes In Action	22.13	23.65	q691
28 Samuel Bork r:+0.65	16	Mid Wisconsin Wave Makers	20.43 Y	23.67	q689
*29 Luke Barr r:+0.64	16	Sarpy County Swim Club	23.45	23.72	q685
*29 Patrick Park r:+0.62	24	FAST Swim Team	23.02	23.72	q685
31 *Julien Goyetche r:+0.67	27	Cardinal Aquatics	23.36	23.85	q673
32 *Ryan Coetzee r:+0.64	24	Tennessee Aquatics	22.39	23.87	q672
33 Sean Kao r:+0.66	25	FAST Swim Team	20.28 Y	23.88	671
34 Jack Conger r:+0.66	25	Cavalier Aquatics	22.41	23.89	670
35 *Matias Koski r:+0.68	25	Athens Bulldog Swim Club/Georgia	23.06	23.93	667
36 *Luis Martinez r:+0.62	24	Guatemala	22.61	24.03	658
37 John Hayes r:+0.66	16	Cardinal Aquatics	24.35	24.10	653
38 *Vince Regent r:+0.68	27	Unattached QU	23.92	24.14	649
39 Will Hayon r:+0.67	15	Mid Wisconsin Wave Makers	24.18	24.31	636
40 Trent Frandson r:+0.71	17	Central Iowa Aquatics	24.25	24.79	600
41 Jack Saunderson r:+0.60	22	Towson University Swimming	23.93	24.96	587
--- Jeff Newkirk Declared false start	23	Longhorn Aquatics	22.82	DFS	



## 2019-20 -TYR Pro Swim Series #3 Des Moines - 3/4/2020 to 3/7/2020

## Results

## Preliminaries ... (Event 28 Men 50 LC Meter Freestyle)

Name	Age	Team	Seed Time	Prelim Time
--- Dean Farris Declared false start	22	Harvard Swimming/TXLA	22.32	DFS
--- Matt Grevers Declared false start	34	Tucson Ford Dealers Aquatics	22.99	DFS
--- Giles Smith	28	Sun Devil Swimming	23.80	NS
--- *Daniil Antipov	22	Grand Canyon Aquatics	23.42	NS
--- *Said Revelez	27	Britania Desert Dragons	23.74	NS



MARRIOTT  
BONVOY



Neptune-Benson  
EVOQUA

Ω  
OMEGA



TYR xfinity