



## COMPETITION INFORMATION

[Schedules & Results](#)[Medals](#)[Athletes & Teams](#)[Background](#)[Records](#)[Schedules & Results](#) > [Swimming](#) > [Women's 50m Freestyle - Heats](#)[News](#)[Photos](#)[Videos](#)

Swimming

**Results Summary**  
**Women's 50m Freestyle - Heats**

National Aquatics Center / Fri Aug 15 2008 / Start Time: 18:33




























[Medals](#)[Reports](#)

	Record	Name	NOC	Location	Date
WR	23.97	TRICKETT Lisbeth	AUS	Sydney (AUS)	Mar 29 2008
OR	24.13	DE BRUIJN Inge	NED	Sydney (AUS)	Sep 22 2000

Event No: 29

Rank	Heat	Lane	Name	Date of Birth	NOC	R.T.	Time	Time Behind
1	10	4	CAMPBELL Cate	May 20 1992	Australia	0.78	24.20	
2	11	4	VELDHUIS Marleen	Jun 29 1979	Netherlands	0.85	24.38	0.18
3	10	5	TORRES Dara	Apr 15 1967	United States	0.72	24.58	0.38
4	12	4	TRICKETT Lisbeth	Jan 28 1985	Australia	0.73	24.67	0.47
5	11	6	OTIESEN Jeanette	Dec 30 1987	Denmark	0.70	24.83	0.63
6	12	5	STEFFEN Britta	Nov 16 1983	Germany	0.76	24.90	0.70
7	12	2	ZHU Yingwen	Oct 09 1981	China	0.75	24.91	0.71
8	10	3	HALSALL Francesca	Apr 12 1990	Great Britain	0.71	24.93	0.73
9	11	5	ALSHAMMAR Therese	Aug 26 1977	Sweden	0.78	24.94	0.74
10	12	6	METELLA Milla	Feb 23 1982	France	0.72	24.95	0.75
11	11	2	SEMEDO ARISMENDI Arlene Iradie	Jan 11 1984	Venezuela	0.70	24.98	0.78
12	11	3	SCHREUDER Hinkelien	Feb 13 1984	Netherlands	0.86	25.00	0.80
12	11	8	LI Zhesi	Aug 07 1993	China	0.80	25.00	0.80
14	12	3	JOYCE Kara Lynn	Oct 25 1985	United States	0.74	25.01	0.81
15	12	1	SEPPALA Hanna-Maria	Dec 13 1984	Finland	0.68	25.06	0.86
16	10	6	GERASIMENYA Aleksandra	Dec 31 1985	Belarus	0.72	25.07	0.87
17	12	7	KORC Agata Ewa	Mar 27 1986	Poland	0.65	25.14	0.94
18	11	1	COUDERC Celine	Mar 11 1983	France	0.75	25.22	1.02
19	8	7	GOSTOMELSKY Anna	Jun 09 1981	Israel	0.69	25.23	1.03
20	12	8	KHOKHLOVA Svetlana	Oct 02 1984	Belarus	0.78	25.27	1.07
21	9	5	ALJAND Triin	Jul 08 1985	Estonia	0.72	25.29	1.09
22	10	2	KAMMERLING Anna-Karin	Oct 19 1980	Sweden	0.79	25.34	1.14
22	10	7	CAZZIOLATO Flavia	Dec 28 1983	Brazil	0.71	25.34	1.14
24	8	2	VANDERPOOL-WALLACE Arianna	Mar 04 1990	Bahamas	0.65	25.40	1.20

25	10	1	<u>DALLMANN Petra</u>	Nov 21 1978	Germany	0.74	<b>25.43</b>	1.23
26	11	7	<u>RETIEF Lize-Mari</u>	Nov 30 1986	South Africa	0.69	<b>25.44</b>	1.24
27	9	4	<u>MORAŇCQVA Martina</u>	Jan 16 1976	Slovakia	0.79	<b>25.47</b>	1.27
28	9	7	<u>AKSENOVA Anastasia</u>	Mar 05 1990	Russian Fed.	0.92	<b>25.51</b>	1.31
29	8	5	<u>KAZIKOVA Sandra</u>	Jul 13 1976	Czech Republic	0.71	<b>25.54</b>	1.34
30	9	6	<u>POON Victoria</u>	Oct 12 1984	Canada	0.81	<b>25.58</b>	1.38
31	9	8	<u>CHANG Heejin</u>	Sep 05 1986	Korea	0.70	<b>25.59</b>	1.39
32	9	2	<u>SERIKOVA Oksana</u>	Jun 11 1985	Ukraine	0.82	<b>25.65</b>	1.45
33	9	1	<u>MATSA Martha</u>	Apr 05 1987	Greece	0.76	<b>25.68</b>	1.48
34	10	8	<u>CHIUSO Cristina</u>	Dec 25 1973	Italy	0.75	<b>25.74</b>	1.54
35	9	3	<u>GARCIA VEGA Vanessa</u>	Jul 18 1984	Puerto Rico	0.76	<b>25.81</b>	1.61
36	8	3	<u>RAGNARSDOTTIR Ragnheldur</u>	Oct 24 1984	Iceland	0.73	<b>25.82</b>	1.62
37	8	1	<u>MOODIE Natasha</u>	Oct 08 1990	Jamaica	0.73	<b>25.95</b>	1.75
38	7	1	<u>COLORADO Carolina</u>	Sep 07 1987	Colombia	0.72	<b>26.11</b>	1.91
39	6	6	<u>MILEISYTE Rugle</u>	May 11 1988	Lithuania	0.68	<b>26.19</b>	1.99
39	7	2	<u>McLEAN Sharntelle</u>	Jun 01 1984	Trinidad/Tobago	0.77	<b>26.19</b>	1.99
41	7	5	<u>DOBAR Eva</u>	Mar 04 1993	Hungary	0.76	<b>26.33</b>	2.13
42	6	2	<u>MOPIO-JANE Anna-Liza</u>	Dec 03 1986	Papua N Guinea	0.75	<b>26.47</b>	2.27
43	7	3	<u>SOVINEK Nina</u>	May 26 1985	Slovenia	0.68	<b>26.49</b>	2.29
44	6	3	<u>BAHAMONDE Yamile</u>	Jun 04 1987	Ecuador	0.67	<b>26.54</b>	2.34
44	7	6	<u>CHAN Yu Ning Elaloe</u>	Mar 15 1988	Hong Kong, China	0.71	<b>26.54</b>	2.34
46	7	8	<u>MULYAYEVA Marina</u>	Apr 30 1981	Kazakhstan	0.69	<b>26.57</b>	2.37
47	6	5	<u>SIMMS Christel</u>	Sep 20 1990	Philippines	0.69	<b>26.64</b>	2.44
48	8	8	<u>LEUNG Chi Lin</u>	Feb 11 1991	Malaysia	0.68	<b>26.75</b>	2.55
49	7	4	<u>BABOK Monika</u>	Nov 30 1991	Croatia	0.70	<b>26.84</b>	2.64
50	6	4	<u>VDOVICENCO Veronica</u>	Aug 27 1985	Rep. of Moldova	0.86	<b>26.92</b>	2.72
51	5	4	<u>FAJARDO SIERRA Sharon Paola</u>	Nov 07 1989	Honduras	0.65	<b>27.19</b>	2.99
52	6	7	<u>MONU Ngozi</u>	Jan 17 1981	Nigeria	0.80	<b>27.39</b>	3.19
53	6	1	<u>HIGHT Ellen Lendra</u>	Feb 13 1981	Zambia	0.72	<b>27.42</b>	3.22
54	5	5	<u>PIGOT Chinyere</u>	May 01 1993	Suriname	0.79	<b>27.66</b>	3.46
55	5	7	<u>TOBRES Dalia Massiel</u>	Mar 29 1990	Nicaragua	0.68	<b>27.81</b>	3.61
56	5	3	<u>TAHA Razan</u>	Dec 29 1991	Jordan	0.84	<b>27.82</b>	3.62
57	6	8	<u>QUESADA Marianela</u>	Apr 17 1988	Costa Rica	0.72	<b>28.11</b>	3.91
58	4	4	<u>GOMES Ximene</u>	Sep 08 1989	Mozambique	0.72	<b>28.15</b>	3.95
58	5	2	<u>MARKU Rovena</u>	May 21 1987	Albania	0.61	<b>28.15</b>	3.95
60	5	6	<u>ANDRIAMANJA Tojohantra</u>	Oct 31 1990	Madagascar	0.76	<b>28.54</b>	4.34
61	4	8	<u>DLAMINI Senele</u>	Apr 01 1992	Swaziland	0.65	<b>28.70</b>	4.50
62	4	1	<u>FARMER Virginia</u>	Oct 19 1975	American Samoa	0.80	<b>28.82</b>	4.62
63	5	1	<u>ETIENNETTE Diane</u>	Apr 23 1988	Mauritius	0.82	<b>28.83</b>	4.63
64	4	3	<u>MORENO Katerine</u>	May 04 1974	Bolivia	0.84	<b>29.05</b>	4.85
65	5	8	<u>ROMERO Ana Crysna da Silva</u>	May 04 1988	Angola	0.66	<b>29.06</b>	4.86

66	3	5	<b>NAKITANDA Olivia Aya</b>	Aug 27 1984	 Uganda	0.85	<b>29.38</b>	5.18
67	4	2	<b>DASHTŞEREN Saintsetseg</b>	Sep 19 1990	 Mongolia	0.78	<b>29.63</b>	5.43
68	7	7	<b>BUGAKOVA Mariya</b>	Jul 06 1985	 Uzbekistan	0.91	<b>29.73</b>	5.53
69	4	5	<b>KHAN Kiran</b>	Dec 21 1989	 Pakistan	0.89	<b>29.84</b>	5.64
70	3	4	<b>PAXINQS Samantha</b>	Feb 25 1988	 Botswana	0.77	<b>29.91</b>	5.71
71	3	8	<b>YOBECH Amber</b>	Jan 27 1991	 Palau	0.69	<b>30.00</b>	5.80
72	4	6	<b>HUSSAIN Aminath Rouya</b>	Sep 01 1990	 Maldives	0.89	<b>30.21</b>	6.01
73	4	7	<b>AKHTER Ms Doli</b>	Jan 15 1986	 Bangladesh	0.75	<b>30.23</b>	6.03
74	1	5	<b>AL BITAR Sameera</b>	Feb 21 1990	 Bahrain	0.73	<b>30.32</b>	6.12
75	3	6	<b>KIRCHNER Julianne</b>	Dec 19 1991	 Marshall Island	0.71	<b>30.42</b>	6.22
76	3	7	<b>DANIEL Debra</b>	Mar 04 1991	 Micronesia	0.75	<b>30.61</b>	6.41
77	3	2	<b>MOSHI Magdalena Ruth Alex</b>	Nov 30 1990	 UR Tanzania	0.86	<b>31.37</b>	7.17
78	3	1	<b>HEMTHON Vitiny</b>	Aug 15 1992	 Cambodia	0.84	<b>31.41</b>	7.21
79	2	7	<b>NASSAR Zakia</b>	Apr 02 1987	 Palestine	0.93	<b>31.97</b>	7.77
80	3	3	<b>IZMAYLOVA Katerina</b>	Jun 10 1977	 Tajikistan	0.89	<b>32.09</b>	7.89
81	2	5	<b>KARKI Karishma</b>	Jul 18 1993	 Nepal	0.98	<b>32.35</b>	8.15
82	2	4	<b>PINTO Zahra</b>	Nov 14 1993	 Malawi	0.70	<b>32.53</b>	8.33
83	2	6	<b>GUEDIA MOUAFQ Antoinette Joyce</b>	Oct 21 1995	 Cameroon	0.87	<b>33.59</b>	9.39
84	2	3	<b>VONGPHACHANH Vlayphone</b>	Apr 06 1986	 Lao PDR	0.92	<b>34.79</b>	10.59
85	2	2	<b>NIKIFMA Elisabeth</b>	Feb 18 1982	 Burkina Faso	1.00	<b>34.98</b>	10.78
86	2	8	<b>UWAMAHORO Elsie</b>	Oct 23 1988	 Burundi	0.85	<b>36.86</b>	12.66
87	1	6	<b>KOUSSIHOUDE Gloria</b>	Apr 04 1987	 Benin	0.88	<b>37.09</b>	12.89
88	1	3	<b>GIRIMBAZI Pamela</b>	Jan 10 1985	 Rwanda	0.85	<b>39.78</b>	15.58
89	1	4	<b>BARRY Djene</b>	Feb 06 1982	 Guinea	0.85	<b>39.80</b>	15.60
90	2	1	<b>SOLEY BANA Mariama</b>	Jan 21 1987	 Niger	0.89	<b>40.83</b>	16.63
	8	4	<b>NAJDANOVSKI Miroslava</b>	Jan 10 1988	 Serbia		<b>DNS</b>	
	8	6	<b>JUMAH Bayan</b>	Jan 13 1994	 Syrian AR		<b>DNS</b>	

**Legend**

WR - World Record	=WR - Equal World Record	OR - Olympic Record	=OR - Equal Olympic Record
AF - African Record	=AF - Equal African Record	AM - Americas Record	=AM - Equal Americas Record
AS - Asian Record	=AS - Equal Asian Record	ER - European Record	=ER - Equal European Record
OC - Oceania Record	=OC - Equal Oceania Record	R.T. - Reaction Time	DSQ - Disqualified
DNF - Did not Finish	DNS - Did not Start		



### COMPETITION INFORMATION

- Schedules & Results
- Medals
- Athletes & Teams
- Background
- Records

Schedules & Results > Swimming > Women's 50m Freestyle Semifinals



Swimming

## Results Summary Women's 50m Freestyle Semifinals

National Aquatics Center / Sat Aug 16 2008 / Start Time: 10:54

News Photos Videos

Medals Reports

	Record	Name	NOC	Location	Date
WR	23.97	TRICKETT Lisbeth	AUS	Sydney (AUS)	Mar 29 2008
OR	24.13	DE BRUIJN Inge	NED	Sydney (AUS)	Sep 22 2000

Event No: 29

Rank	Heat	Lane	Name	Date of Birth	NOC	R.T.	Time	Time Behind
1	2	5	<u>TORRES Dara</u>	Apr 15 1967	United States	0.76	24.27	
2	2	4	<u>CAMPBELL Cate</u>	May 20 1992	Australia	0.77	24.42	0.15
3	1	3	<u>STEFFEN Britta</u>	Nov 16 1983	Germany	0.78	24.43	0.16
4	1	4	<u>VELDHUIS Marleen</u>	Jun 29 1979	Netherlands	0.89	24.46	0.19
5	1	5	<u>TRICKETT Lisbeth</u>	Jan 28 1985	Australia	0.72	24.47	0.20
6	1	7	<u>SCHREUDER Hinkelien</u>	Feb 13 1984	Netherlands	0.79	24.52	0.25
7	1	1	<u>JOYCE Kara Lynn</u>	Oct 25 1985	United States	0.74	24.63	0.36
8	1	8	<u>GERASIMENYA Aleksandra</u>	Dec 31 1985	Belarus	0.71	24.72	0.45
9	2	6	<u>ZHU Yingwen</u>	Oct 09 1981	China	0.79	24.76	0.49
10	1	6	<u>HALSALL Francesca</u>	Apr 12 1990	Great Britain	0.71	24.80	0.53
11	2	3	<u>OTTESEN Jeanette</u>	Dec 30 1987	Denmark	0.74	24.86	0.59
12	1	2	<u>METELLA Malia</u>	Feb 23 1982	France	0.74	24.89	0.62
13	2	1	<u>LI Zhesi</u>	Aug 07 1993	China	0.77	24.90	0.63
14	2	2	<u>ALSHAMMAR Therese</u>	Aug 26 1977	Sweden	0.75	24.96	0.69
15	2	7	<u>SEMECO ARISMENDI Arlene Iradie</u>	Jan 11 1984	Venezuela	0.71	25.05	0.78
16	2	8	<u>SEPPALA Hanna-Maria</u>	Dec 13 1984	Finland	0.68	25.19	0.92

#### Legend

WR - World Record	=WR - Equal World Record	OR - Olympic Record	=OR - Equal Olympic Record
AF - African Record	=AF - Equal African Record	AM - Americas Record	=AM - Equal Americas Record
AS - Asian Record	=AS - Equal Asian Record	ER - European Record	=ER - Equal European Record
OC - Oceania Record	=OC - Equal Oceania Record	R.T. - Reaction Time	DSQ - Disqualified
DNF - Did not Finish	DNS - Did not Start		



COMPETITION INFORMATION

- Schedules & Results
- Medals
- Athletes & Teams
- Background
- Records

Schedules & Results > Swimming > Women's 50m Freestyle Final



Results  
Women's 50m Freestyle Final

Swimming National Aquatics Center / Sun Aug 17 2008 / Start Time: 10:08

News Photos Videos

Medals Reports

	Record	Name	NOC	Location	Date
WR	23.97	TRICKETT Lisbeth	AUS	Sydney (AUS)	Mar 29 2008
OR	24.13	DE BRUJN Inge	NED	Sydney (AUS)	Sep 22 2000

Event No: 29

Rank	Lane	Name	NOC	R.T.	Time	Time Behind	
3	3	STEFFEN Britta	GER	0.80	24.06		OR
4	4	TORRES Dara	USA	0.73	24.07	0.01	AM
5	5	CAMPBELL Cate	AUS	0.77	24.17	0.11	
2	2	TRICKETT Lisbeth	AUS	0.71	24.25	0.19	
6	6	VELDHUIS Marleen	NED	0.81	24.26	0.20	
1	1	JOYCE Kara Lynn	USA	0.74	24.63	0.57	
7	7	SCHREUDER Hinkelien	NED	0.79	24.65	0.59	
8	8	GERASIMENYA Aleksandra	BLR	0.75	24.77	0.71	

Legend

OR - Olympic Record	=OR - Equal Olympic Record	WR - World Record	=WR - Equal World Record
R.T. - Reaction Time	O - Olympic record at intermediate distance	W - World record at intermediate distance	DNF - Did not Finish
DNS - Did not Start	DSQ - Disqualified	AF - African Record	=AF - Equal African Record
AM - Americas Record	=AM - Equal Americas Record	AS - Asian Record	=AS - Equal Asian Record
ER - European Record	=ER - Equal European Record	OC - Oceania Record	=OC - Equal Oceania Record

Latest News

- Natalie du Toit -- When taking part is more important than winning [2008-08-21]
- Men's Marathon 10km: Maarten van der Weijden surprises favorites [2008-08-21]
- Photos: Dutch swimmer wins Men's 10km Marathon Swimming gold [2008-08-21]
- Swimming Day 11 Preview: Men's Marathon 10km Dyatchin and Lurz to battle [2008-08-20]
- Women's Marathon 10km: Ilchenko wins gold in final flurry [2008-08-20]
- Photos: Ilchenko takes gold in Women's 10km Marathon Swimming [2008-08-20]
- Natalie du Toit ready to make Olympic history [2008-08-19]

Photos



Photos: Dutch swimmer wins Men's 10km Marathon Swimming gold



Photos: Ilchenko takes gold in Women's 10km Marathon Swimming



Swimming Review: Phelps takes greatest Olympic gold medal swag ever

More>>





## COMPETITION INFORMATION

Schedules &amp; Results

Medals

Athletes &amp; Teams

Background

Records

Schedules &amp; Results &gt; Swimming &gt; Women's 100m Freestyle - Heats



Swimming

## Results Summary

### Women's 100m Freestyle - Heats

National Aquatics Center / Wed Aug 13 2008 / Start Time: 18:33

News Photos Videos

Medals Reports

Record	Splits	Name	NOC	Location	Date
WR 52.88	25.40	TRICKETT Lisbeth	AUS	Sydney (AUS)	Mar 27 2008
OR 53.38	25.91	STEFFEN Britta	GER	Beijing (CHN)	Aug 10 2008

Event No: 20

Rank	Heat	Lane	Name	Date of Birth	NOC	R.T.	50m	Time	Time Behind
1	6	3	SEPPALA Hanna-Maria	Dec 13 1984	Finland	0.70	25.93	<b>53.60</b> 27.67	
2	6	4	STEFFEN Britta	Nov 16 1983	Germany	0.80	26.26	<b>53.67</b> 27.41	0.07
3	6	5	VELDHUIS Marleen	Jun 29 1979	Netherlands	0.84	25.85	<b>53.76</b> 27.91	0.16
4	7	5	COUGHLIN Natalie	Aug 23 1982	United States	0.69	26.08	<b>53.82</b> 27.74	0.22
5	5	6	HALSALL Francesca	Apr 12 1990	Great Britain	0.75	26.05	<b>53.93</b> 27.88	0.33
6	7	4	TRICKETT Lisbeth	Jan 28 1985	Australia	0.71	26.07	<b>53.99</b> 27.92	0.39
7	6	6	PANG Jiaying	Jan 06 1985	China	0.75	26.06	<b>54.01</b> 27.95	0.41 =AS
7	7	7	ZHU Yingwen	Oct 09 1981	China	0.76	26.09	<b>54.01</b> 27.92	0.41 =AS
9	4	5	OTTESSEN Jeanette	Dec 30 1987	Denmark	0.73	26.53	<b>54.04</b> 27.51	0.44
10	6	2	LILLHAGE Josefin	Mar 15 1980	Sweden	0.83	26.07	<b>54.07</b> 28.00	0.47
11	7	3	METELLA Milla	Feb 23 1982	France	0.76	26.47	<b>54.12</b> 27.65	0.52
12	5	7	GERASIMENYA Aleksandra	Dec 31 1985	Belarus	0.80	26.18	<b>54.52</b> 28.34	0.92
13	5	4	CAMPBELL Cate	May 20 1992	Australia	0.81	26.28	<b>54.55</b> 28.27	0.95
14	5	3	NYMEYER Lacey	Oct 29 1985	United States	0.83	26.42	<b>54.62</b> 28.20	1.02
15	7	6	MORNINGSTAR Erica	Mar 03 1989	Canada	0.83	26.50	<b>54.66</b> 28.16	1.06
16	6	7	DALLMANN Petra	Nov 21 1978	Germany	0.77	26.38	<b>54.70</b> 28.32	1.10
16	7	1	WILKINSON Julia	Jun 12 1987	Canada	0.77	26.59	<b>54.70</b> 28.11	1.10
18	5	2	POPCHANKA Alena	Jul 28 1979	France	0.69	26.49	<b>54.86</b>	1.26

Rank	Heat	Lane	Name	Date of Birth	Country	Final Time	Heat Time	Final Time	Final Time	Final Time	Final Time
									28.37		
19	7	8	BARBOSA Tatiana	Dec 10 1978	Brazil	0.80	26.79	<b>55.01</b>	28.22	1.41	
20	6	1	KORC Agata Ewa	Mar 27 1986	Poland	0.70	26.11	<b>55.14</b>	29.03	1.54	
21	6	8	RETIEF Lize-Mari	Nov 30 1986	South Africa	0.70	26.15	<b>55.17</b>	29.02	1.57	AF
22	4	3	GOŠTOMELSKY Anna	Jun 09 1981	Israel	0.75	26.42	<b>55.18</b>	28.76	1.58	
23	5	1	MORAVCOVA Martina	Jan 16 1976	Slovakia	0.77	26.59	<b>55.20</b>	28.61	1.60	
24	5	5	DEKKER Inge	Aug 18 1985	Netherlands	0.87	26.38	<b>55.23</b>	28.85	1.63	
25	4	4	AKSENOVA Anastasia	Mar 05 1990	Russian Fed.	0.85	26.66	<b>55.29</b>	28.63	1.69	
26	3	3	WILSON Hannah Jane Arnett	Mar 10 1989	Hong Kong, China	0.66	26.57	<b>55.32</b>	28.75	1.72	
27	4	8	STEPANYUK Darya	May 22 1990	Ukraine	0.80	26.88	<b>55.51</b>	28.63	1.91	
28	3	4	VANDEPOOL-WALLACE Arianna	Mar 04 1990	Bahamas	0.69	26.69	<b>55.61</b>	28.92	2.01	
29	3	2	KOSCHISCHKEK Birgit	May 22 1987	Austria	0.77	26.67	<b>55.62</b>	28.95	2.02	
30	4	2	SEMECO ARISMENDI Arlene Iradie	Jan 11 1984	Venezuela	0.70	26.64	<b>55.70</b>	29.06	2.10	
31	5	8	KLUSACKOVA Jana	Oct 29 1977	Czech Republic	0.85	27.03	<b>55.92</b>	28.89	2.32	
32	3	1	CHANG Heejin	Sep 05 1986	Korea	0.69	26.91	<b>55.96</b>	29.05	2.36	
33	4	7	ALJAND Triin	Jul 08 1985	Estonia	0.71	27.12	<b>56.10</b>	28.98	2.50	
34	2	5	QUAH Ting Wen	Aug 18 1992	Singapore	0.66	27.20	<b>56.14</b>	28.94	2.54	
35	3	5	RAGNARSDOTTIR Ragnheidur	Oct 24 1984	Iceland	0.76	27.02	<b>56.35</b>	29.33	2.75	
36	3	8	STYLIANOY Anna	May 20 1986	Cyprus	0.75	27.56	<b>56.38</b>	28.82	2.78	
37	3	7	KOSTI Eleni	Nov 06 1985	Greece	0.75	27.63	<b>56.44</b>	28.81	2.84	
38	4	1	NAJDANOVSKI Miroslava	Jan 10 1988	Serbia	0.76	26.93	<b>56.50</b>	29.57	2.90	
39	2	6	JUNKRAJANG Natthanan	Apr 13 1986	Thailand	0.82	27.43	<b>56.56</b>	29.13	2.96	
40	2	4	TOMPA Orsolya	Jul 14 1991	Hungary	0.75	27.03	<b>56.57</b>	29.54	2.97	
41	2	7	SIMMS Christel	Sep 20 1990	Phillippines	0.73	27.49	<b>56.67</b>	29.18	3.07	
42	4	6	SIMONETTO Maria Laura	Nov 11 1987	Italy	0.76	27.07	<b>56.72</b>	29.65	3.12	
43	2	3	NIEH Pin-Chieh	Jun 12 1988	Chinese Taipei	0.83	27.46	<b>57.28</b>	29.82	3.68	
44	3	6	SOVINEK Nina	May 26 1985	Slovenia	0.67	27.68	<b>57.30</b>	29.62	3.70	
45	1	4	SCERRI Madeleine	Aug 11 1989	Malta	0.78	27.79	<b>57.97</b>	30.18	4.37	
46	2	2	SHLEMOVA Irina	Mar 25 1984	Uzbekistan	0.73	27.69	<b>58.77</b>	31.08	5.17	
47	1	5	POPOVSKA Elena	Jan 06 1990	FYR Macedonia	0.83	28.34	<b>59.93</b>	31.59	6.33	
48	1	3	HACHATRYAN Olga	Jul 06 1992	Turkmenistan	0.75	33.18	<b>1:14.77</b>	41.59	21.17	
	7	3	McCLATCHEY Caitlin	Nov 28 1985	Great Britain			DNS			



### COMPETITION INFORMATION

- [Schedules & Results](#)
- [Medals](#)
- [Athletes & Teams](#)
- [Background](#)
- [Records](#)

Schedules & Results > Swimming > Women's 100m Freestyle Semifinals



Swimming

## Results Summary

### Women's 100m Freestyle Semifinals

National Aquatics Center / Thu Aug 14 2008 / Start Time: 10:10

[News](#) [Photos](#) [Videos](#)

[Medals](#) [Reports](#)

Record	Splits	Name	NOC	Location	Date
WR 52.88	25.40	TRICKETT Lisbeth	AUS	Sydney (AUS)	Mar 27 2008
OR 53.38	25.91	STEFFEN Britta	GER	Beijing (CHN)	Aug 10 2008

Event No: 20

Rank	Heat	Lane	Name	Date of Birth	NOC	R.T.	50m	Time	Time Behind
1	1	5	<a href="#">COUGHLIN Natalie</a>	Aug 23 1982	United States	0.69	25.91	<b>53.70</b> 27.79	
2	2	5	<a href="#">VELDHUIS Marleen</a>	Jun 29 1979	Netherlands	0.83	25.75	<b>53.81</b> 28.06	0.11
3	1	6	<a href="#">ZHU Yingwen</a>	Oct 09 1981	China	0.75	26.16	<b>53.84</b> 27.68	0.14
3	2	4	<a href="#">SEPPALA Hanna-Maria</a>	Dec 13 1984	Finland	0.73	25.85	<b>53.84</b> 27.99	0.14
5	2	3	<a href="#">HALSALL Francesca</a>	Apr 12 1990	Great Britain	0.73	25.85	<b>53.94</b> 28.09	0.24
6	1	4	<a href="#">STEFFEN Britta</a>	Nov 16 1983	Germany	0.79	26.13	<b>53.96</b> 27.83	0.26
7	2	2	<a href="#">OTTESEN Jeanette</a>	Dec 30 1987	Denmark	0.73	26.15	<b>54.05</b> 27.90	0.35
8	1	3	<a href="#">TRICKETT Lisbeth</a>	Jan 28 1985	Australia	0.76	25.93	<b>54.10</b> 28.17	0.40
9	2	7	<a href="#">METELLA Milla</a>	Feb 23 1982	France	0.73	26.40	<b>54.20</b> 27.80	0.50
10	2	1	<a href="#">CAMPBELL Cate</a>	May 20 1992	Australia	0.80	26.18	<b>54.54</b> 28.36	0.84
11	1	2	<a href="#">LILLHAGE Josefin</a>	Mar 15 1980	Sweden	0.84	26.23	<b>54.59</b> 28.36	0.89
12	1	1	<a href="#">NYMEYER Lacey</a>	Oct 29 1985	United States	0.74	25.96	<b>54.74</b> 28.78	1.04
13	1	8	<a href="#">DALLMANN Petra</a>	Nov 21 1978	Germany	0.78	26.82	<b>55.05</b> 28.23	1.35
14	1	7	<a href="#">GERASIMENYA Aleksandra</a>	Dec 31 1985	Belarus	0.73	26.84	<b>55.31</b> 28.47	1.61
15	2	8	<a href="#">MORNINGSTAR Erica</a>	Mar 03 1989	Canada	0.84	26.61	<b>55.36</b> 28.75	1.66
	2	6	<a href="#">PANG Jiyang</a>	Jan 06 1985	China			DSQ	

#### Legend

WR - World Record	=WR - Equal World Record	OR - Olympic Record	=OR - Equal Olympic Record
AF - African Record	=AF - Equal African Record	AM - Americas Record	=AM - Equal Americas Record
AS - Asian Record	=AS - Equal Asian Record	ER - European Record	=ER - Equal European Record





## COMPETITION INFORMATION

Schedules &amp; Results

Medals

Athletes &amp; Teams

Background

Records

[Schedules & Results](#) > [Swimming](#) > [Women's 100m Freestyle Final](#)
[News](#)
[Photos](#)
[Videos](#)


Swimming

## Results

### Women's 100m Freestyle Final

National Aquatics Center / Fri Aug 15 2008 / Start Time: 11:04

Medals

Reports

	Record	Splits	Name	NOC	Location	Date
WR	52.88	25.40	TRICKETT Lisbeth	AUS	Sydney (AUS)	Mar 27 2008
OR	53.38	25.91	STEFFEN Britta	GER	Beijing (CHN)	Aug 10 2008

## Event No: 20

Rank	Lane	Name	NOC	R.T.	50m	Time	Time Behind	
	7	<a href="#">STEFFEN Britta</a>	GER	0.78	(8) 26.04	<b>53.12</b> 27.08		OR
	8	<a href="#">TRICKETT Lisbeth</a>	AUS	0.75	(1) 25.18	<b>53.16</b> 27.98	0.04	
	4	<a href="#">COUGHLIN Natalie</a>	USA	0.67	(3) 25.52	<b>53.39</b> 27.87	0.27	=AM
	6	<a href="#">SEPPALA Hanna-Maria</a>	FIN	0.78	(4) 25.72	<b>53.97</b> 28.25	0.85	
	1	<a href="#">OTTESEN Jeanette</a>	DEN	0.78	(5) 25.84	<b>54.06</b> 28.22	0.94	
	3	<a href="#">ZHU Yingwen</a>	CHN	0.84	(6) 25.95	<b>54.21</b> 28.26	1.09	
	5	<a href="#">VELDHUIS Marleen</a>	NED	0.91	(2) 25.38	<b>54.21</b> 28.83	1.09	
	2	<a href="#">HALSALL Francesca</a>	GBR	0.73	(7) 25.97	<b>54.29</b> 28.32	1.17	

## Legend

OR - Olympic Record

=OR - Equal Olympic Record

WR - World Record

=WR - Equal World Record

R.T. - Reaction Time

O - Olympic record at intermediate distance

W - World record at intermediate distance

DNF - Did not Finish

DNS - Did not Start

DSQ - Disqualified

AF - African Record

=AF - Equal African Record

AM - Americas Record

=AM - Equal Americas Record

AS - Asian Record

=AS - Equal Asian Record

ER - European Record

=ER - Equal European Record

OC - Oceania Record

=OC - Equal Oceania Record



## COMPETITION INFORMATION

Schedules &amp; Results

Medals

Athletes &amp; Teams

Background

Records

Schedules &amp; Results &gt; Swimming &gt; Women's 200m Freestyle - Heats



Swimming

## Results Summary

### Women's 200m Freestyle - Heats

National Aquatics Center / Mon Aug 11 2008 / Start Time: 18:33

News Photos Videos

Medals Reports

Record	Splits	Name	NOC	Location	Date
WR 1:55.52	27.13 56.24	1:25.69 MANAUDOU Laure	FRA	Melbourne (AUS)	Mar 28 2007
OR 1:57.65	28.55 58.50	1:26.03 FRIEDRICH Helke	GDR	Seoul (KOR)	Sep 21 1988

Event No: 13

Rank	Heat	Lane	Name	Date of Birth	NOC	R.T.	50m	100m	150m	Time	Time Behind	WR
1	6	5	<u>PELLEGRINI Federica</u>	Aug 05 1988	Italy	0.74	27.81	57.04 29.23	1:26.53 29.49	<b>1:55.45</b>		WR
2	5	4	<u>ISAKOVIC Sara</u>	Jun 09 1988	Slovenia	0.79	27.94	57.36 29.42	1:26.82 29.46	<b>1:55.86</b>	0.41	
3	5	3	<u>McCLATCHEY Caitlin</u>	Nov 28 1985	Great Britain	0.72	27.91	57.81 29.90	1:27.57 29.76	<b>1:56.97</b>	1.52	
4	6	4	<u>HOFF Katie</u>	Jun 03 1989	United States	0.78	28.03	57.76 29.73	1:27.72 29.96	<b>1:57.20</b>	1.75	
5	6	2	<u>MUTINA Agnes</u>	Apr 19 1988	Hungary	0.68	27.62	57.64 30.02	1:27.67 30.03	<b>1:57.25</b>	1.80	
6	4	2	<u>PANG Jiyang</u>	Jan 06 1985	China	0.77	27.48	57.54 30.06	1:27.78 30.24	<b>1:57.37</b>	1.92	
7	4	4	<u>SCHMITT Allison</u>	Jun 07 1990	United States	0.73	27.94	57.77 29.83	1:28.19 30.42	<b>1:57.38</b>	1.93	
8	6	1	<u>UEDA Haruka</u>	Apr 27 1988	Japan	0.86	27.66	57.51 29.85	1:27.72 30.21	<b>1:57.64</b>	2.19	
9	4	3	<u>POTEC Camelia Alina</u>	Feb 19 1982	Romania	0.93	27.94	57.90 29.96	1:28.17 30.27	<b>1:57.65</b>	2.20	
10	5	5	<u>BARRATT Bronte</u>	Feb 08 1989	Australia	0.67	28.23	57.93 29.70	1:27.91 29.98	<b>1:57.75</b>	2.30	
11	5	2	<u>ETIENNE Ophélie-Cyrielle</u>	Sep 09 1990	France	0.84	28.18	57.86 29.68	1:27.87 30.01	<b>1:57.93</b>	2.48	
12	6	3	<u>MACKENZIE Linda</u>	Dec 14 1983	Australia	0.83	27.73	58.11 30.38	1:28.35 30.24	<b>1:57.96</b>	2.51	
13	5	6	<u>LILLHAGE Josefin</u>	Mar 15 1980	Sweden	0.76	28.10	57.81 29.71	1:28.06 30.25	<b>1:57.98</b>	2.53	
14	4	5	<u>JACKSON Joanne</u>	Sep 12 1986	Great Britain	0.76	28.23	57.95 29.72	1:28.44 30.49	<b>1:58.00</b>	2.55	
15	6	6	<u>MONGEL Aurore</u>	Apr 19 1982	France	0.79	28.03	57.88 29.85	1:28.37 30.49	<b>1:58.11</b>	2.66	
16	5	1	<u>MARKO-VARGA Ida</u>	Mar 10 1985	Sweden	0.77	28.33	58.45 30.12	1:28.26 29.81	<b>1:58.21</b>	2.76	
17	4	7	<u>HORNER Stephanie</u>	Mar 19 1989	Canada	0.76	28.18	57.91 29.73	1:28.08 30.17	<b>1:58.35</b>	2.90	
18	4	1	<u>COSTA Melania Felicitas</u>	Apr 24 1988	Spain	0.82	28.16	57.98	1:28.52	<b>1:59.50</b>	4.05	

								29.82	30.54	30.98	
19	6	7	ZHU Qianwei	Sep 28 1990	China	0.83	28.47	58.86 30.39	1:29.61 30.75	<b>1:59.52</b> 29.91	4.07
20	6	8	BELYAKINA Daria	Nov 16 1986	Russian Fed.	0.75	28.21	58.20 29.99	1:28.88 30.68	<b>1:59.72</b> 30.64	4.27
21	4	8	MITA Maki	Apr 22 1983	Japan	0.74	28.49	58.71 30.22	1:29.38 30.67	<b>1:59.96</b> 30.58	4.51
22	4	6	LURZ Annika	Sep 06 1979	Germany	0.82	28.29	58.32 30.03	1:29.03 30.71	<b>1:59.98</b> 30.95	4.53
23	3	5	KROMQWIDJIO Ronomi	Aug 20 1990	Netherlands	0.76	28.29	58.91 30.62	1:29.49 30.58	<b>2:00.02</b> 30.53	4.57
24	5	7	DALLMANN Petra	Nov 21 1978	Germany	0.79	27.59	57.94 30.35	1:29.21 31.27	<b>2:00.21</b> 31.00	4.76
25	5	8	SAJMUR Genevieve	Jun 23 1987	Canada	0.73	27.71	57.84 30.13	1:29.12 31.28	<b>2:00.49</b> 31.37	5.04
26	3	7	STEINEGGER Joerdis	Feb 08 1983	Austria	0.87	28.34	58.51 30.17	1:29.39 30.88	<b>2:00.52</b> 31.13	5.07
27	3	1	STYLIANOU Anna	May 20 1986	Cyprus	0.74	28.39	58.49 30.10	1:29.18 30.69	<b>2:00.55</b> 31.37	5.10
28	2	4	PARTOKA Elina	Aug 02 1983	Estonia	0.80	28.56	58.92 30.36	1:29.85 30.93	<b>2:00.64</b> 30.79	5.19
28	3	6	FERREIRA Monique	Jun 29 1980	Brazil	0.72	28.21	58.62 30.41	1:29.72 31.10	<b>2:00.64</b> 30.92	5.19
30	2	5	RANGELOVA Nina	Oct 22 1990	Bulgaria	0.86	28.73	58.70 29.97	1:29.16 30.46	<b>2:00.66</b> 31.50	5.21
31	2	7	AU Hoi Shun Stephanie	May 30 1992	Hong Kong,China	0.79	28.61	59.35 30.74	1:30.11 30.76	<b>2:00.85</b> 30.74	5.40
32	3	3	BARZYCKA Paulina	Mar 18 1986	Poland	0.88	28.65	58.85 30.20	1:30.00 31.15	<b>2:00.92</b> 30.92	5.47
33	3	4	CORFE Melissa	Jan 20 1986	South Africa	0.74	27.94	58.62 30.68	1:29.93 31.31	<b>2:00.95</b> 31.02	5.50
34	2	2	JANSEN Louise Mai	Apr 14 1984	Denmark	0.74	28.99	59.18 30.19	1:30.28 31.10	<b>2:01.30</b> 31.02	5.85
35	1	4	KHUDYAKOVA Nataliya	Feb 08 1985	Ukraine	0.82	27.43	57.53 30.10	1:29.26 31.73	<b>2:02.27</b> 33.01	6.82
36	2	6	LIM Lynette	Apr 25 1992	Singapore	0.61	29.22	59.63 30.41	1:30.76 31.13	<b>2:02.30</b> 31.54	6.85
37	3	8	YANG Chin-Kuei	Sep 30 1987	Chinese Taipei	0.80	28.61	59.22 30.61	1:30.70 31.48	<b>2:02.84</b> 32.14	7.39
38	1	5	JUNKRAJANG Natthanan	Apr 13 1986	Thailand	0.85	28.46	59.04 30.58	1:30.71 31.67	<b>2:02.88</b> 32.17	7.43
39	2	8	MAILLIET Christine	Jan 09 1987	Luxembourg	0.75	29.36	1:00.39 31.03	1:31.55 31.16	<b>2:02.91</b> 31.06	7.46
40	1	2	OSTOJIC Milica	Oct 16 1991	Serbia	0.86	28.83	59.66 30.83	1:31.50 31.84	<b>2:03.19</b> 31.69	7.74
41	1	7	VILLARREAL Heysi	Aug 26 1986	Cuba	0.69	28.26	58.41 30.15	1:30.28 31.87	<b>2:03.23</b> 32.95	7.78
42	1	3	TRISIC Anja	Apr 28 1987	Croatia	0.77	28.78	59.43 30.65	1:31.43 32.00	<b>2:03.57</b> 32.14	8.12
43	2	3	NOCHER Melanie	Jun 18 1988	Ireland	0.80	30.76	1:01.67 30.91	1:33.02 31.35	<b>2:04.29</b> 31.27	8.84
44	3	2	KOSTI Eleni	Nov 06 1985	Greece	0.76	28.36	59.02 30.66	1:31.11 32.09	<b>2:04.55</b> 33.44	9.10
45	1	6	SVERRISDOTTIR Sigrun Bra	Mar 23 1990	Iceland	0.73	28.88	59.64 30.76	1:31.97 32.33	<b>2:04.82</b> 32.85	9.37
46	2	1	LEE Keora	May 07 1989	Korea	0.76	29.06	1:00.69 31.63	1:32.83 32.14	<b>2:05.71</b> 32.88	10.26

Legend

WR - World Record      =WR - Equal World Record      OR - Olympic Record      =OR - Equal Olympic Record  
 AF - African Record      =AF - Equal African Record      AM - Americas Record      =AM - Equal Americas Record



## COMPETITION INFORMATION

[Schedules & Results](#)
[Medals](#)
[Athletes & Teams](#)
[Background](#)
[Records](#)
[Schedules & Results](#) > [Swimming](#) > [Women's 200m Freestyle Semifinals](#)


Swimming

## Results Summary

### Women's 200m Freestyle Semifinals

National Aquatics Center / Tue Aug 12 2008 / Start Time: 10:03

[News](#)
[Photos](#)
[Videos](#)
[Medals](#)
[Reports](#)

	Record	Splits			Name	NOC	Location	Date
WR	1:55.45	27.81	57.04	1:26.53	PELLEGRINI Federica	ITA	Beijing (CHN)	Aug 11 2008
OR	1:55.45	27.81	57.04	1:26.53	PELLEGRINI Federica	ITA	Beijing (CHN)	Aug 11 2008

Event No: 13

Rank	Heat	Lane	Name	Date of Birth	NOC	R.T.	50m	100m	150m	Time	Time Behind
1	1	4	<a href="#">ISAKOVIC Sara</a>	Jun 09 1988	Slovenia	0.78	27.84	57.29 29.45	1:27.10 29.81	<b>1:56.50</b> 29.40	
2	1	5	<a href="#">HOFF Katie</a>	Jun 03 1989	United States	0.79	27.92	57.35 29.43	1:27.45 30.10	<b>1:57.01</b> 29.56	0.51
3	2	4	<a href="#">PELLEGRINI Federica</a>	Aug 05 1988	Italy	0.78	27.90	57.23 29.33	1:27.36 30.13	<b>1:57.23</b> 29.87	0.73
4	1	3	<a href="#">PANG Jiyang</a>	Jan 06 1985	China	0.78	27.89	57.62 29.73	1:27.91 30.29	<b>1:57.34</b> 29.43	0.84
5	1	2	<a href="#">BARRATT Bronte</a>	Feb 08 1989	Australia	0.71	28.02	57.86 29.84	1:27.86 30.00	<b>1:57.55</b> 29.69	1.05
6	2	2	<a href="#">POTEC Camelia Alina</a>	Feb 19 1982	Romania	0.88	28.05	58.16 30.11	1:28.24 30.08	<b>1:57.71</b> 29.47	1.21
7	2	5	<a href="#">McCLATCHEY Caitlin</a>	Nov 28 1985	Great Britain	0.74	28.19	57.96 29.77	1:27.93 29.97	<b>1:57.73</b> 29.80	1.23
8	2	7	<a href="#">ETIENNE Ophelie-Cyrielle</a>	Sep 09 1990	France	0.83	28.28	58.05 29.77	1:28.39 30.34	<b>1:58.00</b> 29.61	1.50
9	2	6	<a href="#">SCHMITT Allison</a>	Jun 07 1990	United States	0.73	28.11	58.10 29.99	1:28.26 30.16	<b>1:58.01</b> 29.75	1.51
10	2	8	<a href="#">MONGEL Aureore</a>	Apr 19 1982	France	0.78	27.76	57.50 29.74	1:27.97 30.47	<b>1:58.08</b> 30.11	1.58
11	2	3	<a href="#">MUTINA Agnes</a>	Apr 19 1988	Hungary	0.70	27.93	58.01 30.08	1:28.18 30.17	<b>1:58.15</b> 29.97	1.65
12	1	7	<a href="#">MACKENZIE Linda</a>	Dec 14 1983	Australia	0.78	27.74	57.76 30.02	1:28.36 30.60	<b>1:58.19</b> 29.83	1.69
13	1	6	<a href="#">UEDA Haruka</a>	Apr 27 1988	Japan	0.85	28.06	57.90 29.84	1:28.41 30.51	<b>1:58.44</b> 30.03	1.94
14	1	1	<a href="#">JACKSON Joanne</a>	Sep 12 1986	Great Britain	0.76	27.91	57.70 29.79	1:28.27 30.57	<b>1:58.70</b> 30.43	2.20
15	2	1	<a href="#">LILLHAGE Josefin</a>	Mar 15 1980	Sweden	0.79	27.72	57.81 30.09	1:28.39 30.58	<b>1:59.29</b> 30.90	2.79
16	1	8	<a href="#">MARKO-VARGA Ida</a>	Mar 10 1985	Sweden	0.79	27.67	57.69 30.02	1:28.66 30.77	<b>1:59.41</b> 30.75	2.91

## Legend

WR - World Record

=WR - Equal World Record

OR - Olympic Record

=OR - Equal Olympic Record

AF - African Record

=AF - Equal African Record

AM - Americas Record

=AM - Equal Americas Record



COMPETITION INFORMATION

Schedules & Results Medals Athletes & Teams Background Records

Schedules & Results > Swimming > Women's 200m Freestyle Final

News Photos Videos



Results  
Women's 200m Freestyle Final

Swimming

National Aquatics Center / Wed Aug 13 2008 / Start Time: 10:14

Medals Reports

Record	Splits	Name	NOC	Location	Date
WR 1:55.45	27.81 57.04 1:26.53	PELLEGRINI Federica	ITA	Beijing (CHN)	Aug 11 2008
OR 1:55.45	27.81 57.04 1:26.53	PELLEGRINI Federica	ITA	Beijing (CHN)	Aug 11 2008

Event No: 13

Rank	Lane	Name	NOC	R.T.	50m	100m	150m	Time	Time Behind
1	3	PELLEGRINI Federica	ITA	0.80	(2) 27.27	(1) 55.92 28.65	(1) 1:25.57 29.65	1:54.82 29.25	WR
2	4	ISAKOVIC Sara	SLO	0.78	(7) 27.95	(4) 56.86 28.91	(2) 1:26.03 29.17	1:54.97 28.94	0.15
3	6	PANG Jiaying	CHN	0.73	(1) 27.01	(2) 56.43 29.42	(4) 1:26.29 29.86	1:55.05 28.76	0.23 AS
4	5	HOFF Katie	USA	0.77	(3) 27.57	(3) 56.67 29.10	(3) 1:26.20 29.53	1:55.78 29.58	0.96 AM
5	7	POTEC Camelia Alina	ROU	0.88	(6) 27.81	(6) 57.32 29.51	(5) 1:27.20 29.88	1:56.87 29.67	2.05
6	1	McCLATCHEY Caitlin	GBR	0.75	(8) 28.22	(8) 57.96 29.74	(8) 1:28.20 30.24	1:57.65 29.45	2.83
7	2	BARRATT Bronte	AUS	0.71	(5) 27.75	(7) 57.34 29.59	(7) 1:27.28 29.94	1:57.83 30.55	3.01
8	8	ETIENNE Ophelie-Cyrielle	FRA	0.83	(4) 27.65	(5) 57.01 29.36	(6) 1:27.26 30.25	1:57.83 30.57	3.01

Legend

OR - Olympic Record	=OR - Equal Olympic Record	WR - World Record	=WR - Equal World Record
R.T. - Reaction Time	O - Olympic record at intermediate distance	W - World record at intermediate distance	DNF - Did not Finish
DNS - Did not Start	DSQ - Disqualified	AF - African Record	=AF - Equal African Record
AM - Americas Record	=AM - Equal Americas Record	AS - Asian Record	=AS - Equal Asian Record
ER - European Record	=ER - Equal European Record	OC - Oceania Record	=OC - Equal Oceania Record



COMPETITION INFORMATION

- Schedules & Results
- Medals
- Athletes & Teams
- Background
- Records

Schedules & Results > Swimming > Women's 400m Freestyle - Heats



Swimming

## Results Summary Women's 400m Freestyle - Heats

National Aquatics Center / Sun Aug 10 2008 / Start Time: 20:05

News Photos Videos

Medals Reports











	Record	Splits		Name	NOC	Location	Date
<b>WR</b>	4:01.53	59.01	1:59.60	3:00.41	PELLEGRINI Federica	ITA	Eindhoven (NED) Mar 24 2008
<b>OR</b>	4:03.85	59.99	2:02.14	3:03.40	EVANS Janet	USA	Seoul (KOR) Sep 21 1988

Event No: 11

Rank	Heat	Lane	Name	Date of Birth	NOC	R.T.	Time	Time Behind
1	6	4	<u>PELLEGRINI Federica</u>	Aug 05 1988	ITA	0.72	4:02.19	OR
			50m 28.20	100m 57.75	150m 1:27.86	200m 1:58.38	250m 2:29.34	300m 3:00.62
				29.55	30.11	30.52	30.96	31.28
			350m 3:31.88					31.26
								30.31
2	6	3	<u>ADLINGTON Rebecca</u>	Feb 17 1989	GBR	0.86	4:02.24	0.05
			50m 28.57	100m 58.90	150m 1:29.15	200m 1:59.84	250m 2:30.42	300m 3:01.38
				30.33	30.25	30.69	30.58	30.96
			350m 3:32.29					29.95
								30.91
3	5	4	<u>HOFF Katie</u>	Jun 03 1989	USA	0.76	4:03.71	1.52
			50m 28.82	100m 59.54	150m 1:30.66	200m 2:01.89	250m 2:32.68	300m 3:03.73
				30.72	31.12	31.23	30.79	30.55
			350m 3:33.79					29.92
								30.56
4	5	6	<u>JACKSON Joanne</u>	Sep 12 1986	GBR	0.74	4:03.80	1.61
			50m 28.58	100m 59.86	150m 1:30.15	200m 2:01.74	250m 2:32.76	300m 3:03.69
				31.28	30.29	31.59	31.02	30.93
			350m 3:34.19					29.61
								30.50
5	5	3	<u>BARRATT Bronte</u>	Feb 08 1989	AUS	0.69	4:04.16	1.97
			50m 28.93	100m 59.66	150m 1:30.79	200m 2:02.05	250m 2:32.67	300m 3:03.49
				30.73	31.13	31.26	30.62	30.82
			350m 3:34.20					29.96
								30.71
6	5	5	<u>BALMY Coralie</u>	Nov 27 1985	FRA	0.85	4:04.25	2.06
			50m 28.62	100m 59.55	150m 1:30.65	200m 2:01.89	250m 2:33.09	300m 3:03.78
				30.93	31.10	31.24	31.20	30.69
			350m 3:34.69					29.56
								30.91





Swimming Women's 400m Freestyle Results Summary - THE OFFICIAL RESULTS OF THE 2008 BEIJING OLYMPIC GAMES

Rank	Age	Sex	Name	DOB	Country	Final Time	Points	World Record
7	4	6	POTEC Camelia Alina	Feb 19 1982	Romania	4:04.55	2.36	
			50m 28.65	100m 59.20 30.55	150m 1:30.16 30.96	200m 2:01.16 31.00	250m 2:32.22 31.06	300m 3:03.35 31.13
			350m 3:34.49 31.14					30.06
8	4	4	MANAUDOU Laure	Oct 09 1986	France	4:04.93	2.74	
			50m 28.11	100m 58.50 30.39	150m 1:29.62 31.12	200m 2:01.04 31.42	250m 2:32.56 31.52	300m 3:04.11 31.55
			350m 3:35.27 31.16					29.66
9	4	5	JEDRZEJCZAK Otylia	Dec 13 1983	Poland	4:05.50	3.31	
			50m 28.71	100m 59.05 30.34	150m 1:30.01 30.96	200m 2:01.26 31.25	250m 2:32.48 31.22	300m 3:03.89 31.41
			350m 3:35.30 31.41					30.20
10	4	3	MACKENZIE Linda	Dec 14 1983	Australia	4:05.91	3.72	
			50m 27.94	100m 58.50 30.56	150m 1:29.72 31.22	200m 2:01.14 31.42	250m 2:32.78 31.64	300m 3:04.47 31.69
			350m 3:35.84 31.37					30.07
11	6	1	HORNER Stephanie	Mar 19 1989	Canada	4:07.45	5.26	
			50m 28.92	100m 59.47 30.55	150m 1:30.29 30.82	200m 2:01.38 31.09	250m 2:32.31 30.93	300m 3:03.89 31.58
			350m 3:35.60 31.71					31.85
12	5	2	TROTT Wendy	Feb 14 1990	South Africa	4:08.38	6.19	AF
			50m 29.10	100m 1:00.28 31.18	150m 1:31.68 31.40	200m 2:03.33 31.65	250m 2:34.61 31.28	300m 3:06.35 31.74
			350m 3:37.77 31.42					30.61
13	5	7	FRIIS Lotte	Feb 09 1988	Denmark	4:08.47	6.28	
			50m 28.92	100m 59.89 30.97	150m 1:31.32 31.43	200m 2:02.68 31.36	250m 2:34.33 31.65	300m 3:06.18 31.85
			350m 3:38.01 31.83					30.46
14	6	5	ZIEGLER Kate	Jun 27 1988	United States	4:09.59	7.40	
			50m 28.71	100m 59.61 30.90	150m 1:30.90 31.29	200m 2:02.53 31.63	250m 2:34.34 31.81	300m 3:06.72 32.38
			350m 3:38.99 32.27					30.60
14	6	7	RIGAMONTI Flavia	Jul 01 1981	Switzerland	4:09.59	7.40	
			50m 29.39	100m 1:00.48 31.09	150m 1:32.21 31.73	200m 2:03.82 31.61	250m 2:35.42 31.60	300m 3:07.22 31.80
			350m 3:39.13 31.91					30.46
16	4	8	STEINEGGER Joerdis	Feb 08 1983	Austria	4:09.72	7.53	
			50m 29.69	100m 1:01.03 31.34	150m 1:32.67 31.64	200m 2:04.15 31.48	250m 2:35.09 30.94	300m 3:06.54 31.45
			350m 3:38.39 31.85					31.33
17	6	2	CORFE Melissa	Jan 20 1986	South Africa	4:10.54	8.35	
			50m 28.60	100m 59.31	150m 1:30.49	200m 2:02.26	250m 2:34.03	300m 3:06.28

			30.71	31.18	31.77	31.77	32.25		
		350m	3:38.58					31.96	
			32.30						
18	5	1	<b>FAGUNDEZ Gabriella</b>		Oct 11 1985	 Sweden	0.89	<b>4:11.40</b>	9.21
		50m	29.07	100m 1:00.46	150m 1:31.79	200m 2:03.67	250m 2:35.28	300m 3:07.31	
				31.39	31.33	31.88	31.61	32.03	
		350m	3:39.35					32.05	
			32.04						
19	4	1	<b>KING Savannah</b>		Jun 04 1992	 Canada	0.79	<b>4:11.49</b>	9.30
		50m	28.95	100m 59.76	150m 1:31.22	200m 2:03.08	250m 2:34.91	300m 3:07.10	
				30.81	31.46	31.86	31.83	32.19	
		350m	3:39.47					32.02	
			32.37						
20	3	3	<b>ESCOBAR Susana</b>		Dec 13 1987	 Mexico	0.73	<b>4:11.99</b>	9.80
		50m	29.45	100m 1:00.65	150m 1:32.48	200m 2:04.34	250m 2:36.23	300m 3:08.24	
				31.20	31.83	31.86	31.89	32.01	
		350m	3:40.42					31.57	
			32.18						
21	3	5	<b>FERREIRA Monique</b>		Jun 29 1980	 Brazil	0.71	<b>4:12.21</b>	10.02
		50m	29.22	100m 1:00.44	150m 1:32.43	200m 2:04.41	250m 2:36.44	300m 3:08.61	
				31.22	31.99	31.98	32.03	32.17	
		350m	3:40.63					31.58	
			32.02						
22	4	7	<b>TAN Miao</b>		Jan 06 1987	 China	0.76	<b>4:12.35</b>	10.16
		50m	29.93	100m 1:01.63	150m 1:33.35	200m 2:05.07	250m 2:36.69	300m 3:09.04	
				31.70	31.72	31.72	31.62	32.35	
		350m	3:41.29					31.06	
			32.25						
23	4	2	<b>VILLAEJIA Erika</b>		Jun 02 1984	 Spain	0.84	<b>4:14.25</b>	12.06
		50m	29.39	100m 1:00.76	150m 1:32.65	200m 2:04.76	250m 2:37.15	300m 3:09.63	
				31.37	31.89	32.11	32.39	32.48	
		350m	3:42.03					32.22	
			32.40						
24	3	6	<b>AU Hoi Shun Stephanie</b>		May 30 1992	 Hong Kong, China	0.83	<b>4:14.82</b>	12.63
		50m	29.39	100m 1:00.79	150m 1:32.86	200m 2:05.23	250m 2:37.71	300m 3:10.41	
				31.40	32.07	32.37	32.48	32.70	
		350m	3:42.90					31.92	
			32.49						
25	6	8	<b>EHMCKE Jaana</b>		May 18 1987	 Germany	0.86	<b>4:15.15</b>	12.96
		50m	29.23	100m 1:00.29	150m 1:32.58	200m 2:05.07	250m 2:37.99	300m 3:10.83	
				31.06	32.29	32.49	32.92	32.84	
		350m	3:43.74					31.41	
			32.91						
26	5	8	<b>LI Mo</b>		Jan 21 1990	 China	0.77	<b>4:15.50</b>	13.31
		50m	29.63	100m 1:01.17	150m 1:33.17	200m 2:05.61	250m 2:37.94	300m 3:10.70	
				31.34	32.00	32.44	32.33	32.76	
		350m	3:43.41					32.09	
			32.71						
27	3	2	<b>EFSTATHIOU Eleftheria Evgenia</b>		Jul 05 1989	 Greece	0.79	<b>4:15.78</b>	13.59
		50m	29.71	100m 1:01.05	150m 1:33.10	200m 2:05.73	250m 2:38.39	300m 3:11.35	
				31.34	32.05	32.63	32.66	32.96	
		350m	3:44.20						



28	3	4	<b>BELYAKINA Daria</b>	Nov 16 1986	Russian Fed.	0.75	4:16.21	14.02
			50m 29.08	100m 1:00.50 31.42	150m 1:32.54 32.04	200m 2:04.84 32.30	250m 2:37.16 32.32	300m 3:09.79 32.63
			350m 3:43.26 33.47					31.58
29	1	4	<b>KAPAS Boglarka</b>	Apr 22 1993	Hungary	0.81	4:16.22	14.03
			50m 29.09	100m 1:00.79 31.70	150m 1:33.50 32.71	200m 2:06.15 32.65	250m 2:38.87 32.72	300m 3:11.76 32.89
			350m 3:44.25 32.49					32.95
30	3	1	<b>LIM Lynette</b>	Apr 25 1992	Singapore	0.60	4:17.67	15.48
			50m 30.90	100m 1:02.40 31.50	150m 1:34.35 31.95	200m 2:06.77 32.42	250m 2:39.01 32.24	300m 3:11.79 32.78
			350m 3:44.83 33.04					31.97
31	6	6	<b>SHIBATA Ai</b>	May 14 1982	Japan	0.89	4:17.96	15.77
			50m 29.45	100m 1:00.92 31.47	150m 1:33.11 32.19	200m 2:06.04 32.93	250m 2:39.09 33.05	300m 3:12.30 33.21
			350m 3:45.56 33.26					32.84
32	2	2	<b>PINTO PEREZ Yanel Andreina</b>	May 20 1989	Venezuela	0.83	4:18.09	15.90
			50m 30.21	100m 1:02.61 32.40	150m 1:35.32 32.71	200m 2:08.24 32.92	250m 2:41.07 32.83	300m 3:14.27 33.20
			350m 3:47.04 32.77					32.40
33	2	1	<b>KHODYAKOVA Nataliya</b>	Feb 08 1985	Ukraine	0.85	4:18.34	16.15
			50m 29.51	100m 1:01.40 31.89	150m 1:34.01 32.61	200m 2:06.82 32.81	250m 2:39.89 33.07	300m 3:13.20 33.31
			350m 3:46.25 33.05					31.05
34	3	7	<b>BIAGIOLI Cecilia Elizabeth</b>	Mar 01 1985	Argentina	0.80	4:19.85	17.66
			50m 29.71	100m 1:01.53 31.82	150m 1:34.15 32.62	200m 2:07.05 32.90	250m 2:40.06 33.01	300m 3:13.36 33.30
			350m 3:46.77 33.41					32.09
35	2	7	<b>LEHTONEN Eva</b>	Jun 06 1991	Finland	0.66	4:20.07	17.88
			50m 30.42	100m 1:02.13 31.71	150m 1:34.74 32.61	200m 2:07.37 32.63	250m 2:40.32 32.95	300m 3:13.67 33.35
			350m 3:47.19 33.52					33.08
36	2	3	<b>LENNQX-SILVA Kristina</b>	Apr 24 1985	Puerto Rico	0.76	4:20.17	17.98
			50m 29.96	100m 1:01.79 31.83	150m 1:34.00 32.21	200m 2:06.89 32.89	250m 2:40.14 33.25	300m 3:13.55 33.41
			350m 3:47.21 33.66					32.88
37	2	6	<b>LEE Jieun</b>	Jun 18 1989	Korea	0.85	4:21.53	19.34
			50m 29.49	100m 1:01.57 32.08	150m 1:34.89 33.32	200m 2:07.79 32.90	250m 2:41.09 33.30	300m 3:15.30 34.21
			350m 3:48.56 33.26					32.96
38	2	5	<b>KHOO Cai Lin</b>	Dec 25 1986	Malaysia	0.75	4:23.37	21.18

	50m 29.68	100m 1:01.97 32.29	150m 1:35.37 33.40	200m 2:09.14 33.77	250m 2:43.27 34.13	300m 3:17.42 34.15		
	350m 3:50.80 33.38						32.57	
39	2	4	<b>MARCUS Gojda</b>	Mar 15 1983	 El Salvador	0.74	<b>4:23.50</b>	21.31
	50m 31.12	100m 1:04.08 32.96	150m 1:37.73 33.65	200m 2:11.51 33.78	250m 2:44.25 32.74	300m 3:17.70 33.45		
	350m 3:51.26 33.56						32.24	
40	3	8	<b>YANG Chin-Kuei</b>	Sep 30 1987	 Chinese Taipei	0.79	<b>4:24.78</b>	22.59
	50m 29.83	100m 1:01.89 32.06	150m 1:34.63 32.74	200m 2:07.83 33.20	250m 2:41.46 33.63	300m 3:15.96 34.50		
	350m 3:50.64 34.68						34.14	
41	1	3	<b>AUSTIN Shrone</b>	Jan 31 1989	 Seychelles	0.88	<b>4:35.86</b>	33.67
	50m 30.93	100m 1:04.26 33.33	150m 1:39.24 34.98	200m 2:14.16 34.92	250m 2:49.72 35.56	300m 3:25.11 35.39		
	350m 4:00.82 35.71						35.04	
	1	5	<b>JUNKBALANG Natthanan</b>	Apr 13 1986	 Thailand		<b>DNS</b>	

**Legend**

- |                      |                            |                      |                             |
|----------------------|----------------------------|----------------------|-----------------------------|
| WR - World Record    | =WR - Equal World Record   | OR - Olympic Record  | =OR - Equal Olympic Record  |
| AF - African Record  | =AF - Equal African Record | AM - Americas Record | =AM - Equal Americas Record |
| AS - Asian Record    | =AS - Equal Asian Record   | ER - European Record | =ER - Equal European Record |
| OC - Oceania Record  | =OC - Equal Oceania Record | R.T. - Reaction Time | DSQ - Disqualified          |
| DNF - Did not Finish | DNS - Did not Start        |                      |                             |


**Latest News**

- Natalie du Toit -- When taking part is more important than winning [2008-08-21]
- Men's Marathon 10km: Maarten van der Weijden surprises favorites [2008-08-21]
- Photos: Dutch swimmer wins Men's 10km Marathon Swimming gold [2008-08-21]
- Swimming Day 11 Preview: Men's Marathon 10km Dyatchin and Lurz to battle [2008-08-20]
- Women's Marathon 10km: Ilchenko wins gold in final flurry [2008-08-20]
- Photos: Ilchenko takes gold in Women's 10km Marathon Swimming [2008-08-20]
- Natalie du Toit ready to make Olympic history [2008-08-19]

**Photos**



Photos: Dutch swimmer wins Men's 10km Marathon Swimming gold



Photos: Ilchenko takes gold in Women's 10km Marathon Swimming



Swimming Review: Phelps takes greatest Olympic gold medal swag ever

[More>>](#)



Set as Homepage | Sailing 2008 | Equestrian 2008 | Preliminary site | BOBICO | Site Map | Contact | FAQ | RSS | IPv6  
Copyright The Beijing Organizing Committee for the Games of the XXIX Olympiad



### COMPETITION INFORMATION

- Schedules & Results
- Medals
- Athletes & Teams
- Background
- Records

Schedules & Results > Swimming > Women's 400m Freestyle Final

News Photos Videos



## Results Women's 400m Freestyle Final







National Aquatics Center / Mon Aug 11 2008 / Start Time: 11:17

Medals Reports

Record	Splits			Name	NOC	Location	Date
WR 4:01.53	59.01	1:59.60	3:00.41	PELLEGRINI Federica	ITA	Eindhoven (NED)	Mar 24 2008
OR 4:02.19	57.75	1:58.38	3:00.62	PELLEGRINI Federica	ITA	Beijing (CHN)	Aug 10 2008

Event No: 11

Rank	Lane	Name	NOC	R.T.	Time	Time Behind
	5	<u>ADLINGTON Rebecca</u>	GBR	0.82	4:03.22	
50m (6)	28.79	100m (6) 59.36 30.57	150m (8) 1:30.33 30.97	200m (6) 2:01.56 31.23	250m (7) 2:32.50 30.94	300m (=5) 3:03.36 30.86
350m (4)	3:34.04	30.68				29.18
	3	<u>HOFF Katie</u>	USA	0.80	4:03.29	0.07
50m (4)	28.63	100m (5) 59.19 30.56	150m (2) 1:30.04 30.85	200m (1) 2:01.05 31.01	250m (1) 2:31.57 30.52	300m (1) 3:01.91 30.34
350m (1)	3:32.58	30.67				30.71
	6	<u>JACKSON Jeanne</u>	GBR	0.79	4:03.52	0.30
50m (7)	28.84	100m (8) 59.58 30.74	150m (7) 1:30.30 30.72	200m (8) 2:01.60 31.30	250m (6) 2:32.34 30.74	300m (4) 3:03.08 30.74
350m (2)	3:33.66	30.58				29.86
	7	<u>BALMY Coralie</u>	FRA	0.83	4:03.60	0.38
50m (3)	28.58	100m (=2) 59.13 30.55	150m (4) 1:30.18 31.05	200m (2) 2:01.24 31.06	250m (2) 2:31.93 30.69	300m (2) 3:02.82 30.89
350m (3)	3:33.72	30.90				29.88
	4	<u>PELLEGRINI Federica</u>	ITA	0.80	4:04.56	1.34
50m (5)	28.72	100m (=2) 59.13 30.41	150m (5) 1:30.24 31.11	200m (3) 2:01.32 31.08	250m (3) 2:32.18 30.86	300m (3) 3:03.03 30.85
350m (5)	3:34.07					30.49

31.04														
	1	<b>POTEȚ Camelia Alina</b>	 ROU	0.88	<b>4:04.66</b>	1.44								
50m (2)	28.52	100m (4)	59.18	150m (3)	1:30.05	200m (=4)	2:01.34	250m (4)	2:32.21	300m (=5)	3:03.36			
		30.66		30.87	31.29			30.87		31.15				
350m (6)	3:34.29												30.37	
30.93														
	2	<b>BARRATT Bronte</b>	 AUS	0.71	<b>4:05.05</b>	1.83								
50m (8)	28.89	100m (7)	59.39	150m (6)	1:30.29	200m (=4)	2:01.34	250m (5)	2:32.23	300m (7)	3:03.47			
		30.50		30.90	31.05			30.89		31.24				
350m (7)	3:34.42												30.63	
30.95														
	8	<b>MANAUDOU Laure</b>	 FRA	0.87	<b>4:11.26</b>	8.04								
50m (1)	28.32	100m (1)	58.76	150m (1)	1:29.87	200m (7)	2:01.57	250m (8)	2:33.32	300m (8)	3:05.45			
		30.44		31.11	31.70			31.75		32.13				
350m (8)	3:38.43												32.83	
32.98														

#### Legend

OR - Olympic Record	=OR - Equal Olympic Record	WR - World Record	=WR - Equal World Record
R.T. - Reaction Time	D - Olympic record at intermediate distance	W - World record at intermediate distance	DNF - Did not Finish
DNS - Did not Start	DSQ - Disqualified	AF - African Record	=AF - Equal African Record
AM - Americas Record	=AM - Equal Americas Record	AS - Asian Record	=AS - Equal Asian Record
ER - European Record	=ER - Equal European Record	OC - Oceania Record	=OC - Equal Oceania Record

#### Latest News

- [Natalie du Toit -- When taking part is more important than winning \[2008-08-21\]](#)
- [Men's Marathon 10km: Maarten van der Weijden surprises favorites \[2008-08-21\]](#)
- [Photos: Dutch swimmer wins Men's 10km Marathon Swimming gold \[2008-08-21\]](#)
- [Swimming Day 11 Preview: Men's Marathon 10km Dyatchin and Lurz to battle \[2008-08-20\]](#)
- [Women's Marathon 10km: Ilchenko wins gold in final flurry \[2008-08-20\]](#)
- [Photos: Ilchenko takes gold in Women's 10km Marathon Swimming \[2008-08-20\]](#)
- [Natalie du Toit ready to make Olympic history \[2008-08-19\]](#)

#### Photos



Photos: Dutch swimmer wins Men's 10km Marathon Swimming gold



Photos: Ilchenko takes gold in Women's 10km Marathon Swimming



Swimming Review: Phelps takes greatest Olympic gold medal swag ever

[More >>](#)



[Set as Homepage](#) | [Sailing 2000](#) | [Equestrian 2008](#) | [Preliminary site](#) | [BOBICO](#) | [Site Map](#) | [Contact](#) | [FAQ](#) | [RSS](#) | [IPv6](#)

Copyright The Beijing Organizing Committee for the Games of the XXIX Olympiad



HOME

COMPETITION INFORMATION

Schedules & Results Medals Athletes & Teams Background Records

Schedules & Results > Swimming > Women's 800m Freestyle - Heats

News Photos Videos



Swimming

Results Summary  
Women's 800m Freestyle - Heats











National Aquatics Center / Thu Aug 14 2008 / Start Time: 18:59

Medals Reports









Record	Splits				Name	NOC	Location	Date
<b>WR 8:16.22</b>	1:00.20	2:02.53	3:05.12	4:07.92	EVANS Janet	USA	Tokyo (JPN)	Aug 20 1989
	5:10.27	6:12.82	7:15.44					
<b>OR 8:19.67</b>	1:00.50	2:02.87	3:05.37	4:07.83	BENNETT Brooke	USA	Sydney (AUS)	Sep 22 2000
	5:10.54	6:13.32	7:16.84					









Event No: 26

Rank	Heat	Lane	Name	Date of Birth	NOC	R.T.	Time	Time Behind
1	4	4	<b>ADLINGTON Rebecca</b>	Feb 17 1989	Great Britain	0.83	<b>8:18.06</b>	OR
			50m 29.12	100m 1:00.08	150m 1:31.25	200m 2:02.37	250m 2:33.62	300m 3:04.84
				30.96	31.17	31.12	31.25	31.22
			350m 3:36.27	400m 4:07.64	450m 4:38.91	500m 5:10.14	550m 5:41.45	600m 6:12.96
			31.43	31.37	31.27	31.23	31.31	31.51
			650m 6:44.34	700m 7:16.01	750m 7:47.45			30.61
			31.38	31.67	31.44			
2	3	5	<b>POTEC Camelia Alina</b>	Feb 19 1982	Romania	0.90	<b>8:19.70</b>	1.64
			50m 28.84	100m 59.50	150m 1:30.61	200m 2:01.63	250m 2:32.83	300m 3:04.23
				30.66	31.11	31.02	31.20	31.40
			350m 3:35.53	400m 4:06.95	450m 4:38.40	500m 5:09.86	550m 5:41.42	600m 6:13.12
			31.30	31.42	31.45	31.46	31.56	31.70
			650m 6:44.81	700m 7:16.71	750m 7:48.61			31.09
			31.69	31.90	31.90			
3	4	2	<b>FRIIS Lotte</b>	Feb 09 1988	Denmark	0.81	<b>8:21.74</b>	3.68
			50m 29.40	100m 1:00.66	150m 1:32.07	200m 2:03.56	250m 2:34.96	300m 3:06.63
				31.26	31.41	31.49	31.40	31.67
			350m 3:38.26	400m 4:09.96	450m 4:41.54	500m 5:13.15	550m 5:44.79	600m 6:16.49
			31.63	31.70	31.58	31.61	31.64	31.70
			650m 6:48.14	700m 7:20.02	750m 7:51.67			30.07
			31.65	31.88	31.65			
4	5	5	<b>FILIPPI Alessia</b>	Jun 23 1987	Italy	0.90	<b>8:21.95</b>	3.89
			50m 29.25	100m 1:00.46	150m 1:32.18	200m 2:04.01	250m 2:35.74	300m 3:07.62
				31.21	31.72	31.83	31.73	31.88
			350m 3:39.44	400m 4:11.08	450m 4:42.53	500m 5:14.07	550m 5:45.54	600m 6:16.80
			31.82	31.64	31.45	31.54	31.47	31.26
			650m 6:47.97	700m 7:19.43	750m 7:50.68			31.27
			31.17	31.46	31.25			
5	4	3	<b>PALMER Kylie</b>	Feb 25 1990	Australia	0.80	<b>8:22.81</b>	4.75 OC









	50m 29.12	100m 1:00.31 31.19	150m 1:31.79 31.48	200m 2:03.43 31.64	250m 2:34.89 31.46	300m 3:06.65 31.76			
	350m 3:38.33 31.68	400m 4:10.13 31.80	450m 4:41.50 31.37	500m 5:13.05 31.55	550m 5:44.71 31.66	600m 6:16.11 31.40			
	650m 6:47.63 31.52	700m 7:19.50 31.87	750m 7:51.32 31.82				31.49		
	<b>5</b>	<b>1</b>	<b>SOKOLOVA Elena</b>	Feb 13 1991	 Russian Fed.	0.84	<b>8:23.07</b>	5.01	
	50m 28.98	100m 59.35 30.37	150m 1:30.59 31.24	200m 2:02.03 31.44	250m 2:33.83 31.80	300m 3:05.29 31.46			
	350m 3:37.54 32.25	400m 4:09.36 31.82	450m 4:41.47 32.11	500m 5:13.34 31.87	550m 5:45.25 31.91	600m 6:16.97 31.72			
	650m 6:49.11 32.14	700m 7:20.81 31.70	750m 7:52.92 32.11				30.15		
	<b>3</b>	<b>6</b>	<b>LI Xiaohu</b>	Feb 05 1994	 China	0.82	<b>8:24.37</b>	6.31	
	50m 29.55	100m 1:00.51 30.96	150m 1:31.94 31.43	200m 2:03.36 31.42	250m 2:34.81 31.45	300m 3:06.30 31.49			
	350m 3:37.98 31.68	400m 4:09.75 31.77	450m 4:41.60 31.85	500m 5:13.52 31.92	550m 5:45.28 31.76	600m 6:17.33 32.05			
	650m 6:49.30 31.97	700m 7:21.58 32.28	750m 7:53.46 31.88				30.91		
	<b>8</b>	<b>5</b>	<b>PATTEN Cassandra</b>	Jan 01 1987	 Great Britain	0.83	<b>8:25.91</b>	7.85	
	50m 29.87	100m 1:01.24 31.37	150m 1:32.93 31.69	200m 2:04.81 31.88	250m 2:36.79 31.98	300m 3:08.39 31.60			
	350m 3:40.33 31.94	400m 4:12.16 31.83	450m 4:43.75 31.59	500m 5:15.71 31.96	550m 5:47.58 31.87	600m 6:19.71 32.13			
	650m 6:51.90 32.19	700m 7:23.77 31.87	750m 7:55.71 31.94				30.20		
<b>9</b>	<b>4</b>	<b>1</b>	<b>TROTT Wendy</b>	Feb 14 1990	 South Africa	0.82	<b>8:26.21</b>	8.15	AF
	50m 28.65	100m 59.85 31.20	150m 1:31.58 31.73	200m 2:03.31 31.73	250m 2:35.27 31.96	300m 3:07.10 31.83			
	350m 3:38.98 31.88	400m 4:10.73 31.75	450m 4:42.60 31.87	500m 5:14.21 31.61	550m 5:46.27 32.06	600m 6:18.11 31.84			
	650m 6:50.40 32.29	700m 7:22.61 32.21	750m 7:54.88 32.27				31.33		
<b>10</b>	<b>5</b>	<b>4</b>	<b>ZIEGLER Kate</b>	Jun 27 1988	 United States	0.75	<b>8:26.98</b>	8.92	
	50m 28.52	100m 59.16 30.64	150m 1:30.43 31.27	200m 2:01.84 31.41	250m 2:33.55 31.71	300m 3:05.40 31.85			
	350m 3:37.54 32.14	400m 4:09.73 32.19	450m 4:42.10 32.37	500m 5:14.46 32.36	550m 5:46.46 32.00	600m 6:19.17 32.71			
	650m 6:51.89 32.72	700m 7:24.77 32.88	750m 7:57.40 32.63				29.58		
<b>11</b>	<b>3</b>	<b>4</b>	<b>HOFF Katie</b>	Jun 03 1989	 United States	0.79	<b>8:27.78</b>	9.72	
	50m 28.80	100m 59.73 30.93	150m 1:31.17 31.44	200m 2:02.67 31.50	250m 2:33.86 31.19	300m 3:05.31 31.45			
	350m 3:36.86 31.55	400m 4:08.40 31.54	450m 4:40.15 31.75	500m 5:12.07 31.92	550m 5:43.84 31.77	600m 6:15.79 31.95			
	650m 6:48.26 32.47	700m 7:21.02 32.76	750m 7:55.41 34.39				32.37		
<b>12</b>	<b>5</b>	<b>6</b>	<b>BALMY Coralie</b>	Nov 27 1985	 France	0.85	<b>8:28.34</b>	10.28	
	50m 29.08	100m 1:00.54 31.46	150m 1:32.34 31.80	200m 2:04.18 31.84	250m 2:36.12 31.94	300m 3:07.95 31.83			
	350m 3:39.96 32.01	400m 4:12.14 32.18	450m 4:44.31 32.17	500m 5:16.77 32.46	550m 5:48.97 32.20	600m 6:21.29 32.32			
	650m 6:53.45 32.16	700m 7:25.68 32.23	750m 7:57.54 31.86				30.80		

Swimming Women's 800m Freestyle Results Summary - THE OFFICIAL RESULTS

13	3	3	<b>RIGAMONTI Flavia</b>	Jul 01 1981	 Switzerland	0.88	8:28.67	10.61
	50m	29.57	100m 1:01.20 31.63	150m 1:32.82 31.62	200m 2:04.76 31.94	250m 2:36.43 31.67	300m 3:08.49 32.06	
	350m	3:40.26 31.77	400m 4:12.40 32.14	450m 4:44.22 31.82	500m 5:16.38 32.16	550m 5:48.36 31.98	600m 6:20.71 32.35	
	650m	6:52.85 32.14	700m 7:25.35 32.50	750m 7:57.48 32.13				31.19
14	3	8	<b>PINTO PEREZ Andreina del Valle</b>	Sep 10 1981	 Venezuela	0.75	8:30.30	12.24
	50m	29.53	100m 1:00.60 31.07	150m 1:32.22 31.62	200m 2:03.82 31.60	250m 2:35.98 32.16	300m 3:08.20 32.22	
	350m	3:40.33 32.13	400m 4:12.58 32.25	450m 4:44.94 32.36	500m 5:17.51 32.57	550m 5:50.19 32.68	600m 6:22.59 32.40	
	650m	6:55.03 32.44	700m 7:27.47 32.44	750m 7:59.11 31.64				31.19
15	4	7	<b>YOU Meihong</b>	Jan 31 1993	 China	0.85	8:31.11	13.05
	50m	29.75	100m 1:01.52 31.77	150m 1:33.17 31.65	200m 2:05.34 32.17	250m 2:37.27 31.93	300m 3:09.49 32.22	
	350m	3:41.53 32.04	400m 4:13.68 32.15	450m 4:45.92 32.24	500m 5:18.33 32.41	550m 5:50.34 32.01	600m 6:22.81 32.47	
	650m	6:55.27 32.46	700m 7:27.75 32.48	750m 7:59.97 32.22				31.14
16	5	3	<b>VILLAECIJA Erika</b>	Jun 02 1984	 Spain	0.84	8:32.27	14.21
	50m	29.52	100m 1:00.77 31.25	150m 1:32.60 31.83	200m 2:04.68 32.08	250m 2:36.86 32.18	300m 3:09.09 32.23	
	350m	3:41.48 32.39	400m 4:13.83 32.35	450m 4:46.28 32.45	500m 5:18.67 32.39	550m 5:51.27 32.60	600m 6:23.90 32.63	
	650m	6:56.39 32.49	700m 7:29.05 32.66	750m 8:01.15 32.10				31.12
17	5	8	<b>GORMAN Melissa</b>	Dec 11 1985	 Australia	0.82	8:32.34	14.28
	50m	29.87	100m 1:01.53 31.66	150m 1:33.46 31.93	200m 2:05.65 32.19	250m 2:37.81 32.16	300m 3:09.91 32.10	
	350m	3:42.13 32.22	400m 4:14.44 32.31	450m 4:46.79 32.35	500m 5:19.19 32.40	550m 5:51.65 32.46	600m 6:24.25 32.60	
	650m	6:56.92 32.67	700m 7:29.35 32.43	750m 8:01.53 32.18				30.81
18	2	4	<b>ESCOBAR Susana</b>	Dec 13 1987	 Mexico	0.78	8:33.51	15.45
	50m	30.36	100m 1:02.68 32.32	150m 1:34.99 32.31	200m 2:07.27 32.28	250m 2:39.51 32.24	300m 3:11.89 32.38	
	350m	3:44.17 32.28	400m 4:16.72 32.55	450m 4:49.04 32.32	500m 5:21.48 32.44	550m 5:53.83 32.35	600m 6:26.35 32.52	
	650m	6:58.44 32.09	700m 7:30.43 31.99	750m 8:02.24 31.81				31.27
19	5	2	<b>HUBER Sophie</b>	Nov 26 1985	 France	0.92	8:33.76	15.70
	50m	29.45	100m 1:00.85 31.40	150m 1:32.79 31.94	200m 2:04.88 32.09	250m 2:37.06 32.18	300m 3:09.44 32.38	
	350m	3:41.82 32.38	400m 4:14.24 32.42	450m 4:46.76 32.52	500m 5:19.24 32.48	550m 5:51.81 32.57	600m 6:24.45 32.64	
	650m	6:57.06 32.61	700m 7:29.84 32.78	750m 8:02.27 32.43				31.49
20	2	5	<b>KOBRICH Kristel</b>	Aug 09 1985	 Chile	0.87	8:34.25	16.19
	50m	30.65	100m 1:02.69 32.04	150m 1:34.78 32.09	200m 2:07.00 32.22	250m 2:39.28 32.28	300m 3:11.70 32.42	
	350m	3:44.21 32.51	400m 4:16.72 32.51	450m 4:49.15 32.43	500m 5:21.64 32.49	550m 5:54.02 32.38	600m 6:26.52 32.50	
	650m	6:58.91	700m 7:30.93	750m 8:03.10				

		32.39	32.02	32.17						31.15	
<b>21</b>	<b>3</b>	<b>1</b>	<b>FUJINO Maiko</b>		May 25 1983		Japan	0.83	<b>8:35.60</b>	17.54	
		50m 30.41	100m 1:02.73	150m 1:35.17	200m 2:07.57	250m 2:40.10	300m 3:12.52				
			32.32	32.44	32.40	32.53	32.42				
		350m 3:44.95	400m 4:17.37	450m 4:49.85	500m 5:22.19	550m 5:54.93	600m 6:27.38				
		32.43	32.42	32.48	32.34	32.74	32.45				
		650m 6:59.94	700m 7:31.99	750m 8:04.34							
		32.56	32.05	32.35							31.26
<b>22</b>	<b>2</b>	<b>1</b>	<b>STEINEGGER Joerdis</b>		Feb 08 1983		Austria	0.90	<b>8:36.40</b>	18.34	
		50m 29.99	100m 1:02.05	150m 1:34.10	200m 2:06.39	250m 2:38.69	300m 3:11.37				
			32.06	32.05	32.29	32.30	32.68				
		350m 3:44.39	400m 4:17.12	450m 4:49.67	500m 5:22.14	550m 5:54.67	600m 6:27.37				
		33.02	32.73	32.55	32.47	32.53	32.70				
		650m 7:00.08	700m 7:32.57	750m 8:05.05							
		32.71	32.49	32.48							31.35
<b>23</b>	<b>3</b>	<b>7</b>	<b>HUNKS Tanya</b>		Aug 24 1980		Canada	0.82	<b>8:38.05</b>	19.99	
		50m 30.42	100m 1:02.19	150m 1:34.53	200m 2:06.70	250m 2:39.35	300m 3:11.65				
			31.77	32.34	32.17	32.65	32.30				
		350m 3:44.11	400m 4:16.83	450m 4:49.38	500m 5:22.11	550m 5:54.72	600m 6:27.53				
		32.46	32.72	32.55	32.73	32.61	32.81				
		650m 7:00.40	700m 7:33.37	750m 8:06.23							
		32.87	32.97	32.86							31.82
<b>24</b>	<b>2</b>	<b>3</b>	<b>FAGUNDEZ Gabriella</b>		Oct 11 1985		Sweden	0.94	<b>8:39.06</b>	21.00	
		50m 30.28	100m 1:03.01	150m 1:35.89	200m 2:08.60	250m 2:41.38	300m 3:14.24				
			32.73	32.88	32.71	32.78	32.86				
		350m 3:47.21	400m 4:20.38	450m 4:52.80	500m 5:25.46	550m 5:58.15	600m 6:31.12				
		32.97	33.17	32.42	32.66	32.69	32.97				
		650m 7:03.72	700m 7:36.69	750m 8:08.29							
		32.60	32.97	31.60							30.77
<b>25</b>	<b>4</b>	<b>6</b>	<b>EHMCKE Jaana</b>		May 18 1987		Germany	0.88	<b>8:39.51</b>	21.45	
		50m 29.93	100m 1:01.73	150m 1:33.81	200m 2:06.20	250m 2:38.30	300m 3:10.78				
			31.80	32.08	32.39	32.10	32.48				
		350m 3:43.30	400m 4:16.29	450m 4:49.04	500m 5:22.21	550m 5:55.21	600m 6:28.24				
		32.52	32.99	32.75	33.17	33.00	33.03				
		650m 7:01.56	700m 7:34.66	750m 8:07.70							
		33.32	33.10	33.04							31.81
<b>26</b>	<b>2</b>	<b>6</b>	<b>NAGY Reka</b>		Nov 09 1986		Hungary	0.91	<b>8:40.38</b>	22.32	
		50m 31.03	100m 1:03.58	150m 1:36.12	200m 2:08.43	250m 2:40.88	300m 3:13.32				
			32.55	32.54	32.31	32.45	32.44				
		350m 3:45.84	400m 4:18.57	450m 4:51.11	500m 5:23.65	550m 5:56.47	600m 6:29.15				
		32.52	32.73	32.54	32.54	32.82	32.68				
		650m 7:02.19	700m 7:35.32	750m 8:08.80							
		33.04	33.13	33.48							31.58
<b>27</b>	<b>4</b>	<b>5</b>	<b>SHIBATA Ai</b>		May 14 1982		Japan	0.90	<b>8:41.63</b>	23.57	
		50m 29.68	100m 1:01.26	150m 1:33.73	200m 2:06.55	250m 2:39.52	300m 3:12.59				
			31.58	32.47	32.82	32.97	33.07				
		350m 3:45.74	400m 4:18.98	450m 4:52.10	500m 5:25.35	550m 5:58.30	600m 6:31.33				
		33.15	33.24	33.12	33.25	32.95	33.03				
		650m 7:04.47	700m 7:37.57	750m 8:10.21							
		33.14	33.10	32.64							31.42
<b>28</b>	<b>4</b>	<b>8</b>	<b>EFSTATHIOU Eleftheria Evgenia</b>		Jul 05 1989		Greece	0.77	<b>8:41.65</b>	23.59	
		50m 30.15	100m 1:01.96	150m 1:33.77	200m 2:06.07	250m 2:38.85	300m 3:11.47				
			31.81	31.81	32.30	32.78	32.62				
		350m 3:44.60	400m 4:17.63	450m 4:50.92	500m 5:24.27	550m 5:57.58	600m 6:30.67				



			33.13	33.03	33.29	33.35	33.31	33.09		
			650m 7:04.03	700m 7:37.02	750m 8:10.18					
			33.36	32.99	33.16				31.47	
<b>29</b>	<b>1</b>	<b>4</b>	<b>AU Hoi Shun Stephanie</b>			May 30 1992	 Hong Kong, China	0.78	<b>8:41.66</b>	23.60
			50m 29.94	100m 1:02.45	150m 1:35.05	200m 2:07.84	250m 2:40.15	300m 3:13.04		
				32.51	32.60	32.79	32.31	32.89		
			350m 3:46.18	400m 4:19.20	450m 4:52.43	500m 5:25.85	550m 5:59.27	600m 6:32.70		
			33.14	33.02	33.23	33.42	33.42	33.43		
			650m 7:05.75	700m 7:38.63	750m 8:10.96				30.70	
			33.05	32.88	32.33					
<b>30</b>	<b>2</b>	<b>8</b>	<b>LIM Lynette</b>			Apr 25 1992	 Singapore	0.63	<b>8:45.56</b>	27.50
			50m 31.30	100m 1:04.24	150m 1:37.28	200m 2:10.05	250m 2:43.18	300m 3:16.07		
				32.94	33.04	32.77	33.13	32.89		
			350m 3:49.09	400m 4:22.01	450m 4:54.43	500m 5:27.17	550m 6:00.31	600m 6:33.37		
			33.02	32.92	32.42	32.74	33.14	33.06		
			650m 7:06.73	700m 7:40.08	750m 8:13.51				32.05	
			33.36	33.35	33.43					
<b>31</b>	<b>2</b>	<b>2</b>	<b>BIAGIOLI Cecilia Elizabeth</b>			Mar 01 1985	 Argentina	0.86	<b>8:50.18</b>	32.12
			50m 30.75	100m 1:03.83	150m 1:36.66	200m 2:09.59	250m 2:42.48	300m 3:15.93		
				33.08	32.83	32.93	32.89	33.45		
			350m 3:49.14	400m 4:22.43	450m 4:55.72	500m 5:29.05	550m 6:02.72	600m 6:36.24		
			33.21	33.29	33.29	33.33	33.67	33.52		
			650m 7:09.93	700m 7:43.47	750m 8:17.01				33.17	
			33.69	33.54	33.54					
<b>32</b>	<b>1</b>	<b>5</b>	<b>MARCUS Golda</b>			Mar 15 1983	 El Salvador	0.75	<b>8:51.21</b>	33.15
			50m 30.79	100m 1:03.72	150m 1:36.67	200m 2:09.88	250m 2:43.09	300m 3:16.34		
				32.93	32.95	33.21	33.21	33.25		
			350m 3:49.87	400m 4:23.30	450m 4:56.95	500m 5:30.60	550m 6:04.32	600m 6:38.19		
			33.53	33.43	33.65	33.65	33.72	33.87		
			650m 7:12.03	700m 7:45.69	750m 8:18.92				32.29	
			33.84	33.66	33.23					
<b>33</b>	<b>1</b>	<b>3</b>	<b>LEHTONEN Eva</b>			Jun 06 1991	 Finland	0.68	<b>8:53.50</b>	35.44
			50m 30.29	100m 1:03.02	150m 1:36.13	200m 2:09.01	250m 2:42.51	300m 3:15.92		
				32.73	33.11	32.88	33.50	33.41		
			350m 3:49.69	400m 4:23.08	450m 4:56.76	500m 5:30.39	550m 6:04.22	600m 6:38.04		
			33.77	33.39	33.68	33.63	33.83	33.62		
			650m 7:12.31	700m 7:46.58	750m 8:20.61				32.89	
			34.27	34.27	34.03					
<b>34</b>	<b>2</b>	<b>7</b>	<b>KHOQ Cai Lin</b>			Dec 25 1988	 Malaysia	0.71	<b>9:04.86</b>	46.80
			50m 31.07	100m 1:04.73	150m 1:38.53	200m 2:12.13	250m 2:46.67	300m 3:20.64		
				33.66	33.80	33.60	34.54	33.97		
			350m 3:54.50	400m 4:28.81	450m 5:03.03	500m 5:37.71	550m 6:12.38	600m 6:46.83		
			33.86	34.31	34.22	34.68	34.67	34.45		
			650m 7:22.22	700m 7:56.67	750m 8:31.01				33.85	
			35.39	34.45	34.34					
<b>35</b>	<b>1</b>	<b>6</b>	<b>SZCZEPANIAK Karolina Paulina</b>			Aug 12 1992	 Poland	0.71	<b>9:08.87</b>	50.81
			50m 29.47	100m 1:01.88	150m 1:35.33	200m 2:09.84	250m 2:44.04	300m 3:19.00		
				32.41	33.45	34.51	34.20	34.96		
			350m 3:53.95	400m 4:29.21	450m 5:03.95	500m 5:39.28	550m 6:14.30	600m 6:49.58		
			34.95	35.26	34.74	35.33	35.02	35.28		
			650m 7:24.91	700m 8:00.28	750m 8:35.25				33.62	
			35.33	35.37	34.97					
	<b>3</b>	<b>2</b>	<b>PELLEGRINI Federica</b>			Aug 05 1988	 Italy		DNS	

Legend



COMPETITION INFORMATION

- Schedules & Results
- Medals
- Athletes & Teams
- Background
- Records

Schedules & Results > Swimming > Women's 800m Freestyle Final



Swimming

## Results Women's 800m Freestyle Final

National Aquatics Center / Sat Aug 16 2008 / Start Time: 10:16









News Photos Videos

Medals Reports

Record	Splits	Name	NOC	Location	Date
WR 8:16.22	5:10.27 6:12.82 7:15.44	EVANS Janet	USA	Tokyo (JPN)	Aug 20 1989
OR 8:18.06	5:10.14 6:12.96 7:16.01	ADLINGTON Rebecca	GBR	Beijing (CHN)	Aug 14 2008

Event No: 26

Rank	Lane	Name	NOC	R.T.	Time	Time Behind	
	4	<b>ADLINGTON Rebecca</b>	GBR	0.84	<b>8:14.10</b>	WR	
50m (2)	28.67	100m (=1) 59.37	150m (1) 1:30.17	200m (1) 2:01.32	250m (1) 2:32.33 31.01	300m (1) 3:03.58	
		30.70	30.80	31.15	31.25		
350m (1)	3:34.57	400m (1) 4:05.72	450m (1) 4:36.47	500m (1) 5:07.62	550m (1) 5:38.84 31.22	600m (1) 6:10.30	
	30.99	31.15	30.75	31.15	31.46		
650m (1)	6:41.69	700m (1) 7:13.24	750m (1) 7:44.44		29.66		
	31.39	31.55	31.20				
	6	<b>FILIPPI Alessia</b>	ITA	0.88	<b>8:20.23</b>	6.13	
50m (7)	29.70	100m (7) 1:01.07	150m (7) 1:32.60	200m (7) 2:04.31	250m (7) 2:36.03 31.72	300m (7) 3:07.78	
		31.37	31.53	31.71	31.75		
350m (6)	3:39.49	400m (4) 4:11.33	450m (3) 4:42.65	500m (3) 5:14.16	550m (3) 5:45.29 31.13	600m (3) 6:16.69	
	31.71	31.84	31.32	31.51	31.40		
650m (3)	6:47.70	700m (2) 7:18.52	750m (2) 7:49.33		30.90		
	31.01	30.82	30.81				
	3	<b>FRIIS Lotte</b>	DEN	0.82	<b>8:23.03</b>	8.93	
50m (4)	29.22	100m (6) 1:00.39	150m (6) 1:32.15	200m (6) 2:03.69	250m (6) 2:35.41 31.72	300m (4) 3:07.06	
		31.17	31.76	31.54	31.65		
350m (3)	3:39.02	400m (3) 4:10.98	450m (4) 4:43.06	500m (4) 5:14.97	550m (4) 5:46.96 31.99	600m (4) 6:18.98	
	31.96	31.96	32.08	31.91	32.02		
650m (4)	6:50.83	700m (4) 7:22.55	750m (4) 7:54.22		28.81		
	31.85	31.72	31.67				
	4	5	<b>POTEC Camelia Alina</b>	ROU	0.91	<b>8:23.11</b>	9.01
50m (1)	28.64	100m (=1) 59.37	150m (2) 1:30.35	200m (2) 2:01.58	250m (2) 2:33.00 31.42	300m (2) 3:04.51	
		30.73	30.98	31.23	31.51		
350m (2)	3:36.08	400m (2) 4:07.93	450m (2) 4:39.42	500m (2) 5:11.15	550m (2) 5:43.13	600m (2) 6:15.24	

31.57	31.85	31.49	31.73	31.98	32.11		
650m (2) 6:47.54	700m (3) 7:19.79	750m (3) 7:52.38				30.73	
32.30	32.25	32.59					
	1	<b>LI Xuanxu</b>		CHN	0.84	8:26.34	12.24
50m (6) 29.33	100m (5) 1:00.38	150m (4) 1:31.74	200m (3) 2:03.35	250m (3) 2:35.01 31.66	300m (3) 3:06.99		
	31.05	31.36	31.61		31.98		
350m (5) 3:39.23	400m (6) 4:11.61	450m (5) 4:43.66	500m (6) 5:15.98	550m (6) 5:48.24 32.26	600m (6) 6:20.48		
32.24	32.38	32.05	32.32		32.24		
650m (6) 6:52.48	700m (6) 7:24.55	750m (6) 7:56.26				30.08	
32.00	32.07	31.71					
	2	<b>PALMER Kylie</b>		AUS	0.73	8:26.39	12.29
50m (3) 29.09	100m (4) 1:00.25	150m (5) 1:31.76	200m (5) 2:03.45	250m (5) 2:35.25 31.80	300m (5) 3:07.18		
	31.16	31.51	31.69		31.93		
350m (4) 3:39.11	400m (5) 4:11.37	450m (5) 4:43.39	500m (5) 5:15.76	550m (5) 5:47.86 32.10	600m (5) 6:19.93		
31.93	32.26	32.02	32.37		32.07		
650m (5) 6:51.95	700m (5) 7:24.01	750m (5) 7:55.75				30.64	
32.02	32.06	31.74					
	7	<b>SOKOLOVA Elena</b>		RUS	0.83	8:29.79	15.69
50m (5) 29.30	100m (3) 1:00.12	150m (3) 1:31.54	200m (4) 2:03.39	250m (4) 2:35.20 31.81	300m (6) 3:07.43		
	30.82	31.42	31.85		32.23		
350m (7) 3:39.50	400m (7) 4:11.86	450m (7) 4:43.93	500m (7) 5:16.27	550m (7) 5:48.69 32.42	600m (7) 6:21.41		
32.07	32.36	32.07	32.34		32.72		
650m (7) 6:53.90	700m (7) 7:26.42	750m (7) 7:58.31				31.48	
32.49	32.52	31.89					
	8	<b>PATTEN Cassandra</b>		GBR	0.84	8:32.35	18.25
50m (8) 30.04	100m (8) 1:01.78	150m (8) 1:33.52	200m (8) 2:05.27	250m (8) 2:37.05 31.78	300m (8) 3:09.17		
	31.74	31.74	31.75		32.12		
350m (8) 3:41.28	400m (8) 4:13.76	450m (8) 4:45.71	500m (8) 5:17.99	550m (8) 5:50.31 32.32	600m (8) 6:22.75		
32.11	32.48	31.95	32.28		32.44		
650m (8) 6:55.27	700m (8) 7:27.82	750m (8) 8:00.67				31.68	
32.52	32.55	32.85					

Legend

OR - Olympic Record	=OR - Equal Olympic Record	WR - World Record	=WR - Equal World Record
R.T. - Reaction Time	O - Olympic record at intermediate distance	W - World record at intermediate distance	DNF - Did not Finish
DNS - Did not Start	DSQ - Disqualified	AF - African Record	=AF - Equal African Record
AM - Americas Record	=AM - Equal Americas Record	AS - Asian Record	=AS - Equal Asian Record
ER - European Record	=ER - Equal European Record	OC - Oceania Record	=OC - Equal Oceania Record



The Official Website of the Beijing 2008 Olympic Games August 8-24, 2008

FRANCE

HOME

## COMPETITION INFORMATION

Schedules &amp; Results

Medals

Athletes &amp; Teams

Background

Records

Schedules &amp; Results &gt; Swimming &gt; Women's 100m Backstroke - Heats

News Photos Videos



Swimming

## Results Summary

### Women's 100m Backstroke - Heats

National Aquatics Center / Sun Aug 10 2008 / Start Time: 18:33

Medals Reports

Record	Splits	Name	NOC	Location	Date
WR 58.97	28.45	COUGHLIN Natalie	USA	Omaha, NE (USA)	Jul 1 2008
OR 59.68	29.07	COUGHLIN Natalie	USA	Athens (GRE)	Aug 21 2004

Event No: 7

Rank	Heat	Lane	Name	Date of Birth	NOC	R.T.	50m	Time	Time Behind	
1	7	5	<a href="#">COVENTRY Kirsty</a>	Sep 19 1983	Zimbabwe	0.68	28.99	<b>59.00</b> 30.01		OR
2	6	6	<a href="#">NAKAMURA Reiko</a>	May 17 1982	Japan	0.62	28.92	<b>59.36</b> 30.44	0.36	AS
3	5	4	<a href="#">ZUEVA Anastasia</a>	May 08 1990	Russian Fed.	0.70	29.32	<b>59.61</b> 30.29	0.61	
4	7	4	<a href="#">COUGHLIN Natalie</a>	Aug 23 1982	United States	0.60	28.97	<b>59.69</b> 30.72	0.69	
5	6	5	<a href="#">MANAUDOU Laure</a>	Oct 09 1986	France	0.77	29.35	<b>1:00.09</b> 30.74	1.09	
6	7	6	<a href="#">SPOFFORTH Gemma</a>	Nov 17 1987	Great Britain	0.59	29.40	<b>1:00.11</b> 30.71	1.11	
7	6	4	<a href="#">HOELZER Margaret</a>	Mar 30 1983	United States	0.62	29.47	<b>1:00.13</b> 30.66	1.13	
8	6	3	<a href="#">ITO Hanae</a>	Jan 18 1985	Japan	0.62	29.55	<b>1:00.16</b> 30.61	1.16	
9	5	5	<a href="#">SEEBOHM Emily</a>	Jun 05 1992	Australia	0.58	29.36	<b>1:00.27</b> 30.91	1.27	
10	4	3	<a href="#">WILKINSON Julia</a>	Jun 12 1987	Canada	0.74	29.84	<b>1:00.38</b> 30.54	1.38	
11	5	8	<a href="#">BUSCHSCHULTE Antje</a>	Dec 27 1978	Germany	0.61	29.44	<b>1:00.48</b> 31.04	1.48	
12	5	2	<a href="#">SIMMONDS Elizabeth</a>	Jan 22 1991	Great Britain	0.69	29.71	<b>1:00.53</b> 30.82	1.53	
13	5	6	<a href="#">ZHIVANEVSKAYA Nina Alexandrovna</a>	Jun 24 1977	Spain	0.58	29.51	<b>1:00.54</b> 31.03	1.54	
14	5	3	<a href="#">EDINGTON Sophie</a>	Dec 12 1984	Australia	0.64	29.16	<b>1:00.65</b> 31.49	1.65	
15	7	1	<a href="#">COSTER Elizabeth</a>	Dec 11 1982	New Zealand	0.58	29.78	<b>1:00.66</b> 30.88	1.66	
16	6	1	<a href="#">MOSKVIN Kseniya</a>	May 29 1989	Russian Fed.	0.74	29.46	<b>1:00.70</b> 31.24	1.70	
17	5	1	<a href="#">XU Tianlongzi</a>	Jan 11 1991	China	0.53	29.52	<b>1:00.82</b> 31.30	1.82	
18	7	7	<a href="#">MOLINA Fabiola</a>	May 22 1975	Brazil	0.60	29.52	<b>1:01.00</b>	2.00	

								31.48	
19	3	3	<b>COLORADO</b> Carolina	Sep 07 1987	Colombia	0.60	30.39	<b>1:01.19</b> 30.80	2.19
20	4	4	<b>INGRAM</b> Melissa	Jun 24 1985	New Zealand	0.66	30.26	<b>1:01.24</b> 30.98	2.24
21	5	7	<b>ZUBKOVA</b> Kateryna	Jul 14 1988	Ukraine	0.65	30.03	<b>1:01.25</b> 31.22	2.25
22	6	2	<b>JOVANOVIC</b> Sanja	Sep 15 1986	Croatia	0.65	29.41	<b>1:01.30</b> 31.89	2.30
23	7	2	<b>CASTEL</b> Alexianne	Jul 25 1990	France	0.73	29.77	<b>1:01.44</b> 31.67	2.44
24	7	8	<b>SZEPESI</b> Nikolett	Sep 11 1987	Hungary	0.65	29.97	<b>1:01.77</b> 31.80	2.77
25	3	2	<b>GOSTOMELSKY</b> Anna	Jun 09 1981	Israel	0.60	30.25	<b>1:01.87</b> 31.62	2.87
26	4	6	<b>ARMELLINI</b> Romina	Nov 09 1984	Italy	0.62	30.59	<b>1:02.21</b> 31.62	3.21
26	4	8	<b>CARMAN</b> Anja	Mar 22 1985	Slovenia	0.72	30.60	<b>1:02.21</b> 31.61	3.21
28	4	5	<b>PERIS</b> Mercedes	Jan 05 1985	Spain	0.66	30.40	<b>1:02.30</b> 31.90	3.30
29	3	1	<b>SJOSTROM</b> Sarah	Aug 17 1993	Sweden	0.75	30.26	<b>1:02.38</b> 32.12	3.38
30	4	2	<b>SEPPALA</b> Hanna-Maria	Dec 13 1984	Finland	0.64	30.21	<b>1:02.39</b> 32.18	3.39
31	4	1	<b>COONEY</b> Aisling Margaret	Jul 27 1990	Ireland	0.68	30.00	<b>1:02.50</b> 32.50	3.50
32	3	7	<b>DILLETTE</b> Alana	Dec 02 1987	Bahamas	0.50	30.48	<b>1:02.56</b> 32.08	3.56
33	1	4	<b>AITKEN</b> Kiera	Oct 31 1983	Bermuda	0.73	30.07	<b>1:02.62</b> 32.55	3.62
34	3	4	<b>TSAI</b> Hiu Wai Sherry	Sep 04 1983	Hong Kong, China	0.57	29.99	<b>1:02.68</b> 32.69	3.68
35	3	5	<b>GONZALEZ</b> Fernanda	Apr 25 1990	Mexico	0.67	30.43	<b>1:02.76</b> 32.33	3.76
36	2	4	<b>MAZUREK</b> Zuzanna	May 15 1991	Poland	0.69	30.65	<b>1:02.77</b> 32.12	3.77
37	6	7	<b>AMSHENNIKOVA</b> Iryna	May 19 1986	Ukraine	0.59	29.92	<b>1:02.85</b> 32.93	3.85
38	2	5	<b>MORALES</b> Gisela	Dec 17 1987	Guatemala	0.73	30.82	<b>1:02.92</b> 32.10	3.92
39	3	6	<b>KLOSOVA</b> Petra	Apr 16 1986	Czech Republic	0.73	30.86	<b>1:03.36</b> 32.50	4.36
40	2	3	<b>STRAZMESTER</b> Marica	Aug 28 1981	Serbia	0.67	30.78	<b>1:03.56</b> 32.78	4.56
41	3	8	<b>BATEMAN</b> Sarah Blake	Jun 15 1990	Iceland	0.62	30.36	<b>1:03.82</b> 33.46	4.82
42	6	8	<b>ZENNER</b> Christin	Mar 18 1991	Germany	0.69	30.72	<b>1:03.87</b> 33.15	4.87
43	2	7	<b>VOLCAN SMITH</b> Erin Nicole	Jan 12 1984	Venezuela	0.66	31.27	<b>1:03.90</b> 32.63	4.90
44	2	6	<b>KIM</b> Yuyon	Mar 16 1991	Korea	0.69	31.32	<b>1:04.63</b> 33.31	5.63
45	2	2	<b>RUDENKO</b> Yekaterina	Oct 16 1994	Kazakhstan	0.75	31.10	<b>1:04.85</b> 33.75	5.85
46	1	5	<b>BAEZ</b> Maria Virginia	Nov 18 1991	Paraguay	0.63	31.97	<b>1:05.39</b> 33.42	6.39
47	1	3	<b>BODDEN BAÇA</b> Christie Marie	Mar 03 1990	Panama	0.60	32.06	<b>1:07.18</b> 35.12	8.18
		4	<b>KHOKHLOVA</b> Svetlana	Oct 02 1984	Belarus			DNS	
		7	<b>ZHAO</b> Jing	Dec 31 1990	China			DSQ	



The Official Website of the Beijing 2008 Olympic Games August 8-24, 2008

HOME

## COMPETITION INFORMATION

Schedules &amp; Results

Medals

Athletes &amp; Teams

Background

Records

Schedules &amp; Results &gt; Swimming &gt; Women's 100m Backstroke Semifinals

News

Photos

Videos



Swimming

## Results Summary

### Women's 100m Backstroke Semifinals

National Aquatics Center / Mon Aug 11 2008 / Start Time: 10:03

Medals

Reports

Record	Splits	Name	NOC	Location	Date
WR 58.97	28.45	COUGHLIN Natalie	USA	Omaha, NE (USA)	Jul 1 2008
OR 59.00	28.99	COVENTRY Kirsty	ZIM	Beijing (CHN)	Aug 10 2008

Event No: 7

Rank	Heat	Lane	Name	Date of Birth	NOC	R.T.	50m	Time	Time Behind	WR
1	2	4	<u>COVENTRY Kirsty</u>	Sep 19 1983	Zimbabwe	0.63	28.86	<b>58.77</b> 29.91		WR
2	1	5	<u>COUGHLIN Natalie</u>	Aug 23 1982	United States	0.58	28.87	<b>59.43</b> 30.56	0.66	
3	1	4	<u>NAKAMURA Reiko</u>	May 17 1982	Japan	0.63	29.06	<b>59.64</b> 30.58	0.87	
4	2	5	<u>ZUEVA Anastasia</u>	May 08 1990	Russian Fed.	0.70	29.42	<b>59.77</b> 30.35	1.00	
5	1	3	<u>SPOFFORTH Gemma</u>	Nov 17 1987	Great Britain	0.56	28.92	<b>59.79</b> 30.87	1.02	
6	2	6	<u>HOELZER Margaret</u>	Mar 30 1983	United States	0.72	29.40	<b>59.84</b> 30.44	1.07	
7	1	6	<u>ITO Hanae</u>	Jan 18 1985	Japan	0.58	29.51	<b>1:00.13</b> 30.62	1.36	
8	2	3	<u>MANAUDOU Laure</u>	Oct 09 1986	France	0.68	28.96	<b>1:00.19</b> 31.23	1.42	
9	2	2	<u>SEEBOHM Emily</u>	Jun 05 1992	Australia	0.27	29.06	<b>1:00.31</b> 31.25	1.54	
10	1	7	<u>SIMMONDS Elizabeth</u>	Jan 22 1991	Great Britain	0.63	29.77	<b>1:00.39</b> 30.62	1.62	
11	2	1	<u>ZHIVANEVSKAYA Nina Alexandrovna</u>	Jun 24 1977	Spain	0.63	29.51	<b>1:00.50</b> 30.99	1.73	
12	1	2	<u>WILKINSON Julia</u>	Jun 12 1987	Canada	0.70	29.80	<b>1:00.60</b> 30.80	1.83	
13	1	1	<u>EDINGTON Sophie</u>	Dec 12 1984	Australia	0.67	29.43	<b>1:01.05</b> 31.62	2.28	
14	1	8	<u>MOSKVIN Kseniya</u>	May 29 1989	Russian Fed.	0.73	29.74	<b>1:01.06</b> 31.32	2.29	
15	2	7	<u>BUSCHSCHULTE Antje</u>	Dec 27 1978	Germany	0.59	29.88	<b>1:01.15</b> 31.27	2.38	
16	2	8	<u>COSTER Elizabeth</u>	Dec 11 1982	New Zealand	0.59	29.94	<b>1:01.45</b> 31.51	2.68	

## Legend

WR - World Record

=WR - Equal World Record

OR - Olympic Record

=OR - Equal Olympic Record

AF - African Record

=AF - Equal African Record

AM - Americas Record

=AM - Equal Americas Record



COMPETITION INFORMATION

- Schedules & Results
- Medals
- Athletes & Teams
- Background
- Records

Schedules & Results > Swimming > Women's 100m Backstroke Final

News Photos Videos



## Results Women's 100m Backstroke Final

Swimming

National Aquatics Center / Tue Aug 12 2008 / Start Time: 10:23

Medals Reports

Record	Spplits	Name	NOC	Location	Date
WR 58.77	28.86	COVENTRY Kirsty	ZIM	Beijing (CHN)	Aug 11 2008
OR 58.77	28.86	COVENTRY Kirsty	ZIM	Beijing (CHN)	Aug 11 2008

Event No: 7

Rank	Lane	Name	NOC	R.T.	50m	Time	Time Behind	
1	5	COUGHLIN Natalie	USA	0.61	(1) 28.52	58.96 30.44		AM
2	4	COVENTRY Kirsty	ZIM	0.68	(2) 28.92	59.19 30.27	0.23	
3	7	HOELZER Margaret	USA	0.69	(5) 29.02	59.34 30.32	0.38	
4	2	SPOFFORTH Gemma	GBR	0.58	(7) 29.15	59.38 30.23	0.42	ER
5	6	ZUEVA Anastasia	RUS	0.77	(4) 29.01	59.40 30.39	0.44	
6	3	NAKAMURA Reiko	JPN	0.64	(3) 28.97	59.72 30.75	0.76	
7	8	MANAUDOU Laure	FRA	0.74	(6) 29.10	1:00.10 31.00	1.14	
8	1	ITO Hanae	JPN	0.53	(8) 29.22	1:00.18 30.96	1.22	

Legend

OR - Olympic Record	=OR - Equal Olympic Record	WR - World Record	=WR - Equal World Record
R.T. - Reaction Time	O - Olympic record at Intermediate distance	W - World record at Intermediate distance	DNF - Did not Finish
DNS - Did not Start	DSQ - Disqualified	AF - African Record	=AF - Equal African Record
AM - Americas Record	=AM - Equal Americas Record	AS - Asian Record	=AS - Equal Asian Record
ER - European Record	=ER - Equal European Record	OC - Oceania Record	=OC - Equal Oceania Record



COMPETITION INFORMATION

- Schedules & Results
- Medals
- Athletes & Teams
- Background
- Records

:: Schedules & Results > Swimming > Women's 200m Backstroke - Heats



Swimming

## Results Summary Women's 200m Backstroke - Heats

National Aquatics Center / Thu Aug 14 2008 / Start Time: 20:21

[News](#) [Photos](#) [Videos](#)

[Medals](#) [Reports](#)

Record	Splits	Name	NOC	Location	Date
WR 2:06.09	30.57 1:02.17 1:34.02	HOELZER Margaret	USA	Omaha, NE (USA)	Jul 5 2008
OR 2:07.06	30.43 1:02.39 1:35.10	EGERSZEGI Krisztina	HUN	Barcelona (ESP)	Jul 31 1992

Event No: 28

Rank	Heat	Lane	Name	Date of Birth	NOC	R.T.	50m	100m	150m	Time	Time Behind	OR
1	4	4	<a href="#">COVENTRY Kirsty</a>	Sep 19 1983	Zimbabwe	0.66	30.17	1:02.11 31.94	1:34.65 32.54	<b>2:06.76</b> 32.11		OR
2	5	6	<a href="#">SIMMONDS Elizabeth</a>	Jan 22 1991	Great Britain	0.65	30.17	1:02.79 32.62	1:35.66 32.87	<b>2:08.66</b> 33.00	1.90	
3	4	3	<a href="#">NAY Meagen</a>	Oct 05 1988	Australia	0.70	30.53	1:02.87 32.34	1:35.80 32.93	<b>2:08.79</b> 32.99	2.03	
4	3	5	<a href="#">ZHAO Jing</a>	Dec 31 1990	China	0.58	30.83	1:03.82 32.99	1:37.23 33.41	<b>2:08.97</b> 31.74	2.21	
5	3	3	<a href="#">ZUEVA Anastasia</a>	May 08 1990	Russian Fed.	0.75	31.05	1:03.84 32.79	1:36.75 32.91	<b>2:09.01</b> 32.26	2.25	
6	5	5	<a href="#">BEISEL Elizabeth</a>	Aug 18 1992	United States	0.55	31.57	1:04.64 33.07	1:36.91 32.27	<b>2:09.02</b> 32.11	2.26	
7	5	4	<a href="#">HOELZER Margaret</a>	Mar 30 1983	United States	0.65	31.59	1:04.52 32.93	1:36.93 32.41	<b>2:09.12</b> 32.19	2.36	
8	4	2	<a href="#">INGRAM Melissa</a>	Jun 24 1985	New Zealand	0.66	30.94	1:03.36 32.42	1:36.35 32.99	<b>2:09.34</b> 32.99	2.58	
9	4	5	<a href="#">CASTEL Alexianne</a>	Jul 25 1990	France	0.74	30.63	1:02.90 32.27	1:36.04 33.14	<b>2:09.37</b> 33.33	2.61	
10	3	4	<a href="#">MANAUDOU Laure</a>	Oct 09 1986	France	0.72	30.92	1:03.63 32.71	1:37.03 33.40	<b>2:09.39</b> 32.36	2.63	
11	3	6	<a href="#">HOCKING Belinda</a>	Sep 14 1990	Australia	0.69	30.91	1:03.56 32.65	1:36.72 33.16	<b>2:09.54</b> 32.82	2.78	
12	5	3	<a href="#">NAKAMURA Reiko</a>	May 17 1982	Japan	0.63	30.82	1:03.97 33.15	1:37.08 33.11	<b>2:09.77</b> 32.69	3.01	
13	5	7	<a href="#">KOMAROVA Stanislava</a>	Jun 12 1986	Russian Fed.	0.72	31.39	1:04.10 32.71	1:37.04 32.94	<b>2:09.93</b> 32.89	3.17	
14	4	6	<a href="#">ITO Hanae</a>	Jan 18 1985	Japan	0.60	29.50	1:01.15 31.65	1:34.51 33.36	<b>2:10.05</b> 35.54	3.29	
15	3	1	<a href="#">CARMAN Anja</a>	Mar 22 1985	Slovenia	0.65	31.34	1:04.31 32.97	1:37.65 33.34	<b>2:10.49</b> 32.84	3.73	
16	3	2	<a href="#">SPOFFORTH Gemma</a>	Nov 17 1987	Great Britain	0.59	30.60	1:03.57 32.97	1:37.39 33.82	<b>2:10.58</b> 33.19	3.82	
17	3	7	<a href="#">VERRASZTO Evelin</a>	Jul 17 1989	Hungary	0.69	31.35	1:04.21 32.86	1:37.65 33.44	<b>2:11.02</b> 33.37	4.26	
18	5	2	<a href="#">SZEPESI Nikolett</a>	Sep 11 1987	Hungary	0.59	31.18	1:04.53	1:38.31	<b>2:11.47</b>	4.71	



							33.35	33.78	33.16		
19	4	8	CHEN Yanyan	Apr 05 1985	China	0.57	30.63	1:03.68 33.05	1:37.57 33.89	2:11.95 34.38	5.19
20	2	7	NOCHER Melanie	Jun 18 1988	Ireland	0.67	31.36	1:04.52 33.16	1:38.42 33.90	2:12.29 33.87	5.53
21	2	6	MAZUREK Zuzanna	May 15 1991	Poland	0.71	31.44	1:05.04 33.60	1:39.46 34.42	2:12.46 33.00	5.70
22	4	7	CORFE Melissa	Jan 20 1986	South Africa	0.62	31.15	1:04.23 33.08	1:38.56 34.33	2:12.64 34.08	5.88
22	5	8	ZUBKOVA Kateryna	Jul 14 1988	Ukraine	0.69	30.96	1:03.91 32.95	1:38.14 34.23	2:12.64 34.50	5.88
24	5	1	BERNARD Victoria Escarlata	Mar 17 1989	Spain	0.68	31.95	1:05.13 33.18	1:38.98 33.85	2:12.86 33.88	6.10
25	2	4	MORANT Lydia	Nov 25 1990	Spain	0.70	31.66	1:05.34 33.68	1:39.56 34.22	2:13.87 34.31	7.11
26	1	3	KANG Yeongssoo	Apr 16 1994	Korea	0.69	32.12	1:06.17 34.05	1:40.38 34.21	2:14.52 34.14	7.76
27	1	5	MORALES Gisela	Dec 17 1987	Guatemala	0.73	32.03	1:05.97 33.94	1:40.25 34.28	2:14.54 34.29	7.78
28	2	8	GONZALEZ Fernanda	Apr 25 1990	Mexico	0.65	31.11	1:05.06 33.95	1:39.76 34.70	2:14.64 34.88	7.88
29	2	1	BOUMI Stella	Mar 31 1988	Greece	0.72	31.85	1:05.26 33.41	1:39.90 34.64	2:14.73 34.83	7.97
30	3	8	SEEMANN Lindsay	Sep 22 1992	Canada	0.71	32.21	1:05.59 33.38	1:40.17 34.58	2:15.07 34.90	8.31
31	2	3	JOVANOVIC Sanja	Sep 15 1986	Croatia	0.75	30.66	1:03.93 33.27	1:39.78 35.85	2:15.57 35.79	8.81
32	1	4	VOLCAN SMITH Erin Nicole	Jan 12 1984	Venezuela	0.67	32.35	1:05.82 33.47	1:40.47 34.65	2:15.58 35.11	8.82
33	4	1	AMSHENNIKOVA Iryna	May 19 1986	Ukraine	0.70	31.23	1:04.28 33.05	1:39.38 35.10	2:15.78 35.40	9.02
34	2	5	ZENNER Christin	Mar 18 1991	Germany	0.67	31.75	1:06.10 34.35	1:42.91 36.81	2:20.28 37.37	13.52
	2	2	WILKINSON Julia	Jun 12 1987	Canada					DNS	

Legend

WR - World Record	=WR - Equal World Record	OR - Olympic Record	=OR - Equal Olympic Record
AF - African Record	=AF - Equal African Record	AM - Americas Record	=AM - Equal Americas Record
AS - Asian Record	=AS - Equal Asian Record	ER - European Record	=ER - Equal European Record
OC - Oceania Record	=OC - Equal Oceania Record	R.T. - Reaction Time	DSQ - Disqualified
DNF - Did not Finish	DNS - Did not Start		

Latest News

- Natalie du Toit -- When taking part is more important than winning [2008-08-21]
- Men's Marathon 10km: Maarten van der Weijden surprises favorites [2008-08-21]
- Photos: Dutch swimmer wins Men's 10km Marathon Swimming gold [2008-08-21]
- Swimming Day 11 Preview: Men's Marathon 10km Dyatchin and Lurz to battle [2008-08-20]
- Women's Marathon 10km: Ilchenko wins gold in final flurry [2008-08-20]
- Photos: Ilchenko takes gold in Women's 10km Marathon Swimming [2008-08-20]
- Natalie du Toit ready to make Olympic history [2008-08-19]

Photos



Photos: Dutch swimmer wins Men's 10km Marathon Swimming gold



Photos: Ilchenko takes gold in Women's 10km Marathon Swimming



Swimming Review: Phelps takes greatest Olympic gold medal swag ever

More >>



Set as Homepage | Sailing 2008 | Equestrian 2008 | Preliminary site | BOBICO | Site Map | Contact | FAQ | RSS | IPv6  
Copyright The Beijing Organizing Committee for the Games of the XXIX Olympiad



COMPETITION INFORMATION

- Schedules & Results
- Medals
- Athletes & Teams
- Background
- Records

Schedules & Results > Swimming > Women's 200m Backstroke Semifinals

News Photos Videos



Swimming

## Results Summary Women's 200m Backstroke Semifinals

National Aquatics Center / Fri Aug 15 2008 / Start Time: 10:26

Medals Reports

Record	Splits			Name	NOC	Location	Date
WR 2:06.09	30.57	1:02.17	1:34.02	HOELZER Margaret	USA	Omaha, NE (USA)	Jul 5 2008
OR 2:06.76	30.17	1:02.11	1:34.65	COVENTRY Kirsty	ZIM	Beijing (CHN)	Aug 14 2008

Event No: 28

Rank	Heat	Lane	Name	Date of Birth	NOC	R.T.	50m	100m	150m	Time	Time Behind
1	2	4	<a href="#">COVENTRY Kirsty</a>	Sep 19 1983	Zimbabwe	0.68	30.01	1:01.97 31.96	1:34.71 32.74	<b>2:07.76</b> 33.05	
2	1	3	<a href="#">BEISEL Elizabeth</a>	Aug 18 1992	United States	0.59	30.83	1:02.93 32.10	1:35.38 32.45	<b>2:07.90</b> 32.52	0.14
3	2	5	<a href="#">NAY Meagen</a>	Oct 05 1988	Australia	0.67	30.59	1:03.05 32.46	1:35.76 32.71	<b>2:08.09</b> 32.33	0.33
4	1	7	<a href="#">NAKAMURA Reiko</a>	May 17 1982	Japan	0.66	29.98	1:02.08 32.10	1:34.87 32.79	<b>2:08.21</b> 33.34	0.45
5	2	6	<a href="#">HOELZER Margaret</a>	Mar 30 1983	United States	0.72	30.83	1:03.36 32.53	1:35.89 32.53	<b>2:08.25</b> 32.36	0.49
6	2	7	<a href="#">HOCKING Belinda</a>	Sep 14 1990	Australia	0.61	31.01	1:03.72 32.71	1:36.50 32.78	<b>2:08.80</b> 32.30	1.04
7	1	4	<a href="#">SIMMONDS Elizabeth</a>	Jan 22 1991	Great Britain	0.69	30.69	1:03.52 32.83	1:36.46 32.94	<b>2:08.96</b> 32.50	1.20
8	2	3	<a href="#">ZUEVA Anastasia</a>	May 08 1990	Russian Fed.	0.75	30.98	1:03.62 32.64	1:36.43 32.81	<b>2:09.07</b> 32.64	1.31
9	1	8	<a href="#">SPOFFORTH Gemma</a>	Nov 17 1987	Great Britain	0.56	30.38	1:03.13 32.75	1:37.01 33.88	<b>2:09.19</b> 32.18	1.43
10	1	5	<a href="#">ZHAO Jing</a>	Dec 31 1990	China	0.59	31.05	1:04.59 33.54	1:38.10 33.51	<b>2:09.59</b> 31.49	1.83
11	1	6	<a href="#">INGRAM Melissa</a>	Jun 24 1985	New Zealand	0.64	30.99	1:03.64 32.65	1:36.73 33.09	<b>2:09.70</b> 32.97	1.94
12	1	1	<a href="#">ITO Hanae</a>	Jan 18 1985	Japan	0.62	30.04	1:01.78 31.74	1:35.03 33.25	<b>2:09.86</b> 34.83	2.10
13	2	2	<a href="#">CASTEL Alexianne</a>	Jul 25 1990	France	0.75	30.85	1:03.46 32.61	1:36.69 33.23	<b>2:10.04</b> 33.35	2.28
14	2	1	<a href="#">KOMAROVA Stanislava</a>	Jun 12 1986	Russian Fed.	0.79	31.50	1:04.21 32.71	1:37.16 32.95	<b>2:10.50</b> 33.34	2.74
15	1	2	<a href="#">MANAUDOU Laure</a>	Oct 09 1986	France	0.71	30.61	1:03.17 32.56	1:37.24 34.07	<b>2:12.04</b> 34.80	4.28
16	2	8	<a href="#">CARMAN Anja</a>	Mar 22 1985	Slovenia	0.72	31.38	1:04.51 33.13	1:38.61 34.10	<b>2:12.46</b> 33.85	4.70

Legend

- WR - World Record
- =WR - Equal World Record
- OR - Olympic Record
- =OR - Equal Olympic Record
- AF - African Record
- =AF - Equal African Record
- AM - Americas Record
- =AM - Equal Americas Record



COMPETITION INFORMATION

- Schedules & Results
- Medals
- Athletes & Teams
- Background
- Records

Schedules & Results > Swimming > Women's 200m Backstroke Final

News    Photos    Videos



Swimming

## Results Women's 200m Backstroke Final

National Aquatics Center / Sat Aug 16 2008 / Start Time: 10:03

Medals    Reports

Record	Splits			Name	NOC	Location	Date
WR 2:06.09	30.57	1:02.17	1:34.02	HOELZER Margaret	USA	Omaha, NE (USA)	Jul 5 2008
OR 2:06.76	30.17	1:02.11	1:34.65	COVENTRY Kirsty	ZIM	Beijing (CHN)	Aug 14 2008

Event No: 28

Rank	Lane	Name	NOC	R.T.	50m	100m	150m	Time	Time Behind
	4	COVENTRY Kirsty	ZIM	0.69	(1) 29.62	(1) 1:00.83 31.21	(1) 1:32.69 31.86	<b>2:05.24</b> 32.55	WR
	2	HOELZER Margaret	USA	0.68	(2) 29.83	(2) 1:01.69 31.86	(2) 1:33.85 32.16	<b>2:06.23</b> 32.38	0.99
	6	NAKAMURA Reiko	JPN	0.63	(4) 30.14	(4) 1:02.11 31.97	(3) 1:34.28 32.17	<b>2:07.13</b> 32.85	1.89 AS
	8	ZUEVA Anastasiya	RUS	0.72	(6) 30.63	(5) 1:02.47 31.84	(5) 1:35.10 32.63	<b>2:07.88</b> 32.78	2.64
	5	BEISEL Elizabeth	USA	0.58	(8) 31.16	(7) 1:03.48 32.32	(6) 1:35.86 32.38	<b>2:08.23</b> 32.37	2.99
	1	SIMMONDS Elizabeth	GBR	0.65	(3) 30.06	(3) 1:02.02 31.96	(4) 1:34.86 32.84	<b>2:08.51</b> 33.65	3.27
	3	NAY Meagen	AUS	0.67	(5) 30.62	(6) 1:03.05 32.43	(7) 1:36.08 33.03	<b>2:08.84</b> 32.76	3.60
8	7	HOCKING Belinda	AUS	0.63	(7) 30.80	(8) 1:03.57 32.77	(8) 1:36.75 33.18	<b>2:10.12</b> 33.37	4.88

Legend

OR - Olympic Record	=OR - Equal Olympic Record	WR - World Record	=WR - Equal World Record
R.T. - Reaction Time	O - Olympic record at intermediate distance	W - World record at intermediate distance	DNF - Did not Finish
DNS - Did not Start	DSQ - Disqualified	AF - African Record	=AF - Equal African Record
AM - Americas Record	=AM - Equal Americas Record	AS - Asian Record	=AS - Equal Asian Record
ER - European Record	=ER - Equal European Record	OC - Oceania Record	=OC - Equal Oceania Record

## COMPETITION INFORMATION

Schedules &amp; Results

Medals

Athletes &amp; Teams

Background

Records

Schedules &amp; Results &gt; Swimming &gt; Women's 100m Breaststroke - Heats

News

Photos

Videos



Swimming

**Results Summary**  
**Women's 100m Breaststroke - Heats**

National Aquatics Center / Sun Aug 10 2008 / Start Time: 19:26

Medals

Reports

Record	Splits	Name	NOC	Location	Date
WR 1:05.09	30.83	JONES Leisel	AUS	Melbourne (AUS)	Mar 20 2006
OR 1:06.64	31.34	LUO Xuejuan	CHN	Athens (GRE)	Aug 16 2004

Event No: 9

Rank	Heat	Lane	Name	Date of Birth	NOC	R.T.	50m	Time	Time Behind	
1	7	4	<u>JONES Leisel</u>	Aug 30 1985	Australia	0.85	31.13	<b>1:05.64</b> 34.51		OR
2	7	3	<u>EFIMOVA Yuliya</u>	Apr 03 1992	Russian Fed.	0.80	31.30	<b>1:06.08</b> 34.78	0.44	ER
3	5	6	<u>JUKIC Mirna</u>	Apr 09 1986	Austria	0.73	31.88	<b>1:07.06</b> 35.18	1.42	
4	5	4	<u>SONI Rebecca</u>	Mar 18 1987	United States	0.74	31.96	<b>1:07.44</b> 35.48	1.80	
5	7	1	<u>van BILJON Suzaan</u>	Apr 26 1988	South Africa	0.74	32.05	<b>1:07.55</b> 35.50	1.91	
6	6	1	<u>SUN Ye</u>	Jan 15 1989	China	0.72	32.16	<b>1:07.81</b> 35.65	2.17	
7	6	4	<u>WHITE Tamee</u>	Oct 17 1981	Australia	0.75	31.18	<b>1:07.83</b> 36.65	2.19	
8	7	6	<u>HOSTMAN Joline</u>	Sep 24 1988	Sweden	0.80	32.17	<b>1:07.91</b> 35.74	2.27	
9	7	5	<u>JENDRICK Megan</u>	Jan 15 1984	United States	0.72	31.96	<b>1:08.07</b> 36.11	2.43	
10	5	7	<u>TYLER Jillian</u>	Sep 05 1988	Canada	0.79	32.62	<b>1:08.13</b> 35.51	2.49	
11	6	3	<u>HAYWOOD Kate</u>	Apr 01 1987	Great Britain	0.93	31.45	<b>1:08.18</b> 36.73	2.54	
12	5	2	<u>CHEN Huljia</u>	Apr 05 1990	China	0.76	31.53	<b>1:08.24</b> 36.71	2.60	
13	5	3	<u>PIERSE Annamay</u>	Dec 05 1983	Canada	0.80	32.44	<b>1:08.25</b> 35.81	2.61	
14	6	2	<u>BALFOUR Kirsty</u>	Feb 21 1984	Great Britain	0.77	32.38	<b>1:08.30</b> 35.92	2.66	
15	5	1	<u>KITAGAWA Asami</u>	Oct 03 1987	Japan	0.81	32.24	<b>1:08.36</b> 36.12	2.72	
16	7	8	<u>MATTHYSSEN Elise</u>	Jul 13 1992	Belgium	0.81	32.56	<b>1:08.37</b> 35.81	2.73	
17	6	6	<u>TANEDA Megumi</u>	Sep 20 1986	Japan	0.83	32.66	<b>1:08.45</b> 35.79	2.81	
18	7	2	<u>BOGOMAZOVA Elena</u>	Feb 09 1982	Russian Fed.	0.76	32.07	<b>1:08.63</b>	2.99	

Swimming Women's 100m Breaststroke Results Summary - THE OFFICIAL WEBSITE OF THE FINA

Rank	Age	Sex	Name	Date of Birth	Country	Final Time	Heat Time	Final Time	Final Time
19	3	2	ELBEKRI Sara	Jul 02 1987	Morocco	0.74	32.64	1:08.66	3.02
								36.02	
20	6	5	POEWE Sarah	Mar 03 1983	Germany	0.68	31.97	1:08.69	3.05
								36.72	
21	6	7	WESTRIN Hanna	Nov 25 1991	Sweden	0.83	32.30	1:08.80	3.16
								36.50	
22	4	4	PANARA Roberta	Jan 12 1984	Italy	0.82	32.62	1:08.90	3.26
								36.28	
23	4	5	JUNG Seulki	Jul 13 1988	Korea	0.87	33.00	1:09.26	3.62
								36.26	
24	6	8	PIDLISNA Yuliya	May 12 1987	Ukraine	0.77	32.84	1:09.72	4.08
								36.88	
25	5	5	KHLISTUNOVA Anna	Feb 27 1988	Ukraine	0.86	33.27	1:09.95	4.31
								36.68	
26	4	2	GOMES Diana	Jul 06 1989	Portugal	0.77	32.84	1:10.02	4.38
								37.18	
27	4	3	KAPISHINA Inna	Dec 30 1984	Belarus	0.73	32.48	1:10.15	4.51
								37.67	
28	4	1	GUNAYDIN Dilara Buse	Jul 05 1989	Turkey	0.75	33.21	1:10.45	4.81
								37.24	
29	5	8	de RONCHI Sophie	Sep 24 1985	France	0.76	32.68	1:10.46	4.82
								37.78	
30	4	6	EXARCHOU Angeliki	Aug 19 1985	Greece	0.78	33.44	1:10.47	4.83
								37.03	
31	3	6	MARMOLEJO Adriana	Mar 05 1982	Mexico	0.69	33.72	1:10.73	5.09
								37.01	
32	4	7	TEO Nicolette	Apr 19 1986	Singapore	0.77	33.26	1:10.75	5.11
								37.49	
33	3	3	MARINOVIC Smiljana	Sep 25 1977	Croatia	0.88	33.23	1:10.94	5.30
								37.71	
34	2	4	SADOVNIK Yekaterina	Sep 25 1986	Kazakhstan	0.95	34.06	1:11.14	5.50
								37.08	
35	4	8	van VALKENGOED Jolijn	Aug 26 1981	Netherlands	0.87	33.06	1:11.26	5.62
								38.20	
36	7	7	SCHOBER Sonja	Jul 09 1985	Germany	0.79	33.13	1:11.36	5.72
								38.23	
37	3	4	GUISCARDO Lillana Eugenia	Jul 21 1981	Argentina	0.78	33.48	1:11.43	5.79
								37.95	
38	2	5	SILVA Valeria	Sep 04 1985	Peru	0.84	33.67	1:11.64	6.00
								37.97	
39	3	8	SAKEMI Tatiane	Mar 22 1986	Brazil	0.65	33.56	1:11.75	6.11
								38.19	
40	3	5	HARALDSDOTTIR Erla Dagg	Apr 19 1988	Iceland	0.84	33.59	1:11.78	6.14
								38.19	
41	3	1	PECZ Reka	Jun 21 1992	Hungary	0.83	33.03	1:12.17	6.53
								39.14	
42	2	6	BEAUBRUN Danielle	May 06 1990	Saint Lucia	0.78	34.50	1:12.85	7.21
								38.35	
43	3	7	HIGL Nadja	Jan 02 1987	Serbia	0.84	34.62	1:13.19	7.55
								38.57	
44	2	3	RAHEEM Mayumi	Sep 15 1991	Sri Lanka	0.90	35.58	1:15.33	9.69
								39.75	
45	2	2	YAMOUT Nibal	Jul 27 1993	Lebanon	0.76	36.06	1:16.17	10.53
								40.11	
46	2	7	HATAMKHANOVA Oksana	Jun 29 1990	Azerbaijan	0.92	36.90	1:20.22	14.58
								43.32	
47	1	5	FARHAT Asmahan	May 01 1990	Libyan AJ	0.73	38.50	1:21.68	16.04
								43.18	
48	1	4	SALNIKOVA Ann	Jan 11 1987	Georgia	0.80	38.50	1:21.70	16.06
								43.20	
49	1	3	KEITA Mariam Pauline	Sep 02 1983	Mali	0.75	38.86	1:24.26	18.62



COMPETITION INFORMATION

- Schedules & Results
- Medals
- Athletes & Teams
- Background
- Records

Schedules & Results > Swimming > Women's 100m Breaststroke Semifinals

News Photos Videos



Results Summary  
Women's 100m Breaststroke Semifinals

Swimming

National Aquatics Center / Mon Aug 11 2008 / Start Time: 10:36

Medals Reports

Record	Splits	Name	NOC	Location	Date
WR 1:05.09	30.83	JONES Leisel	AUS	Melbourne (AUS)	Mar 20 2006
OR 1:05.64	31.13	JONES Leisel	AUS	Beijing (CHN)	Aug 10 2008

Event No: 9

Rank	Heat	Lane	Name	Date of Birth	NOC	R.T.	50m	Time	Time Behind
1	2	4	<u>JONES Leisel</u>	Aug 30 1985	Australia	0.83	31.13	1:05.80 34.67	
2	1	5	<u>SONI Rebecca</u>	Mar 18 1987	United States	0.70	31.95	1:07.07 35.12	1.27
3	2	5	<u>JUKIC Mirna</u>	Apr 09 1986	Austria	0.75	31.89	1:07.27 35.38	1.47
4	2	6	<u>WHITE Tarnee</u>	Oct 17 1981	Australia	0.75	31.03	1:07.48 36.45	1.68
5	1	4	<u>EFIMOVA Yuliya</u>	Apr 03 1992	Russian Fed.	0.75	31.60	1:07.50 35.90	1.70
6	1	3	<u>SUN Ye</u>	Jan 15 1989	China	0.73	32.20	1:07.72 35.52	1.92
7	2	2	<u>JENDRICK Megan</u>	Jan 15 1984	United States	0.64	31.78	1:08.07 36.29	2.27
8	2	8	<u>KITAGAWA Asami</u>	Oct 03 1987	Japan	0.78	32.07	1:08.23 36.16	2.43
9	1	6	<u>HOSTMAN Joline</u>	Sep 24 1988	Sweden	0.75	32.15	1:08.26 36.11	2.46
10	2	1	<u>PIERSE Annamay</u>	Dec 05 1983	Canada	0.78	32.24	1:08.27 36.03	2.47
11	2	7	<u>HAYWOOD Kate</u>	Apr 01 1987	Great Britain	0.85	31.80	1:08.36 36.56	2.56
12	1	7	<u>CHEN Huijia</u>	Apr 05 1990	China	0.76	32.27	1:08.60 36.33	2.80
13	1	2	<u>TYLER Jillian</u>	Sep 05 1988	Canada	0.79	32.73	1:09.00 36.27	3.20
13	1	8	<u>MATTHYSEN Elise</u>	Jul 13 1992	Belgium	0.77	33.04	1:09.00 35.96	3.20
15	1	1	<u>BALFOUR Kirsty</u>	Feb 21 1984	Great Britain	0.78	32.77	1:09.23 36.46	3.43
16	2	3	<u>van BILJON Suzaan</u>	Apr 26 1988	South Africa	0.73	32.64	1:09.56 36.92	3.76

Legend

- WR - World Record
- =WR - Equal World Record
- OR - Olympic Record
- =OR - Equal Olympic Record
- AF - African Record
- =AF - Equal African Record
- AM - Americas Record
- =AM - Equal Americas Record



COMPETITION INFORMATION

Schedules & Results Medals Athletes & Teams Background Records

Schedules & Results > Swimming > Women's 100m Breaststroke Final

News Photos Videos



Results  
Women's 100m Breaststroke Final

Swimming

National Aquatics Center / Tue Aug 12 2008 / Start Time: 10:48

Medals Reports


Record	Splits	Name	NOC	Location	Date
WR 1:05.09	30.83	JONES Leisel	AUS	Melbourne (AUS)	Mar 20 2006
OR 1:05.64	31.13	JONES Leisel	AUS	Beijing (CHN)	Aug 10 2008

Event No: 9

Rank	Lane	Name	NOC	R.T.	50m	Time	Time Behind
	4	JONES Leisel	AUS	0.82	(1) 30.63	<b>1:05.17</b> 34.54	OR
	5	SQNI Rebecca	USA	0.73	(5) 31.56	<b>1:06.73</b> 35.17	1.56
	3	JUKIC Mirna	AUT	0.81	(6) 31.96	<b>1:07.34</b> 35.38	2.17
	2	EFIMQVA Yuliya	RUS	0.78	(3) 31.27	<b>1:07.43</b> 36.16	2.26
	1	JENDRICK Megan	USA	0.67	(4) 31.49	<b>1:07.62</b> 36.13	2.45
	6	WHITE Jarnee	AUS	0.77	(2) 31.24	<b>1:07.63</b> 36.39	2.46
	7	SUN Ye	CHN	0.72	(7) 32.33	<b>1:08.08</b> 35.75	2.91
	8	KITAGAWA Asami	JPN	0.74	(8) 32.38	<b>1:08.43</b> 36.05	3.26

Legend

OR - Olympic Record	=OR - Equal Olympic Record	WR - World Record	=WR - Equal World Record
R.T. - Reaction Time	O - Olympic record at intermediate distance	W - World record at intermediate distance	DNF - Did not Finish
DNS - Did not Start	DSQ - Disqualified	AF - African Record	=AF - Equal African Record
AM - Americas Record	=AM - Equal Americas Record	AS - Asian Record	=AS - Equal Asian Record
ER - European Record	=ER - Equal European Record	OC - Oceania Record	=OC - Equal Oceania Record



The Official Website of the Beijing 2008 Olympic Games August 6-24, 2008

[中文](#) [Français](#)
[HOME](#)

## COMPETITION INFORMATION

[Schedules & Results](#)
[Medals](#)
[Athletes & Teams](#)
[Background](#)
[Records](#)
[Schedules & Results](#) > [Swimming](#) > [Women's 200m Breaststroke - Heats](#)


Swimming

## Results Summary

### Women's 200m Breaststroke - Heats

National Aquatics Center / Wed Aug 13 2008 / Start Time: 19:18

[News](#) [Photos](#) [Videos](#)
[Medals](#) [Reports](#)

Record	Splits	Name	NOC	Location	Date
WR 2:20.54	32.19 1:08.52 1:45.02	JONES Lisele	AUS	Melbourne (AUS)	Feb 1 2006
OR 2:23.37	33.18 1:09.69 1:46.56	BEARD Amanda	USA	Athens (GRE)	Aug 19 2004

Event No: 22

Rank	Heat	Lane	Name	Date of Birth	NOC	R.T.	50m	100m	150m	Time	Time Behind
1	5	4	<u>SONI Rebecca</u>	Mar 18 1987	United States	0.77	32.74	1:09.04 36.30	1:45.47 36.43	<b>2:22.17</b> 37.70	OR
2	6	4	<u>JONES Lisele</u>	Aug 30 1985	Australia	0.83	32.81	1:08.97 36.16	1:45.96 36.99	<b>2:23.81</b> 37.85	1.64
3	6	5	<u>JUKIC Mirna</u>	Apr 09 1986	Austria	0.78	33.16	1:09.68 36.52	1:46.81 37.13	<b>2:24.39</b> 37.58	2.22
4	6	1	<u>NORDENSTAM Sara</u>	Feb 28 1983	Norway	0.86	32.70	1:09.64 36.94	1:46.63 36.99	<b>2:24.47</b> 37.84	2.30
5	4	6	<u>KANETO Rie</u>	Sep 08 1988	Japan	0.82	33.92	1:10.68 36.76	1:47.45 36.77	<b>2:24.62</b> 37.17	2.45
6	5	5	<u>TANEDA Megumi</u>	Sep 20 1986	Japan	0.85	33.63	1:10.09 36.46	1:47.19 37.10	<b>2:24.75</b> 37.56	2.58
7	4	5	<u>PIERSE Annamay</u>	Dec 05 1983	Canada	0.78	33.28	1:10.11 36.83	1:47.52 37.41	<b>2:25.01</b> 37.49	2.84
8	4	4	<u>EFIMOVA Yuliya</u>	Apr 03 1992	Russian Fed.	0.77	34.18	1:11.51 37.33	1:48.58 37.07	<b>2:25.07</b> 36.49	2.90
9	5	7	<u>van BILJON Suzaan</u>	Apr 26 1988	South Africa	0.75	32.93	1:09.46 36.53	1:47.18 37.72	<b>2:25.51</b> 38.33	3.34
10	5	3	<u>FOSTER Sally</u>	Apr 13 1985	Australia	0.90	33.33	1:10.16 36.83	1:47.68 37.52	<b>2:25.54</b> 37.86	3.37
11	6	3	<u>JUNG Seulki</u>	Jul 13 1988	Korea	0.85	33.44	1:10.39 36.95	1:47.90 37.51	<b>2:25.95</b> 38.05	3.78
12	6	6	<u>HOSTMAN Joline</u>	Sep 24 1988	Sweden	0.79	33.17	1:10.25 37.08	1:47.49 37.24	<b>2:26.00</b> 38.51	3.83
13	6	2	<u>QI Hui</u>	Jan 13 1985	China	0.76	32.93	1:10.39 37.46	1:47.99 37.60	<b>2:26.16</b> 38.17	3.99
14	5	2	<u>POLESKA Anne</u>	Feb 20 1980	Germany	0.78	33.02	1:10.32 37.30	1:47.57 37.25	<b>2:26.74</b> 39.17	4.57
15	4	8	<u>MATTHYSEN Eijse</u>	Jul 13 1992	Belgium	0.76	34.32	1:11.70 37.38	1:49.24 37.54	<b>2:27.04</b> 37.80	4.87
16	4	1	<u>JEONG Darae</u>	Dec 02 1991	Korea	0.81	33.90	1:11.44 37.54	1:49.45 38.01	<b>2:27.28</b> 37.83	5.11
17	3	7	<u>KAPISHINA Inna</u>	Dec 30 1984	Belarus	0.69	33.48	1:11.16 37.68	1:48.74 37.58	<b>2:27.34</b> 38.60	5.17
18	4	3	<u>BEARD Amanda</u>	Oct 29 1981	United States	0.72	33.94	1:11.78	1:49.63	<b>2:27.70</b>	5.53



								37.84	37.85	38.07	
19	2	2	SIOW Yi Ting	Dec 11 1985	Malaysia	0.77	34.17	1:12.00 37.83	1:49.82 37.82	<b>2:27.80</b> 37.98	5.63
20	4	2	DETENYUK Olga	Jun 23 1993	Russian Fed.	0.88	33.89	1:11.16 37.27	1:49.03 37.87	<b>2:27.87</b> 36.84	5.70
20	5	1	BALFOUR Kirsty	Feb 21 1984	Great Britain	0.77	33.46	1:10.51 37.15	1:48.51 37.90	<b>2:27.87</b> 39.36	5.70
22	3	4	MARMOLEJO Adriana	Mar 05 1982	Mexico	0.73	34.57	1:11.99 37.42	1:50.05 38.06	<b>2:28.10</b> 38.05	5.93
23	6	8	PIDLISNA Yuliya	May 12 1987	Ukraine	0.78	33.75	1:11.01 37.26	1:49.54 38.53	<b>2:28.84</b> 39.30	6.67
24	4	7	BELMONTE Mireia	Nov 10 1990	Spain	0.87	34.29	1:12.01 37.72	1:50.18 38.17	<b>2:29.46</b> 39.28	7.29
25	2	4	ATKINSON Alia	Dec 11 1988	Jamaica	0.80	34.33	1:12.84 38.51	1:51.00 38.16	<b>2:29.53</b> 38.53	7.36
26	6	7	LUO Nan	Nov 03 1986	China	0.76	33.74	1:11.03 37.29	1:49.44 38.41	<b>2:29.67</b> 40.23	7.50
27	3	1	BOR Katalin	Feb 10 1990	Hungary	0.80	34.39	1:12.63 38.24	1:51.20 38.57	<b>2:29.95</b> 38.75	7.78
28	3	2	ELBEKRI Sara	Jul 02 1987	Morocco	0.77	33.41	1:10.59 37.18	1:48.86 38.27	<b>2:30.04</b> 41.18	7.87
29	3	3	GOMES Diana	Jul 06 1989	Portugal	0.83	34.11	1:11.73 37.62	1:50.31 38.58	<b>2:30.18</b> 39.87	8.01
30	5	8	de RONCHI Sophie	Sep 24 1985	France	0.75	33.93	1:11.14 37.21	1:49.76 38.62	<b>2:30.93</b> 41.17	8.76
31	2	7	KUC Marina	Jun 20 1985	Montenegro	0.80	34.10	1:12.52 38.42	1:51.73 39.21	<b>2:31.24</b> 39.51	9.07
32	2	3	GUNAYDIN Dilara Buse	Jul 05 1989	Turkey	0.74	34.64	1:12.60 37.96	1:51.74 39.14	<b>2:31.86</b> 40.12	9.69
33	3	6	HIGL Nadja	Jan 02 1987	Serbia	0.81	35.05	1:13.44 38.39	1:52.55 39.11	<b>2:32.78</b> 40.23	10.61
34	2	6	MARINOVIC Smiljana	Sep 25 1977	Croatia	0.86	33.96	1:12.00 38.04	1:51.64 39.64	<b>2:32.80</b> 41.16	10.63
35	1	5	DVARISKYTE Raminta	Feb 01 1990	Lithuania	0.78	34.01	1:11.82 37.81	1:51.87 40.05	<b>2:33.32</b> 41.45	11.15
36	2	5	TEO Nicolette	Apr 19 1986	Singapore	0.75	34.60	1:12.65 38.05	1:52.24 39.59	<b>2:34.60</b> 42.36	12.43
37	3	8	de GIOVANNI Agustina	Jul 16 1985	Argentina	0.76	34.05	1:12.42 38.37	1:52.57 40.15	<b>2:34.94</b> 42.37	12.77
38	3	5	EXARCHOU Angeliki	Aug 19 1985	Greece	0.85	35.03	1:13.68 38.65	1:54.57 40.89	<b>2:36.83</b> 42.26	14.66
39	1	3	LAUKKANEN Noora	Feb 03 1993	Finland	0.89	36.70	1:16.85 40.15	1:57.66 40.81	<b>2:38.97</b> 41.31	16.80
40	1	4	SAKEMI Tatiane	Mar 22 1986	Brazil	0.69	36.12	1:14.99 38.87	1:56.55 41.56	<b>2:39.13</b> 42.58	16.96
	5	6	POEWE Sarah	Mar 03 1983	Germany						DNS

Legend

WR - World Record	=WR - Equal World Record	OR - Olympic Record	=OR - Equal Olympic Record
AF - African Record	=AF - Equal African Record	AM - Americas Record	=AM - Equal Americas Record
AS - Asian Record	=AS - Equal Asian Record	ER - European Record	=ER - Equal European Record
OC - Oceania Record	=OC - Equal Oceania Record	R.T. - Reaction Time	DSQ - Disqualified
DNF - Did not Finish	DNS - Did not Start		



COMPETITION INFORMATION

- [Schedules & Results](#)
- [Medals](#)
- [Athletes & Teams](#)
- [Background](#)
- [Records](#)

Schedules & Results > Swimming > Women's 200m Breaststroke Semifinals



## Results Summary

### Women's 200m Breaststroke Semifinals

National Aquatics Center / Thu Aug 14 2008 / Start Time: 10:56

[News](#) [Photos](#) [Videos](#)

[Medals](#) [Reports](#)

Record	Splits		Name		NOC	Location	Date
WR 2:20.54	32.19	1:06.52	1:45.02	JONES Liseal	AUS	Melbourne (AUS)	Feb 1 2006
OR 2:22.17	32.74	1:09.04	1:45.47	SONI Rebecca	USA	Beijing (CHN)	Aug 13 2008

Event No: 22

Rank	Heat	Lane	Name	Date of Birth	NOC	R.T.	50m	100m	150m	Time	Time Behind
1	2	4	<a href="#">SONI Rebecca</a>	Mar 18 1987	United States	0.74	33.05	1:09.37 36.32	1:46.24 36.87	2:22.64 36.40	
2	1	4	<a href="#">JONES Liseal</a>	Aug 30 1985	Australia	0.82	31.99	1:08.16 36.17	1:44.99 36.83	2:23.04 38.05	0.40
3	2	5	<a href="#">JUKIC Mirna</a>	Apr 09 1986	Austria	0.77	33.14	1:09.73 36.59	1:46.77 37.04	2:23.76 36.99	1.12 ER
4	1	5	<a href="#">NORDENSTAM Sara</a>	Feb 28 1983	Norway	0.88	32.89	1:09.41 36.52	1:46.87 37.46	2:23.79 36.92	1.15
5	2	6	<a href="#">PIERSE Annamay</a>	Dec 05 1983	Canada	0.80	32.88	1:09.70 36.82	1:46.77 37.07	2:23.94 37.17	1.30
6	1	6	<a href="#">EFIMOVA Yuliya</a>	Apr 03 1992	Russian Fed.	0.78	33.79	1:10.12 36.33	1:47.19 37.07	2:24.00 36.81	1.36
7	1	3	<a href="#">TANEDA Megumi</a>	Sep 20 1986	Japan	0.79	33.60	1:10.39 36.79	1:47.77 37.38	2:25.42 37.65	2.78
8	2	3	<a href="#">KANETO Rie</a>	Sep 08 1988	Japan	0.83	34.17	1:11.09 36.92	1:48.41 37.32	2:25.65 37.24	3.01
9	1	2	<a href="#">FOSTER Sally</a>	Apr 13 1985	Australia	0.80	33.71	1:11.11 37.40	1:48.35 37.24	2:26.33 37.98	3.69
10	1	1	<a href="#">POLESKA Anne</a>	Feb 20 1980	Germany	0.79	33.52	1:11.59 38.07	1:49.29 37.70	2:26.71 37.42	4.07
11	2	7	<a href="#">JUNG Seulki</a>	Jul 13 1988	Korea	0.87	33.88	1:11.23 37.35	1:48.65 37.42	2:26.83 38.18	4.19
12	1	7	<a href="#">HOSTMAN Joline</a>	Sep 24 1988	Sweden	0.78	33.14	1:10.26 37.12	1:48.07 37.81	2:27.14 39.07	4.50
13	2	1	<a href="#">QI Hui</a>	Jan 13 1985	China	0.79	33.40	1:11.30 37.90	1:49.21 37.91	2:27.63 38.42	4.99
14	1	8	<a href="#">JEONG Darae</a>	Dec 02 1991	Korea	0.82	33.99	1:11.42 37.43	1:49.11 37.69	2:28.28 39.17	5.64
15	2	2	<a href="#">van BILJON Suzaan</a>	Apr 26 1988	South Africa	0.77	33.43	1:11.06 37.63	1:49.39 38.33	2:28.45 39.06	5.81
16	2	8	<a href="#">MATTHYSEN Elise</a>	Jul 13 1992	Belgium	0.80	34.50	1:12.23 37.73	1:51.01 38.78	2:29.64 38.63	7.00

Legend

- WR - World Record
- =WR - Equal World Record
- OR - Olympic Record
- =OR - Equal Olympic Record
- AF - African Record
- =AF - Equal African Record
- AM - Americas Record
- =AM - Equal Americas Record



COMPETITION INFORMATION

- Schedules & Results
- Medals
- Athletes & Teams
- Background
- Records

Schedules & Results > Swimming > Women's 200m Breaststroke Final



Swimming

## Results Women's 200m Breaststroke Final

National Aquatics Center / Fri Aug 15 2008 / Start Time: 10:12

News Photos Videos

Medals Reports

Record	Splits			Name	NOC	Location	Date
WR 2:20.54	32.19	1:08.52	1:45.02	JONES Leisel	AUS	Melbourne (AUS)	Feb 1 2006
OR 2:22.17	32.74	1:09.04	1:45.47	SONI Rebecca	USA	Beijing (CHN)	Aug 13 2008

Event No: 22

Rank	Lane	Name	NOC	R.T.	50m	100m	150m	Time	Time Behind
1	4	<u>SONI Rebecca</u>	USA	0.71	(2) 32.17	(2) 1:07.46 35.29	(1) 1:43.70 36.24	<b>2:20.22</b> 36.52	WR
2	5	<u>JONES Leisel</u>	AUS	0.81	(1) 31.84	(1) 1:07.23 35.39	(2) 1:43.71 36.48	<b>2:22.05</b> 38.34	1.83
3	6	<u>NORDENSTAM Sara</u>	NOR	0.86	(4) 32.70	(4) 1:09.19 36.49	(4) 1:46.00 36.81	<b>2:23.02</b> 37.02	2.80 ER
4	3	<u>JUKIC Mirna</u>	AUT	0.77	(3) 32.69	(3) 1:09.05 36.36	(3) 1:45.74 36.69	<b>2:23.24</b> 37.50	3.02
5	7	<u>EFIMOVA Yuliya</u>	RUS	0.77	(7) 33.85	(6) 1:10.10 36.25	(6) 1:46.87 36.77	<b>2:23.76</b> 36.89	3.54
6	2	<u>PIERSE Annamay</u>	CAN	0.83	(5) 32.86	(5) 1:09.42 36.56	(5) 1:46.29 36.87	<b>2:23.77</b> 37.48	3.55
7	8	<u>KANETO Rie</u>	JPN	0.78	(8) 33.98	(8) 1:10.79 36.81	(8) 1:47.81 37.02	<b>2:25.14</b> 37.33	4.92
8	1	<u>TANEDA Megumi</u>	JPN	0.78	(6) 33.60	(7) 1:10.21 36.61	(7) 1:47.40 37.19	<b>2:25.23</b> 37.03	5.01

Legend

OR - Olympic Record	=OR - Equal Olympic Record	WR - World Record	=WR - Equal World Record
R.T. - Reaction Time	O - Olympic record at intermediate distance	W - World record at intermediate distance	DNF - Did not Finish
DNS - Did not Start	DSQ - Disqualified	AF - African Record	=AF - Equal African Record
AM - Americas Record	=AM - Equal Americas Record	AS - Asian Record	=AS - Equal Asian Record
ER - European Record	=ER - Equal European Record	OC - Oceania Record	=OC - Equal Oceania Record



The Official Website of the Beijing 2008 Olympic Games August 8-24, 2008

中文 Français

HOME

## COMPETITION INFORMATION

Schedules &amp; Results

Medals

Athletes &amp; Teams

Background

Records

Schedules &amp; Results &gt; Swimming &gt; Women's 100m Butterfly - Heats



Swimming

## Results Summary

### Women's 100m Butterfly - Heats

National Aquatics Center / Sat Aug 9 2008 / Start Time: 18:57

News

Photos

Videos

Medals

Reports

Record	Splits	Name	NOC	Location	Date
WR 56.61	26.67	DE BRUIJN Inge	NED	Sydney (AUS)	Sep 17 2000
OR 56.61	26.67	DE BRUIJN Inge	NED	Sydney (AUS)	Sep 17 2000

## Event No: 2

Rank	Heat	Lane	Name	Date of Birth	NOC	R.T.	50m	Time	Time Behind	
1	6	4	<u>SCHIPPER Jessica</u>	Nov 19 1986	Australia	0.69	27.02	<b>57.58</b> 30.56		
2	5	4	<u>MAGNUSON Christine</u>	Oct 17 1985	United States	0.70	26.83	<b>57.70</b> 30.87	0.12	
2	6	3	<u>ZHOU Yafei</u>	Jan 17 1984	China	0.84	26.77	<b>57.70</b> 30.93	0.12	AS
4	4	5	<u>TAO LI</u>	Jan 10 1990	Singapore	0.75	27.39	<b>57.77</b> 30.38	0.19	
5	5	8	<u>SILVA Gabriella</u>	Dec 13 1988	Brazil	0.75	27.11	<b>58.00</b> 30.89	0.42	
6	5	5	<u>BREEDEN Elaine</u>	Nov 18 1988	United States	0.65	27.48	<b>58.06</b> 30.58	0.48	
7	4	1	<u>BIANCHI Ilaria</u>	Jan 06 1990	Italy	0.72	27.29	<b>58.12</b> 30.83	0.54	
8	5	1	<u>RETIEF Lize-Mari</u>	Nov 30 1986	South Africa	0.70	26.61	<b>58.20</b> 31.59	0.62	AF
9	6	5	<u>DEKKER Inge</u>	Aug 18 1985	Netherlands	0.82	27.22	<b>58.22</b> 31.00	0.64	
10	7	7	<u>MONGEL Aurore</u>	Apr 19 1982	France	0.79	27.61	<b>58.30</b> 30.69	0.72	
11	5	6	<u>SUTYAGINA Natalia</u>	Jan 17 1980	Russian Fed.	0.85	27.46	<b>58.32</b> 30.86	0.74	
12	7	4	<u>TRICKETT Lisbeth</u>	Jan 28 1985	Australia	0.74	27.21	<b>58.37</b> 31.16	0.79	
13	6	2	<u>DARA Eszter</u>	May 30 1990	Hungary	0.86	27.15	<b>58.39</b> 31.24	0.81	
14	7	2	<u>POPCHANKA Alena</u>	Jul 28 1979	France	0.70	27.45	<b>58.40</b> 30.95	0.82	
15	5	3	<u>OTTESØN Jeanette</u>	Dec 30 1987	Denmark	0.80	27.35	<b>58.44</b> 31.09	0.86	
16	7	5	<u>LOWE Jemma</u>	Mar 31 1990	Great Britain	0.68	27.57	<b>58.49</b> 30.92	0.91	
17	4	6	<u>JEDRZEJCZAK Otylia</u>	Dec 13 1983	Poland	0.77	27.37	<b>58.53</b> 31.16	0.95	
18	4	2	<u>LOOTS Mandy</u>	Aug 03 1978	South Africa	0.68	27.38	<b>58.61</b>	1.03	

									31.23
18	5	2	NAKANISHI Yuko	Apr 24 1981	Japan	0.72	27.56	58.61 31.05	1.03
20	4	4	ISAKOVIĆ Sara	Jun 09 1988	Slovenia	0.75	27.40	58.68 31.28	1.10
21	7	3	HALSALL Francesca	Apr 12 1990	Great Britain	0.74	27.25	58.70 31.45	1.12
22	6	6	BESPAŁOVA Irina	May 31 1981	Russian Fed.	0.80	27.38	58.92 31.54	1.34
23	6	7	KATQ Yuka	Oct 30 1986	Japan	0.76	27.27	58.94 31.67	1.36
24	4	3	ZUBKOVA Kateryna	Jul 14 1988	Ukraine	0.72	27.32	58.99 31.67	1.41
25	6	1	MORAVCOVA Martina	Jan 16 1976	Slovakia	0.79	27.32	59.03 31.71	1.45
26	3	4	KOSCHISCHKEK Birgit	May 22 1987	Austria	0.79	27.79	59.07 31.28	1.49
27	7	6	SJOSTROM Sarah	Aug 17 1993	Sweden	0.77	27.16	59.08 31.92	1.50
28	4	8	LACROIX Audrey	Nov 17 1983	Canada	0.73	27.84	59.10 31.26	1.52
28	6	8	JENSEN Micha Kathrine Oestergaard	Jan 31 1987	Denmark	0.74	27.98	59.10 31.12	1.52
30	3	1	WILSON Hannah Jane Arnett	Mar 10 1989	Hong Kong, China	0.70	27.70	59.35 31.65	1.77
30	5	7	GROOT Chantal	Oct 19 1982	Netherlands	0.78	27.37	59.35 31.98	1.77
32	2	4	ALJAND Triin	Jul 08 1985	Estonia	0.73	27.39	59.43 32.04	1.85
32	7	8	XU Yanwei	Jun 14 1984	China	0.75	27.66	59.43 31.77	1.85
34	4	7	PAULA Davnara	Jul 25 1989	Brazil	0.81	27.39	59.45 32.06	1.87
35	3	6	OLIVEIRA Sara	Dec 07 1985	Portugal	0.78	27.80	59.48 31.68	1.90
36	3	5	GOSTOMELSKY Anna	Jun 09 1981	Israel	0.74	27.74	59.50 31.76	1.92
37	3	2	SNILDAL Ingvild	Aug 25 1988	Norway	0.87	28.08	59.86 31.78	2.28
38	3	7	COLORADO Carolina	Sep 07 1987	Colombia	0.73	28.35	1:00.06 31.71	2.48
39	7	1	SAMULSKI Daniela	May 31 1984	Germany	0.77	27.41	1:00.37 32.96	2.79
40	2	5	CHOI Hvera	May 20 1991	Korea	0.81	29.06	1:00.65 31.59	3.07
41	3	3	KAVARNOU Elrini	Jul 05 1980	Greece	0.76	28.10	1:00.74 32.64	3.16
42	3	8	BRAND Heather	Nov 17 1982	Zimbabwe	0.72	28.50	1:01.39 32.89	3.81
43	2	6	YANG Chin-Kuei	Sep 30 1987	Chinese Taipei	0.78	28.78	1:01.60 32.82	4.02
44	2	3	ROSENBERGER Iris	Oct 16 1985	Turkey	0.82	28.05	1:01.67 33.62	4.09
45	2	2	HADJILOIZOU Natallia	Mar 23 1979	Cyprus	0.84	28.53	1:01.80 33.27	4.22
46	2	7	PIKKARAINEN Emilia	Oct 11 1992	Finland	0.67	29.14	1:02.31 33.17	4.73
47	1	5	DIOP Binta Zahra	Jun 30 1990	Senegal	0.71	29.73	1:04.26 34.53	6.68
48	1	4	SCANAVINO Antonella	Oct 30 1992	Uruguay	0.80	30.24	1:04.28 34.04	6.70
49	1	3	MUCCIOLI Simona	Mar 15 1984	San Marino	0.79	30.45	1:04.91	7.33



The Official Website of the Beijing 2008 Olympic Games August: 8-24, 2008



COMPETITION INFORMATION

Schedules & Results Medals Athletes & Teams Background Records

Schedules & Results > Swimming > Women's 100m Butterfly Semifinals



Swimming

## Results Summary Women's 100m Butterfly Semifinals

National Aquatics Center / Sun Aug 10 2008 / Start Time: 10:13

News Photos Videos

Medals Reports

Record	Splits	Name	NOC	Location	Date
WR 56.61	26.67	DE BRUIJN Inge	NED	Sydney (AUS)	Sep 17 2000
OR 56.61	26.67	DE BRUIJN Inge	NED	Sydney (AUS)	Sep 17 2000

Event No: 2

Rank	Heat	Lane	Name	Date of Birth	NOC	R.T.	50m	Time	Time Behind
1	1	7	<u>TRICKETT Lisbeth</u>	Jan 28 1985	Australia	0.73	26.58	<b>57.05</b> 30.47	
2	1	4	<u>MAGNUSON Christine</u>	Oct 17 1985	United States	0.70	26.79	<b>57.08</b> 30.29	0.03 AM
3	2	4	<u>SCHIPPER Jessicah</u>	Nov 19 1986	Australia	0.67	27.07	<b>57.43</b> 30.36	0.38
4	1	5	<u>TAO LI</u>	Jan 10 1990	Singapore	0.73	27.72	<b>57.54</b> 29.82	0.49 AS
5	2	5	<u>ZHOU Yafei</u>	Jan 17 1984	China	0.77	26.90	<b>57.68</b> 30.78	0.63
6	1	8	<u>LOWE Jemma</u>	Mar 31 1990	Great Britain	0.70	26.68	<b>57.78</b> 31.10	0.73
7	2	2	<u>DEKKER Inge</u>	Aug 18 1985	Netherlands	0.80	27.25	<b>58.20</b> 30.95	1.15
8	2	3	<u>SILVA Gabriella</u>	Dec 13 1988	Brazil	0.77	27.21	<b>58.39</b> 31.18	1.34
9	1	2	<u>MONGEL Aurore</u>	Apr 19 1982	France	0.79	27.62	<b>58.46</b> 30.84	1.41
10	1	3	<u>BREEDEN Elaine</u>	Nov 18 1988	United States	0.71	27.58	<b>58.55</b> 30.97	1.50
10	1	1	<u>POPCHANKA Alena</u>	Jul 28 1979	France	0.71	27.27	<b>58.55</b> 31.28	1.50
12	1	6	<u>RETIFF Lize-Mari</u>	Nov 30 1986	South Africa	0.70	27.02	<b>58.63</b> 31.61	1.58
13	2	1	<u>DARA Eszter</u>	May 30 1990	Hungary	0.83	27.02	<b>58.84</b> 31.82	1.79
14	2	7	<u>SUTYAGINA Natalia</u>	Jan 17 1980	Russian Fed.	0.83	27.63	<b>59.07</b> 31.44	2.02
15	2	8	<u>OTTESEN Jeanette</u>	Dec 30 1987	Denmark	0.76	27.55	<b>59.29</b> 31.74	2.24
	2	6	<u>BIANCHI Ilaria</u>	Jan 06 1990	Italy			DSQ	

Legend

WR - World Record	=WR - Equal World Record	OR - Olympic Record	=OR - Equal Olympic Record
AF - African Record	=AF - Equal African Record	AM - Americas Record	=AM - Equal Americas Record
AS - Asian Record	=AS - Equal Asian Record	ER - European Record	=ER - Equal European Record



The Official Website of the Beijing 2008 Olympic Games August 8-24, 2008



COMPETITION INFORMATION

- Schedules & Results
- Medals
- Athletes & Teams
- Background
- Records

Schedules & Results > Swimming > Women's 100m Butterfly Final

News Photos Videos



Swimming

## Results Women's 100m Butterfly Final

National Aquatics Center / Mon Aug 11 2008 / Start Time: 10:24

Medals Reports

Record	Splits	Name	NOC	Location	Date
WR 56.61	26.67	DE BRUIJN Inge	NED	Sydney (AUS)	Sep 17 2000
OR 56.61	26.67	DE BRUIJN Inge	NED	Sydney (AUS)	Sep 17 2000

Event No: 2

Rank	Lane	Name	NOC	R.T.	50m	Time	Time Behind
1	4	TRICKETT, Lisbeth	AUS	0.73	(1) 26.41	<b>56.73</b> 30.32	OC
2	5	MAGNUSON Christine	USA	0.72	(3) 26.95	<b>57.10</b> 30.15	0.37
3	3	SCHIPPER Jessica	AUS	0.66	(2) 26.93	<b>57.25</b> 30.32	0.52
4	2	ZHOU Yafei	CHN	0.79	(6) 27.18	<b>57.84</b> 30.66	1.11
5	6	TAO LI	SIN	0.75	(7) 27.29	<b>57.99</b> 30.70	1.26
6	7	LOWE Jemma	GBR	0.75	(5) 27.12	<b>58.06</b> 30.94	1.33
7	8	SILVA Gabriella	BRA	0.79	(4) 27.09	<b>58.10</b> 31.01	1.37
8	1	DEKKER Inge	NED	0.87	(8) 27.39	<b>58.54</b> 31.15	1.81

Legend

OR - Olympic Record	=OR - Equal Olympic Record	WR - World Record	=WR - Equal World Record
R.T. - Reaction Time	O - Olympic record at intermediate distance	W - World record at intermediate distance	DNF - Did not Finish
DNS - Did not Start	DSQ - Disqualified	AF - African Record	=AF - Equal African Record
AM - Americas Record	=AM - Equal Americas Record	AS - Asian Record	=AS - Equal Asian Record
ER - European Record	=ER - Equal European Record	OC - Oceania Record	=OC - Equal Oceania Record



The Official Website of the Beijing 2008 Olympic Games August 8-24, 2008

HOME

HOME

## COMPETITION INFORMATION

[Schedules & Results](#)   [Medals](#)   [Athletes & Teams](#)   [Background](#)   [Records](#)
[Schedules & Results](#) > [Swimming](#) > [Women's 200m Butterfly - Heats](#)
[News](#)   [Photos](#)   [Videos](#)


Swimming

## Results Summary

### Women's 200m Butterfly - Heats

National Aquatics Center / Tue Aug 12 2008 / Start Time: 19:02

[Medals](#)   [Reports](#)

	Record	Splits			Name	NOC	Location	Date
WR	2:05.40	28.35	1:00.11	1:32.46	SCHIPPER Jessica	AUS	Victoria (CAN)	Aug 17 2006
OR	2:05.88	28.38	59.91	1:32.44	HYMAN Misty	USA	Sydney (AUS)	Sep 20 2000

Event No: 17

Rank	Heat	Lane	Name	Date of Birth	NOC	R.T.	50m	100m	150m	Time	Time Behind	
1	3	2	<a href="#">LIU Zige</a>	Mar 31 1989	China	0.78	27.95	1:00.12 32.17	1:32.99 32.87	<b>2:06.46</b>		
2	5	5	<a href="#">MONGEL Aurore</a>	Apr 19 1982	France	0.79	28.46	1:00.82 32.36	1:34.05 33.23	<b>2:06.49</b>	0.03	
3	3	4	<a href="#">NAKANISHI Yuko</a>	Apr 24 1981	Japan	0.71	28.25	1:00.32 32.07	1:33.61 33.29	<b>2:06.62</b>	0.16	
4	5	6	<a href="#">JIAO Liuyang</a>	Mar 07 1990	China	0.77	27.82	1:00.51 32.69	1:33.91 33.40	<b>2:06.89</b>	0.43	
5	5	4	<a href="#">JEDRZEJCZAK Otylia</a>	Dec 13 1983	Poland	0.78	28.73	1:00.62 31.89	1:33.51 32.89	<b>2:06.91</b>	0.45	
6	3	6	<a href="#">HOSHI Natsumi</a>	Aug 21 1990	Japan	0.73	28.80	1:01.35 32.55	1:34.23 32.88	<b>2:07.02</b>	0.56	
7	4	6	<a href="#">HERSEY Kathleen</a>	Feb 21 1990	United States	0.80	29.20	1:01.12 31.92	1:34.01 32.89	<b>2:07.65</b>	1.19	
8	4	7	<a href="#">JENSEN Micha Kathrine Oestergaard</a>	Jan 31 1987	Denmark	0.73	28.31	1:00.39 32.08	1:33.50 33.11	<b>2:07.77</b>	1.31	
9	5	3	<a href="#">BREEDEN Elaine</a>	Nov 18 1988	United States	0.69	28.73	1:01.29 32.56	1:34.38 33.09	<b>2:07.92</b>	1.46	
10	4	5	<a href="#">LOWE Jemma</a>	Mar 31 1990	Great Britain	0.68	28.78	1:01.13 32.35	1:34.65 33.52	<b>2:08.07</b>	1.61	
11	4	4	<a href="#">SCHIPPER Jessica</a>	Nov 19 1986	Australia	0.67	28.56	1:00.64 32.08	1:34.05 33.41	<b>2:08.11</b>	1.65	
12	4	3	<a href="#">LACROIX Audrey</a>	Nov 17 1983	Canada	0.72	29.04	1:01.46 32.42	1:34.29 32.83	<b>2:08.54</b>	2.08	
13	5	2	<a href="#">HAMILL Samantha</a>	Feb 23 1991	Australia	0.75	29.07	1:01.53 32.46	1:34.80 33.27	<b>2:08.83</b>	2.37	
14	4	8	<a href="#">GRANLUND Petra</a>	Oct 15 1987	Sweden	0.77	28.98	1:01.51 32.53	1:34.85 33.34	<b>2:08.97</b>	2.51	
15	4	2	<a href="#">GANDY Ellen</a>	Aug 15 1991	Great Britain	0.79	29.16	1:01.40 32.24	1:34.31 32.91	<b>2:08.98</b>	2.52	
16	2	6	<a href="#">MEAKLIM Katheryn</a>	Jul 20 1989	South Africa	0.79	29.20	1:02.32 33.12	1:35.74 33.42	<b>2:09.41</b>	2.95	AF
17	2	4	<a href="#">DITTRICH Nina</a>	Nov 20 1990	Austria	0.77	29.16	1:02.09 32.93	1:35.68 33.59	<b>2:09.85</b>	3.39	
18	5	7	<a href="#">BOULSEVICZ Beatrix</a>	Feb 15 1987	Hungary	0.66	28.71	1:01.13	1:34.99	<b>2:10.00</b>	3.54	



								32.42	33.86	35.01**	
19	2	5	<b>OLIVEIRA Sara</b>	Dec 07 1985	Portugal	0.80	29.58	1:02.48 32.90	1:36.24 33.76	<b>2:10.14</b> 33.90	3.68
20	3	8	<b>HORNER Stephanie</b>	Mar 19 1989	Canada	0.76	29.10	1:01.24 32.14	1:34.10 32.86	<b>2:10.33</b> 36.23	3.87
21	3	7	<b>CAVALLINO Paola</b>	Jun 06 1977	Italy	0.81	29.71	1:02.31 32.60	1:36.00 33.69	<b>2:10.46</b> 34.46	4.00
22	5	8	<b>MARANHAO Joanna</b>	Apr 29 1987	Brazil	0.75	29.58	1:02.46 32.88	1:36.40 33.94	<b>2:10.64</b> 34.24	4.18
23	5	1	<b>CHOI Hyera</b>	May 20 1991	Korea	0.78	29.23	1:02.40 33.17	1:36.46 34.06	<b>2:11.42</b> 34.96	4.96
24	2	8	<b>KHALA Tetyana</b>	May 06 1987	Ukraine	0.88	29.70	1:02.73 33.03	1:37.07 34.34	<b>2:12.16</b> 35.09	5.70
25	4	1	<b>MARTYNOVA Yana</b>	Feb 03 1988	Russian Fed.	0.83	29.71	1:02.77 33.06	1:37.36 34.59	<b>2:12.47</b> 35.11	6.01
26	2	7	<b>TAO Li</b>	Jan 10 1990	Singapore	0.72	29.67	1:03.43 33.76	1:37.85 34.42	<b>2:12.63</b> 34.78	6.17
27	3	5	<b>KOVACS Emese</b>	Mar 01 1991	Hungary	0.82	28.39	1:01.19 32.80	1:36.01 34.82	<b>2:12.73</b> 36.72	6.27
28	3	1	<b>ROUSSEAU Magali</b>	Mar 10 1988	France	0.89	30.24	1:04.35 34.11	1:38.53 34.18	<b>2:13.12</b> 34.59	6.66
29	2	2	<b>YANG Chin-Kuei</b>	Sep 30 1987	Chinese Taipei	0.78	29.92	1:03.18 33.26	1:37.24 34.06	<b>2:13.26</b> 36.02	6.80
30	1	5	<b>EFSTATHIOU Eleftheria Evgenia</b>	Jul 05 1989	Greece	0.75	30.13	1:03.67 33.54	1:38.81 35.14	<b>2:13.27</b> 34.46	6.81
31	2	1	<b>SMOLENOVA Denisa</b>	Feb 14 1989	Slovakia	0.87	30.04	1:03.99 33.95	1:38.00 34.01	<b>2:13.81</b> 35.81	7.35
32	1	6	<b>GUNENC Gulsah</b>	Jan 05 1985	Turkey	0.77	30.62	1:04.46 33.84	1:39.52 35.06	<b>2:14.44</b> 34.92	7.98
33	1	4	<b>SNILDAL Ingvild</b>	Aug 25 1988	Norway	0.80	29.07	1:02.15 33.08	1:36.71 34.56	<b>2:14.53</b> 37.82	8.07
34	1	3	<b>LENNOX-SILVA Kristina</b>	Apr 24 1985	Puerto Rico	0.74	29.86	1:03.79 33.93	1:39.30 35.51	<b>2:17.27</b> 37.97	10.81
	2	3	<b>BARDACH Georgina</b>	Aug 18 1983	Argentina					<b>DNS</b>	
	3	3	<b>ISAKOVIC Sara</b>	Jun 09 1988	Slovenia					<b>DNS</b>	

Legend

WR - World Record	=WR - Equal World Record	OR - Olympic Record	=OR - Equal Olympic Record
AF - African Record	=AF - Equal African Record	AM - Americas Record	=AM - Equal Americas Record
AS - Asian Record	=AS - Equal Asian Record	ER - European Record	=ER - Equal European Record
OC - Oceania Record	=OC - Equal Oceania Record	R.T. - Reaction Time	DSQ - Disqualified
DNF - Did not Finish	DNS - Did not Start		

Latest News

- Natalie du Toit -- When taking part is more important than winning [2008-08-21]
- Men's Marathon 10km: Maarten van der Weijden surprises favorites [2008-08-21]
- Photos: Dutch swimmer wins Men's 10km Marathon Swimming gold [2008-08-21]
- Swimming Day 11 Preview: Men's Marathon 10km Dyatchin and Lurz to battle [2008-08-20]
- Women's Marathon 10km: Ilchenko wins gold in final flurry [2008-08-20]
- Photos: Ilchenko takes gold in Women's 10km Marathon Swimming [2008-08-20]
- Natalie du Toit ready to make Olympic history [2008-08-19]

Photos



Photos: Dutch swimmer wins Men's 10km Marathon Swimming gold



Photos: Ilchenko takes gold in Women's 10km Marathon Swimming



Swimming Review: Phelps takes greatest Olympic gold medal swag ever

More >>



Set as Homepage | Sailing 2008 | Equestrian 2008 | Preliminary site | BOBICO | Site Map | Contact | FAQ | RSS | IPv6

Copyright The Beijing Organizing Committee for the Games of the XXIX Olympiad



The Official Website of the Beijing 2008 Olympic Games August 8-24, 2008

中文 Français

HOME

COMPETITION INFORMATION

- [Schedules & Results](#)
- [Medals](#)
- [Athletes & Teams](#)
- [Background](#)
- [Records](#)

:: Schedules & Results > Swimming > Women's 200m Butterfly Semifinals



Swimming

## Results Summary Women's 200m Butterfly Semifinals

National Aquatics Center / Wed Aug 13 2008 / Start Time: 10:28

[News](#) [Photos](#) [Videos](#)

[Medals](#) [Reports](#)

Record	Splits			Name	NOC	Location	Date
WR 2:05.40	28.35	1:00.11	1:32.46	SCHIPPER Jessica	AUS	Victoria (CAN)	Aug 17 2006
OR 2:05.88	28.38	59.91	1:32.44	HYMAN Misty	USA	Sydney (AUS)	Sep 20 2000

Event No: 17

Rank	Heat	Lane	Name	Date of Birth	NOC	R.T.	50m	100m	150m	Time	Time Behind
1	2	4	<a href="#">LIU Zige</a>	Mar 31 1989	China	0.81	27.89	59.72 31.83	1:32.66 32.94	2:06.25 33.59	AS
2	2	7	<a href="#">SCHIPPER Jessica</a>	Nov 19 1986	Australia	0.66	27.83	59.21 31.38	1:32.31 33.10	2:06.34 34.03	0.09
3	1	5	<a href="#">JIAO Luyang</a>	Mar 07 1990	China	0.79	28.37	1:01.52 33.15	1:34.22 32.70	2:06.42 32.20	0.17
4	2	3	<a href="#">JEDRZEJCZAK Otylia</a>	Dec 13 1983	Poland	0.79	28.99	1:01.20 32.21	1:33.82 32.62	2:06.78 32.96	0.53
5	2	5	<a href="#">NAKANISHI Yuko</a>	Apr 24 1981	Japan	0.69	28.64	1:00.86 32.22	1:33.91 33.05	2:06.96 33.05	0.71
5	2	6	<a href="#">HERSEY Kathleen</a>	Feb 21 1990	United States	0.82	29.16	1:01.36 32.20	1:34.16 32.80	2:06.96 32.80	0.71
7	1	4	<a href="#">MONGEL Aurele</a>	Apr 19 1982	France	0.83	28.75	1:01.11 32.36	1:34.20 33.09	2:07.21 33.01	0.96
8	2	2	<a href="#">BREEDEN Elaine</a>	Nov 18 1988	United States	0.66	28.95	1:01.64 32.69	1:34.37 32.73	2:07.73 33.36	1.48
9	1	2	<a href="#">LOWE Jemma</a>	Mar 31 1990	Great Britain	0.70	28.04	59.97 31.93	1:33.03 33.06	2:07.87 34.84	1.62
10	1	3	<a href="#">HOSHI Natsumi</a>	Aug 21 1990	Japan	0.72	28.79	1:01.35 32.56	1:34.66 33.31	2:07.93 33.27	1.68
11	1	6	<a href="#">JENSEN Micha Kathrine Oestergaard</a>	Jan 31 1987	Denmark	0.77	28.20	1:01.15 32.95	1:34.86 33.71	2:09.29 34.43	3.04
12	2	1	<a href="#">HAMILL Samantha</a>	Feb 23 1991	Australia	0.75	29.23	1:01.92 32.69	1:35.82 33.90	2:09.58 33.76	3.33
13	1	7	<a href="#">LACROIX Audrey</a>	Nov 17 1983	Canada	0.80	29.23	1:01.53 32.30	1:34.94 33.41	2:09.74 34.80	3.49
14	1	1	<a href="#">GRANLUND Petra</a>	Oct 15 1987	Sweden	0.80	29.20	1:02.31 33.11	1:36.34 34.03	2:09.79 33.45	3.54
15	2	8	<a href="#">GANDY Ellen</a>	Aug 15 1991	Great Britain	0.84	29.36	1:02.01 32.65	1:35.75 33.74	2:10.60 34.85	4.35
16	1	8	<a href="#">MEAKLIM Kathryn</a>	Jul 20 1989	South Africa	0.86	29.79	1:02.99 33.20	1:37.29 34.30	2:11.74 34.45	5.49

Legend

WR - World Record      =WR - Equal World Record      OR - Olympic Record      =OR - Equal Olympic Record  
 AF - African Record      =AF - Equal African Record      AM - Americas Record      =AM - Equal Americas Record



The Official Website of the Beijing 2008 Olympic Games August 8-21, 2008

北京 2008

HOME

COMPETITION INFORMATION

Schedules & Results Medals Athletes & Teams Background Records

Schedules & Results > Swimming > Women's 200m Butterfly Final

News Photos Videos



Results  
Women's 200m Butterfly Final

Swimming National Aquatics Center / Thu Aug 14 2008 / Start Time: 10:42

Medals Reports

Record	Splits			Name	NOC	Location	Date
WR 2:05.40	28.35	1:00.11	1:32.46	SCHIPPER Jessica	AUS	Victoria (CAN)	Aug 17 2006
OR 2:05.88	28.38	59.91	1:32.44	HYMAN Mlsty	USA	Sydney (AUS)	Sep 20 2000

Event No: 17

Rank	Lane	Name	NOC	R.T.	50m	100m	150m	Time	Time Behind	WR
1	4	LIU Zige	CHN	0.83	(2) 27.80	(2) 59.37 31.57	(1) 1:31.59 32.22	<b>2:04.18</b> 32.59		WR
2	3	JIAO Liuyang	CHN	0.83	(3) 28.19	(4) 1:00.36 32.17	(3) 1:32.68 32.32	<b>2:04.72</b> 32.04	0.54	
3	5	SCHIPPER Jessica	AUS	0.63	(1) 27.75	(1) 58.99 31.24	(2) 1:32.06 33.07	<b>2:06.26</b> 34.20	2.08	
4	6	JEDRZEJCZAK Otylia	POL	0.76	(7) 28.89	(7) 1:01.21 32.32	(5) 1:33.57 32.36	<b>2:07.02</b> 33.45	2.84	
5	2	NAKANISHI Yuko	JPN	0.70	(5) 28.42	(6) 1:00.82 32.40	(7) 1:33.94 33.12	<b>2:07.32</b> 33.38	3.14	
6	1	MONGEL Aurore	FRA	0.82	(4) 28.20	(3) 59.96 31.76	(4) 1:33.41 33.45	<b>2:07.36</b> 33.95	3.18	
7	8	BREEDEN Elaine	USA	0.69	(6) 28.56	(5) 1:00.65 32.09	(6) 1:33.64 32.99	<b>2:07.57</b> 33.93	3.39	
8	7	HERSEY Kathleen	USA	0.80	(8) 29.16	(8) 1:01.50 32.34	(8) 1:34.47 32.97	<b>2:08.23</b> 33.76	4.05	

Legend

OR - Olympic Record	=OR - Equal Olympic Record	WR - World Record	=WR - Equal World Record
R.T. - Reaction Time	O - Olympic record at Intermediate distance	W - World record at Intermediate distance	DNF - Did not Finish
DNS - Did not Start	DSQ - Disqualified	AF - African Record	=AF - Equal African Record
AM - Americas Record	=AM - Equal Americas Record	AS - Asian Record	=AS - Equal Asian Record
ER - European Record	=ER - Equal European Record	OC - Oceania Record	=OC - Equal Oceania Record



## COMPETITION INFORMATION

Schedules & Results Medals Athletes & Teams Background Records

Schedules & Results > Swimming > Women's 200m Individual Medley - Heats



Swimming

## Results Summary

### Women's 200m Individual Medley - Heats

National Aquatics Center / Mon Aug 11 2008 / Start Time: 19:41

News Photos Videos

Medals Reports

Record	WR	OR	28.03	1:00.56	1:39.24	Name	NOC	Location	Date
WR	2:08.92	28.03	1:00.56	1:39.24	RICE Stephanie	AUS	Sydney (AUS)	Mar 25 2008	
OR	2:10.68	28.70	1:01.78	1:40.05	KLOCHKOVA Yana	UKR	Sydney (AUS)	Sep 19 2000	

Event No: 15

Rank	Heat	Lane	Name	Date of Birth	NOC	R.T.	50m	100m	150m	Time	Time Behind
1	4	3	<u>COULTIS Alicia</u>	Sep 14 1987	Australia	0.87	28.69	1:02.72 34.03	1:40.39 37.67	<b>2:11.55</b> 31.16	
2	4	4	<u>HOFF Katie</u>	Jun 03 1989	United States	0.81	28.75	1:02.61 33.86	1:41.22 38.61	<b>2:11.58</b> 30.36	0.03
3	3	4	<u>COUGHLIN Natalie</u>	Aug 23 1982	United States	0.69	27.10	1:00.72 33.62	1:39.64 38.92	<b>2:11.63</b> 31.99	0.08
4	5	3	<u>MILEY Hannah</u>	Aug 08 1989	Great Britain	0.75	29.34	1:02.03 32.69	1:39.84 37.81	<b>2:11.72</b> 31.88	0.17
5	3	6	<u>HJORTH-HANSEN Julie</u>	Jun 10 1984	Denmark	0.78	28.38	1:02.66 34.28	1:40.43 37.77	<b>2:11.99</b> 31.56	0.44
6	5	4	<u>RICE Stephanie</u>	Jun 17 1988	Australia	0.92	28.44	1:01.79 33.35	1:40.03 38.24	<b>2:12.07</b> 32.04	0.52
7	4	5	<u>MUFFAT Camille</u>	Oct 28 1989	France	0.84	28.80	1:02.04 33.24	1:40.41 38.37	<b>2:12.16</b> 31.75	0.61
8	5	5	<u>COVENTRY Kirsty</u>	Sep 19 1983	Zimbabwe	0.74	29.13	1:01.49 32.36	1:39.91 38.42	<b>2:12.18</b> 32.27	0.63
9	3	2	<u>KITAGAWA Asami</u>	Oct 03 1987	Japan	0.82	28.90	1:03.87 34.97	1:41.55 37.68	<b>2:12.47</b> 30.92	0.92
9	5	6	<u>BARANOWSKA Katarzyna</u>	Sep 13 1987	Poland	0.78	28.71	1:02.47 33.76	1:40.80 38.33	<b>2:12.47</b> 31.67	0.92
11	5	2	<u>VERRASZTO Evelin</u>	Jul 17 1989	Hungary	0.85	28.51	1:01.51 33.00	1:41.97 40.46	<b>2:12.52</b> 30.55	0.97
12	3	1	<u>LI Jiaxing</u>	Mar 19 1990	China	0.75	28.70	1:02.69 33.99	1:42.16 39.47	<b>2:12.53</b> 30.37	0.98
13	3	7	<u>WILKINSON Julia</u>	Jun 12 1987	Canada	0.80	29.25	1:02.64 33.39	1:42.18 39.54	<b>2:12.56</b> 30.38	1.01
14	3	5	<u>BELMONTE Mireia</u>	Nov 10 1990	Spain	0.87	28.76	1:02.85 34.09	1:41.03 38.18	<b>2:12.75</b> 31.72	1.20
15	3	3	<u>PAYNE Keri-Anne</u>	Dec 09 1987	Great Britain	0.72	28.32	1:01.18 32.86	1:41.23 40.05	<b>2:12.78</b> 31.55	1.23
16	4	1	<u>KARPEEVA Svetlana</u>	Oct 16 1985	Russian Fed.	0.75	29.00	1:03.45 34.45	1:41.61 38.16	<b>2:12.94</b> 31.33	1.39
17	4	8	<u>HOSSZU Katinka</u>	May 03 1989	Hungary	0.87	28.74	1:02.25 33.51	1:42.08 39.83	<b>2:13.05</b> 30.97	1.50
18	5	1	<u>NORFOLK Helen</u>	Aug 27 1981	New Zealand	0.82	28.87	1:02.55	1:41.53	<b>2:13.50</b>	1.95

								33.68	38.98	31.97	
19	5	7	MORNINGSTAR Erica	Mar 03 1989	Canada	0.81	29.26	1:03.44 34.18	1:43.05 39.61	<b>2:14.11</b> 31.06	2.56
20	4	6	QI Hui	Jan 13 1985	China	0.78	28.93	1:04.35 35.42	1:42.21 37.86	<b>2:14.25</b> 32.04	2.70
21	4	2	VABRE Cylia	Mar 01 1984	France	0.73	28.65	1:02.72 34.07	1:42.08 39.36	<b>2:14.34</b> 32.26	2.79
22	2	7	MARANHAO Joanna	Apr 29 1987	Brazil	0.75	29.28	1:02.95 33.67	1:43.77 40.82	<b>2:14.97</b> 31.20	3.42
23	2	1	NORDENSTAM Sara	Feb 28 1983	Norway	0.86	29.39	1:05.66 36.27	1:42.65 36.99	<b>2:15.13</b> 32.48	3.58
24	2	2	CHOI Hyera	May 20 1991	Korea	0.80	29.11	1:04.04 34.93	1:43.23 39.19	<b>2:15.26</b> 32.03	3.71
25	2	3	KLINAR Anja	Apr 03 1988	Slovenia	0.90	29.84	1:05.31 35.47	1:44.09 38.78	<b>2:15.39</b> 31.30	3.84
26	2	5	PENGELLY Jessica	Jul 01 1991	South Africa	0.69	29.44	1:03.16 33.72	1:43.08 39.92	<b>2:15.80</b> 32.72	4.25
27	3	8	PELAEZ Maria	Nov 13 1977	Spain	0.76	29.30	1:03.21 33.91	1:43.12 39.91	<b>2:15.97</b> 32.85	4.42
28	2	6	HEEMSKERK Femke	Sep 21 1987	Netherlands	0.90	28.64	1:02.70 34.06	1:44.27 41.57	<b>2:16.28</b> 32.01	4.73
29	2	8	SIOW YI Ting	Dec 11 1985	Malaysia	0.74	30.06	1:06.05 35.99	1:45.01 38.96	<b>2:17.11</b> 32.10	5.56
30	4	7	SCHILLER Katharina	Jun 22 1984	Germany	0.82	28.82	1:04.31 35.49	1:44.15 39.84	<b>2:18.00</b> 33.85	6.45
31	1	6	DZERKAL Ganna	Aug 18 1987	Ukraine	0.85	28.95	1:04.69 35.74	1:45.14 40.45	<b>2:18.25</b> 33.11	6.70
32	1	2	STEWART Erika	Aug 02 1990	Colombia	0.71	31.02	1:05.21 34.19	1:46.54 41.33	<b>2:18.54</b> 32.00	6.99
33	1	3	TSAI Hiu Wai Sherry	Sep 04 1983	Hong Kong, China	0.73	29.89	1:04.85 34.96	1:46.75 41.90	<b>2:18.91</b> 32.16	7.36
34	5	8	SCHOBER Sonia	Jul 09 1985	Germany	0.80	29.54	1:07.02 37.48	1:46.98 39.96	<b>2:20.18</b> 33.20	8.63
35	1	4	HARALDSDOTTIR Erla Dagg	Apr 19 1988	Iceland	0.86	29.36	1:06.69 37.33	1:47.24 40.55	<b>2:20.53</b> 33.29	8.98
36	1	7	LIN Man-Hsu	Mar 03 1989	Chinese Taipei	0.74	30.75	1:07.08 36.33	1:50.00 42.92	<b>2:23.29</b> 33.29	11.74
37	2	4	BARDACH Georgina	Aug 18 1983	Argentina	0.83	31.00	1:08.71 37.71	1:50.69 41.98	<b>2:25.74</b> 35.05	14.19
38	1	1	MARITA Fibriani Ratna	Feb 24 1994	Indonesia	0.92	32.75	1:09.46 36.71	1:54.24 44.78	<b>2:28.18</b> 33.94	16.63
	1	5	MATHLOUTHI Maroua	Aug 22 1988	Tunisia					<b>DNS</b>	

Legend

WR - World Record	=WR - Equal World Record	OR - Olympic Record	=OR - Equal Olympic Record
AF - African Record	=AF - Equal African Record	AM - Americas Record	=AM - Equal Americas Record
AS - Asian Record	=AS - Equal Asian Record	ER - European Record	=ER - Equal European Record
OC - Oceania Record	=OC - Equal Oceania Record	R.T. - Reaction Time	DSQ - Disqualified
DNF - Did not Finish	DNS - Did not Start		



The Official Website of the Beijing 2008 Olympic Games August 8-24, 2008

中文 Français

HOME

COMPETITION INFORMATION

Schedules & Results Medals Athletes & Teams Background Records

Schedules & Results > Swimming > Women's 200m Individual Medley Smfinals



Results Summary  
Women's 200m Individual Medley Smfinals

National Aquatics Center / Tue Aug 12 2008 / Start Time: 11:26

News Photos Videos

Medals Reports

Record	Splits		Name	NOC	Location	Date
WR 2:08.92	28.03	1:00.56	1:39.24	RICE Stephanie	AUS	Sydney (AUS) Mar 25 2008
OR 2:10.68	28.70	1:01.78	1:40.05	KLOCHKOVA Yana	UKR	Sydney (AUS) Sep 19 2000

Event No: 15

Rank	Heat	Lane	Name	Date of Birth	NOC	R.T.	50m	100m	150m	Time	Time Behind	OR
1	1	6	<u>COVENTRY Kirsty</u>	Sep 19 1983	Zimbabwe	0.72	29.17	1:01.25 32.08	1:39.29 38.04	<b>2:09.53</b> 30.24		OR
2	1	3	<u>RICE Stephanie</u>	Jun 17 1988	Australia	0.98	28.04	1:00.94 32.90	1:39.79 38.85	<b>2:10.58</b> 30.79	1.05	
3	1	4	<u>HOFF Katie</u>	Jun 03 1989	United States	0.77	28.52	1:01.53 33.01	1:40.40 38.87	<b>2:10.90</b> 30.50	1.37	
4	2	5	<u>COUGHLIN Natalie</u>	Aug 23 1982	United States	0.68	27.56	1:01.24 33.68	1:40.28 39.04	<b>2:11.84</b> 31.56	2.31	
5	2	4	<u>COUTTS Alicia</u>	Sep 14 1987	Australia	0.79	28.70	1:02.16 33.46	1:40.28 38.12	<b>2:12.03</b> 31.75	2.50	
5	2	1	<u>WILKINSON Julia</u>	Jun 12 1987	Canada	0.81	29.14	1:02.42 33.28	1:41.39 38.97	<b>2:12.03</b> 30.64	2.50	
7	1	2	<u>BARANOWSKA Katarzyna</u>	Sep 13 1987	Poland	0.78	28.40	1:02.24 33.84	1:40.88 38.64	<b>2:12.13</b> 31.25	2.60	
8	2	7	<u>VERRASZTO Evelin</u>	Jul 17 1989	Hungary	0.82	28.95	1:01.75 32.80	1:41.86 40.11	<b>2:12.18</b> 30.32	2.65	
8	2	2	<u>KITAGAWA Asami</u>	Oct 03 1987	Japan	0.75	28.82	1:03.77 34.95	1:41.22 37.45	<b>2:12.18</b> 30.96	2.65	
10	2	3	<u>HJORTH-HANSEN Julie</u>	Jun 10 1984	Denmark	0.84	28.44	1:02.54 34.10	1:40.88 38.34	<b>2:12.26</b> 31.38	2.73	
11	1	5	<u>MILEY Hannah</u>	Aug 08 1989	Great Britain	0.73	29.56	1:02.77 33.21	1:41.23 38.46	<b>2:12.35</b> 31.12	2.82	
12	2	6	<u>MUFFAT Camille</u>	Oct 28 1989	France	0.81	28.62	1:02.30 33.68	1:40.94 38.64	<b>2:12.36</b> 31.42	2.83	
13	1	8	<u>KARPEEVA Svetlana</u>	Oct 16 1985	Russian Fed.	0.80	28.94	1:03.54 34.60	1:41.90 38.36	<b>2:13.26</b> 31.36	3.73	
14	1	1	<u>BELMONTE Mireia</u>	Nov 10 1990	Spain	0.88	29.26	1:04.02 34.76	1:41.95 37.93	<b>2:13.45</b> 31.50	3.92	
15	1	7	<u>LI Jiaxing</u>	Mar 19 1990	China	0.75	28.97	1:03.14 34.17	1:43.09 39.95	<b>2:13.47</b> 30.38	3.94	
16	2	8	<u>PAYNE Keri-Anne</u>	Dec 09 1987	Great Britain	0.70	29.21	1:02.86 33.65	1:42.80 39.94	<b>2:14.14</b> 31.34	4.61	

Legend

WR - World Record      =WR - Equal World Record      OR - Olympic Record      =OR - Equal Olympic Record  
AF - African Record      =AF - Equal African Record      AM - Americas Record      =AM - Equal Americas Record



COMPETITION INFORMATION

- Schedules & Results
- Medals
- Athletes & Teams
- Background
- Records

Schedules & Results > Swimming > Women's 200m Individual Medley Final

News Photos Videos



## Results Women's 200m Individual Medley Final

National Aquatics Center / Wed Aug 13 2008 / Start Time: 11:12

Medals Reports

Record	Splits	Name	NOC	Location	Date
WR 2:08.92	28.03 1:00.56 1:39.24	RICE Stephanie	AUS	Sydney (AUS)	Mar 25 2008
OR 2:09.53	29.17 1:01.25 1:39.29	COVENTRY Kirsty	ZIM	Beijing (CHN)	Aug 12 2008

Event No: 15

Rank	Lane	Name	NOC	R.T.	50m	100m	150m	Time	Time Behind
1	5	RICE Stephanie	AUS	0.85	(2) 27.84	(2) 1:00.68	(2) 1:38.36	<b>2:08.45</b> 30.09	WR
2	4	COVENTRY Kirsty	ZIM	0.73	(5) 28.47	(1) 1:00.16	(1) 1:38.27	<b>2:08.59</b> 30.32	0.14 AF
3	6	COUGHLIN Natalie	USA	0.68	(1) 27.29	(4) 1:01.08	(3) 1:39.67	<b>2:10.34</b> 30.67	1.89
4	3	HOFF Katie	USA	0.78	(3) 28.30	(3) 1:00.95	(4) 1:39.85	<b>2:10.68</b> 30.83	2.23
5	2	COULTIS Alicia	AUS	0.81	(6) 28.58	(5) 1:02.07	(5) 1:40.06	<b>2:11.43</b> 31.37	2.98
6	8	KITAGAWA Asami	JPN	0.75	(4) 28.42	(8) 1:03.18	(6) 1:40.23	<b>2:11.56</b> 31.33	3.11
7	7	WILKINSON Julia	CAN	0.76	(8) 29.42	(6) 1:02.52	(7) 1:41.73	<b>2:12.43</b> 30.70	3.98
8	1	BARANOWSKA Katarzyna	POL	0.77	(7) 28.86	(7) 1:02.98	(8) 1:42.00	<b>2:13.36</b> 31.36	4.91

Legend

- OR - Olympic Record
- R.T. - Reaction Time
- DNS - Did not Start
- AM - Americas Record
- ER - European Record
- =OR - Equal Olympic Record
- O - Olympic record at intermediate distance
- DSQ - Disqualified
- =AM - Equal Americas Record
- =ER - Equal European Record
- WR - World Record
- W - World record at intermediate distance
- AF - African Record
- AS - Asian Record
- OC - Oceania Record
- =WR - Equal World Record
- DNF - Did not Finish
- =AF - Equal African Record
- =AS - Equal Asian Record
- =OC - Equal Oceania Record



COMPETITION INFORMATION

- Schedules & Results
- Medals
- Athletes & Teams
- Background
- Records

Schedules & Results > Swimming > Women's 400m Individual Medley - Heats



Swimming

## Results Summary Women's 400m Individual Medley - Heats

National Aquatics Center / Sat Aug 9 2008 / Start Time: 19:48

[News](#) [Photos](#) [Videos](#)












[Medals](#) [Reports](#)

Record	Splits	Name	NOC	Location	Date
WR 4:31.12	1:03.69 2:13.33 3:28.65	HOFF Katie	USA	Omaha, NE (USA)	Jun 29 2008
OR 4:33.59	1:01.62 2:11.30 3:30.63	KLOCHKOVA Yana	UKR	Sydney (AUS)	Sep 16 2000












Event No: 4

Rank	Heat	Lane	Name	Date of Birth	NOC	R.T.	Time	Time Behind
1	3	4	<b>BEISEL, Elizabeth</b>	Aug 18 1992	United States	0.70	4:34.55	
	50m	30.22	100m 1:03.89 33.67	150m 1:38.51 34.62	200m 2:12.04 33.53	250m 2:51.66 39.62	300m 3:31.41 39.75	31.28
	350m	4:03.27 31.86						
2	5	4	<b>HOFF Katie</b>	Jun 03 1989	United States	0.77	4:34.63	0.08
	50m	29.93	100m 1:03.39 33.46	150m 1:39.66 36.27	200m 2:14.61 34.95	250m 2:53.01 38.40	300m 3:31.28 38.27	
	350m	4:03.33 32.05						
3	3	5	<b>FILIPPI Alessia</b>	Jun 23 1987	Italy	0.84	4:35.11	0.56
	50m	30.47	100m 1:04.36 33.89	150m 1:38.71 34.35	200m 2:11.97 33.26	250m 2:51.78 39.81	300m 3:31.79 40.01	
	350m	4:04.16 32.37						
3	4	4	<b>RICE Stephanie</b>	Jun 17 1988	Australia	0.92	4:35.11	0.56
	50m	29.14	100m 1:02.23 33.09	150m 1:37.55 35.32	200m 2:11.90 34.35	250m 2:51.05 39.15	300m 3:30.51 39.46	
	350m	4:03.04 32.53						
5	3	3	<b>MARTYNOVA Yana</b>	Feb 03 1988	Russian Fed.	1.00	4:36.25	1.70
	50m	29.82	100m 1:03.32 33.50	150m 1:39.26 35.94	200m 2:13.68 34.42	250m 2:52.42 38.74	300m 3:32.18 39.76	
	350m	4:04.95 32.77						
6	4	3	<b>LI Xuanxu</b>	Feb 05 1994	China	0.81	4:36.35	1.80
	50m	29.95	100m 1:03.39 33.44	150m 1:39.11 35.72	200m 2:13.83 34.72	250m 2:53.81 39.98	300m 3:34.54 40.73	
	350m	4:06.40 31.86						
							29.95	



7	4	5	<b>COVENTRY Kirsty</b>	Sep 19 1983	 Zimbabwe	0.76	<b>4:36.43</b>	1.88
	50m	29.88	100m 1:03.67 33.79	150m 1:37.68 34.01	200m 2:11.40 33.72	250m 2:52.21 40.81	300m 3:32.47 40.26	
	350m	4:04.96 32.49						31.47
8	5	5	<b>MILEY Hannah</b>	Aug 08 1989	 Great Britain	0.75	<b>4:36.56</b>	2.01
	50m	30.32	100m 1:04.01 33.69	150m 1:39.14 35.13	200m 2:13.72 34.58	250m 2:52.58 38.86	300m 3:32.54 39.96	
	350m	4:05.03 32.49						31.53
9	4	7	<b>BARANOWSKA Katarzyna</b>	Sep 13 1987	 Poland	0.79	<b>4:36.95</b>	2.40
	50m	29.87	100m 1:03.93 34.06	150m 1:39.91 35.98	200m 2:15.97 36.06	250m 2:54.61 38.64	300m 3:34.12 39.51	
	350m	4:06.10 31.98						30.85
10	4	1	<b>MEAKLIM Kathryn</b>	Jul 20 1989	 South Africa	0.82	<b>4:37.11</b>	2.56
	50m	29.47	100m 1:02.90 33.43	150m 1:39.49 36.59	200m 2:14.88 35.39	250m 2:53.67 38.79	300m 3:33.16 39.49	
	350m	4:05.51 32.35						31.60
11	3	7	<b>FUJINO Maiko</b>	May 25 1983	 Japan	0.78	<b>4:37.35</b>	2.80
	50m	30.44	100m 1:03.91 33.47	150m 1:39.92 36.01	200m 2:14.80 34.88	250m 2:54.38 39.58	300m 3:34.49 40.11	
	350m	4:06.26 31.77						31.09
12	5	3	<b>HOSSZU Katinka</b>	May 03 1989	 Hungary	1.02	<b>4:37.55</b>	3.00
	50m	30.10	100m 1:03.72 33.62	150m 1:39.76 36.04	200m 2:14.77 35.01	250m 2:54.38 39.61	300m 3:34.81 40.43	
	350m	4:07.06 32.25						30.49
13	5	2	<b>JAKABOS Zsuzsanna</b>	Apr 03 1989	 Hungary	0.88	<b>4:37.86</b>	3.31
	50m	29.82	100m 1:03.43 33.61	150m 1:38.07 34.64	200m 2:12.55 34.48	250m 2:53.06 40.51	300m 3:34.93 41.87	
	350m	4:07.32 32.39						30.54
14	5	7	<b>BELMONTE Mireia</b>	Nov 10 1990	 Spain	0.86	<b>4:37.91</b>	3.36
	50m	29.92	100m 1:03.30 33.38	150m 1:39.50 36.20	200m 2:14.37 34.87	250m 2:53.73 39.36	300m 3:33.88 40.15	
	350m	4:06.47 32.59						31.44
15	3	6	<b>PAYNE Keri-Anne</b>	Dec 09 1987	 Great Britain	0.69	<b>4:38.69</b>	4.14
	50m	30.19	100m 1:04.16 33.97	150m 1:38.66 34.50	200m 2:12.45 33.79	250m 2:52.79 40.34	300m 3:34.00 41.21	
	350m	4:06.63 32.63						32.06
16	5	8	<b>KLINAR Anja</b>	Apr 03 1988	 Slovenia	0.88	<b>4:38.90</b>	4.35
	50m	30.49	100m 1:03.99 33.50	150m 1:40.88 36.89	200m 2:17.62 36.74	250m 2:56.40 38.78	300m 3:36.22 39.82	
	350m	4:08.31 32.09						30.59
17	2	3	<b>MARANHAO Joanna</b>	Apr 29 1987	 Brazil	0.73	<b>4:40.18</b>	5.63
	50m	30.01	100m 1:03.12	150m 1:38.91	200m 2:13.94	250m 2:55.37	300m 3:36.73	

			33.11	35.79	35.03	41.43	41.36			
			350m 4:08.90							
			32.17							
18	2	7	<b>NORDENSTAM Sara</b>						31.28	
			50m 30.07	100m 1:04.37	150m 1:42.51	200m 2:18.73	250m 2:55.97	300m 3:33.94	0.84	4:40.28
				34.30	38.14	36.22	37.24	37.97		5.73
			350m 4:08.14							
			34.20							
19	4	6	<b>MUFFAT Camille</b>							32.14
			50m 29.69	100m 1:02.95	150m 1:39.46	200m 2:15.41	250m 2:55.10	300m 3:35.49	0.85	4:40.29
				33.26	36.51	35.95	39.69	40.39		5.74
			350m 4:08.24							
			32.75							
20	3	8	<b>HUNKS Tanya</b>							32.05
			50m 30.63	100m 1:03.99	150m 1:40.24	200m 2:15.04	250m 2:55.20	300m 3:36.35	0.81	4:40.63
				33.36	36.25	34.80	40.16	41.15		6.08
			350m 4:09.15							
			32.80							
21	5	1	<b>PENGELLY Jessica</b>							31.48
			50m 29.20	100m 1:04.06	150m 1:39.39	200m 2:13.78	250m 2:53.53	300m 3:33.91	0.70	4:41.04
				34.86	35.33	34.39	39.75	40.38		6.49
			350m 4:08.09							
			34.18							
22	3	1	<b>HAMILL Samantha</b>							32.95
			50m 29.65	100m 1:02.79	150m 1:38.30	200m 2:13.44	250m 2:53.92	300m 3:35.77	0.75	4:41.89
				33.14	35.51	35.14	40.48	41.85		7.34
			350m 4:09.10							
			33.33							
23	5	6	<b>ANDRACA Joanne</b>							32.79
			50m 29.85	100m 1:03.74	150m 1:40.05	200m 2:15.39	250m 2:56.65	300m 3:38.02	0.83	4:43.88
				33.89	36.31	35.34	41.26	41.37		9.33
			350m 4:11.67							
			33.65							
24	3	2	<b>NORFOLK Helen</b>							32.21
			50m 29.86	100m 1:03.28	150m 1:39.34	200m 2:14.47	250m 2:55.60	300m 3:37.95	0.85	4:44.22
				33.42	36.06	35.13	41.13	42.35		9.67
			350m 4:10.79							
			32.84							
25	2	5	<b>LIU Jing</b>							33.43
			50m 29.76	100m 1:03.80	150m 1:40.00	200m 2:14.98	250m 2:56.71	300m 3:38.74	0.80	4:44.96
				34.04	36.20	34.98	41.73	42.03		10.41
			350m 4:12.27							
			33.53							
26	2	1	<b>STEINEGGER Joerdis</b>							32.69
			50m 29.73	100m 1:03.83	150m 1:39.80	200m 2:15.13	250m 2:57.48	300m 3:40.07	0.89	4:45.15
				34.10	35.97	35.33	42.35	42.59		10.60
			350m 4:13.07							
			33.00							
27	4	2	<b>HARUGUCHI Saori</b>							32.08
			50m 29.22	100m 1:01.79	150m 1:37.34	200m 2:12.45	250m 2:54.83	300m 3:38.63	0.77	4:45.22
				32.57	35.55	35.11	42.38	43.80		10.67
			350m 4:11.99							

		33.36											33.23	
28	1	3	<b>NAM Yoosun</b>	Jul 23 1985	 Korea	0.88	<b>4:46.74</b>	12.19						
		50m 30.82	100m 1:05.27 34.45	150m 1:42.53 37.26	200m 2:19.24 36.71	250m 2:59.20 39.96	300m 3:39.76 40.56							
		350m 4:13.68 33.92											33.06	
29	4	8	<b>KOMARNYCKY Alexa</b>	Oct 05 1989	 Canada	0.80	<b>4:46.98</b>	12.43						
		50m 30.74	100m 1:04.95 34.21	150m 1:42.64 37.69	200m 2:18.71 36.07	250m 2:59.66 40.95	300m 3:41.60 41.94							
		350m 4:14.96 33.36											32.02	
30	2	8	<b>ESCOBAR Susana</b>	Dec 13 1987	 Mexico	0.77	<b>4:47.32</b>	12.77						
		50m 30.80	100m 1:04.66 33.86	150m 1:42.03 37.37	200m 2:18.36 36.33	250m 3:00.69 42.33	300m 3:42.80 42.11							
		350m 4:15.54 32.74											31.78	
31	2	6	<b>KARPEEVA Svetlana</b>	Oct 16 1985	 Russian Fed.	0.73	<b>4:50.22</b>	15.67						
		50m 29.46	100m 1:03.92 34.46	150m 1:41.29 37.37	200m 2:18.32 37.03	250m 2:58.38 40.06	300m 3:39.92 41.54							
		350m 4:15.43 35.51											34.79	
32	1	6	<b>QUAH Ting Wen</b>	Aug 18 1992	 Singapore	0.62	<b>4:51.25</b>	16.70						
		50m 29.41	100m 1:03.73 34.32	150m 1:40.79 37.06	200m 2:16.82 36.03	250m 3:02.51 45.69	300m 3:47.22 44.71							
		350m 4:19.72 32.50											31.53	
33	2	2	<b>SCHILLER Katharina</b>	Jun 22 1984	 Germany	0.83	<b>4:51.52</b>	16.97						
		50m 29.81	100m 1:03.46 33.65	150m 1:40.52 37.06	200m 2:17.84 37.32	250m 3:00.47 42.63	300m 3:43.04 42.57							
		350m 4:16.90 33.86											34.62	
34	1	4	<b>LEW Yih Wey</b>	Jun 27 1991	 Malaysia	0.90	<b>4:55.83</b>	21.28						
		50m 30.80	100m 1:05.90 35.10	150m 1:44.03 38.13	200m 2:20.52 36.49	250m 3:02.74 42.22	300m 3:46.07 43.33							
		350m 4:21.88 35.81											33.95	
35	1	5	<b>POLD Anna-Liisa</b>	Aug 24 1990	 Estonia	0.75	<b>4:58.21</b>	23.66						
		50m 29.98	100m 1:04.86 34.88	150m 1:43.35 38.49	200m 2:20.28 36.93	250m 3:04.12 43.84	300m 3:48.64 44.52							
		350m 4:24.12 35.48											34.09	
36	2	4	<b>BARDACH Georgina</b>	Aug 18 1983	 Argentina	0.83	<b>5:00.87</b>	26.32						
		50m 30.87	100m 1:06.17 35.30	150m 1:44.97 38.80	200m 2:22.97 38.00	250m 3:06.06 43.09	300m 3:50.07 44.01							
		350m 4:25.99 35.92											34.88	
37	1	7	<b>THAVEESUPSOONTHORN Nimitta</b>	Oct 17 1989	 Thailand	0.77	<b>5:02.18</b>	27.63						
		50m 32.01	100m 1:07.63 35.62	150m 1:46.99 39.36	200m 2:24.99 38.00	250m 3:08.97 43.98	300m 3:53.22 44.25							
		350m 4:28.15 34.93											34.03	
	1	2	<b>MATHLOUTHI Maroua</b>	Aug 22 1988	 Tunisia		DNS							



The Official Website of the Beijing 2008 Olympic Games August 6-24, 2008

中文 Français

HOME

COMPETITION INFORMATION

Schedules & Results Medals Athletes & Teams Background Records

Schedules & Results > Swimming > Women's 400m Individual Medley Final



**Results**  
**Women's 400m Individual Medley Final**

News Photos Videos

Swimming







National Aquatics Center / Sun Aug 10 2008 / Start Time: 10:42

Medals Reports

Record	Splits	Name	NOC	Location	Date
WR 4:31.12	1:03.69 2:13.33 3:28.65	HOFF Katie	USA	Omaha, NE (USA)	Jun 29 2008
OR 4:33.59	1:01.62 2:11.30 3:30.63	KLOCHKOVA Yana	UKR	Sydney (AUS)	Sep 16 2000

Event No: 4

Rank	Lane	Name	NOC	R.T.	Time	Time Behind
	6	<b>RICE Stephanie</b>	AUS	0.90	4:29.45	WR
50m (1) 28.66	100m (1) 1:01.47	150m (1) 1:36.17	200m (2) 2:09.83	250m (1) 2:48.12	300m (1) 3:27.25	
	32.81	34.70	33.66	38.29	39.13	
350m (1) 3:58.92					30.53	
31.67						
	1	<b>COVENTRY Kirsty</b>	ZIM	0.74	4:29.89	0.44 AF
50m (2) 29.50	100m (2) 1:02.75	150m (2) 1:36.32	200m (1) 2:09.50	250m (2) 2:48.24	300m (2) 3:28.46	
	33.25	33.57	33.18	38.74	40.22	
350m (2) 3:59.79					30.10	
31.33						
	5	<b>HOFF Katie</b>	USA	0.77	4:31.71	2.26
50m (3) 29.59	100m (3) 1:02.80	150m (3) 1:38.28	200m (5) 2:12.61	250m (3) 2:51.19	300m (3) 3:29.41	
	33.21	35.48	34.33	38.58	38.22	
350m (3) 4:00.78					30.93	
31.37						
	4	<b>BEISEL Elizabeth</b>	USA	0.70	4:34.24	4.79
50m (4) 29.76	100m (4) 1:03.54	150m (4) 1:38.34	200m (3) 2:12.11	250m (4) 2:51.78	300m (4) 3:31.67	
	33.78	34.80	33.77	39.67	39.89	
350m (4) 4:03.44					30.80	
31.77						
	3	<b>FILIPPI Alessia</b>	ITA	0.90	4:34.34	4.89
50m (8) 30.99	100m (8) 1:04.88	150m (5) 1:39.01	200m (4) 2:12.32	250m (5) 2:52.62	300m (5) 3:33.45	
	33.89	34.13	33.31	40.30	40.83	
350m (5) 4:04.70					29.64	

31.25		8	<b>MILEY Hannah</b>	 GBR	0.73	4:39.44	9.99				
50m (7)	30.56	100m (7)	1:04.52	150m (7)	1:40.29	200m (8)	2:15.28	250m (7)	2:55.01	300m (6)	3:35.40
			33.96		35.77		34.99		39.73		40.39
350m (6)	4:07.99										31.45
32.59		2	<b>MARTYNOVA Yana</b>	 RUS	0.87	4:40.04	10.59				
50m (5)	30.04	100m (5)	1:03.96	150m (8)	1:40.38	200m (6)	2:15.16	250m (6)	2:54.61	300m (7)	3:35.63
			33.92		36.42		34.78		39.45		41.02
350m (7)	4:08.40										31.64
32.77		7	<b>LI Xuanxu</b>	 CHN	0.80	4:42.13	12.68				
50m (6)	30.29	100m (6)	1:04.19	150m (6)	1:39.93	200m (7)	2:15.19	250m (8)	2:56.04	300m (8)	3:37.66
			33.90		35.74		35.26		40.85		41.62
350m (8)	4:10.31										31.82

**Legend**

OR - Olympic Record	=OR - Equal Olympic Record	WR - World Record	=WR - Equal World Record
R.T. - Reaction Time	O - Olympic record at Intermediate distance	W - World record at Intermediate distance	DNF - Did not Finish
DNS - Did not Start	DSQ - Disqualified	AF - African Record	=AF - Equal African Record
AM - Americas Record	=AM - Equal Americas Record	AS - Asian Record	=AS - Equal Asian Record
ER - European Record	=ER - Equal European Record	OC - Oceania Record	=OC - Equal Oceania Record

**Latest News**

- Natalie du Toit -- When taking part is more important than winning [2008-08-21]
- Men's Marathon 10km: Maarten van der Weijden surprises favorites [2008-08-21]
- Photos: Dutch swimmer wins Men's 10km Marathon Swimming gold [2008-08-21]
- Swimming Day 11 Preview: Men's Marathon 10km Dyatchin and Lurz to battle [2008-08-20]
- Women's Marathon 10km: Ilchenko wins gold in final flurry [2008-08-20]
- Photos: Ilchenko takes gold in Women's 10km Marathon Swimming [2008-08-20]
- Natalie du Toit ready to make Olympic history [2008-08-19]

**Photos**



Photos: Dutch swimmer wins Men's 10km Marathon Swimming gold



Photos: Ilchenko takes gold in Women's 10km Marathon Swimming



Swimming Review: Phelps takes greatest Olympic gold medal swag ever

[More>>](#)



Set as Homepage | Sailing 2008 | Equestrian 2008 | Preliminary site | BODICO | Site Map | Contact | FAQ | RSS | IPv6  
Copyright The Beijing Organizing Committee for the Games of the XXIX Olympiad



The Official Website of the Beijing 2008 Olympic Games August 8-24, 2008

HOME

COMPETITION INFORMATION

- Schedules & Results
- Medals
- Athletes & Teams
- Background
- Records

Schedules & Results > Swimming > Women's 4 x 100m Freestyle Relay - Heats



Swimming

## Results Summary Women's 4 x 100m Freestyle Relay - Heats

National Aquatics Center / Sat Aug 9 2008 / Start Time: 20:50









News Photos Videos




Medals Reports

	Record	Splits			NOC	Location	Date	
WR	3:33.62	53.77	1:47.36	2:41.00	3:33.62	NED - Netherlands	Eindhoven (NED)	Mar 18 2008
OR	3:35.94	54.75	1:48.32	2:42.99	3:35.94	AUS - Australia	Athens (GRE)	Aug 14 2004

Event No: 6

Rank	Heat	Lane	NOC	Name	R.T.	50m	100m	Time	Time Behind
1	1	3	CHN - China	ZHU Yingwen	0.84	26.56	54.53	54.53	AS
				TANG Yi	0.32	25.98	54.29	1:48.82	
				XU Yanwei	0.25	26.46	55.13	2:43.95	
				PANG Jiyang	0.30	25.41	52.83	3:36.78	
2	1	5	GER - Germany	FREITAG Melke	0.79	26.32	54.53	54.53	0.74
				BUSCHSCHULTE Antje	0.22	25.92	54.29	1:48.82	
				GOTZ Daniela	0.15	25.59	54.54	2:43.36	
				STEFFEN Britta	0.47	25.98	54.16	3:37.52	
3	2	5	USA - United States	JOYCE Kara Lynn	0.74	26.22	54.13	54.13	0.75
				SMIT Julia	0.20	26.18	54.73	1:48.86	
				SILVER Emily	0.33	26.26	54.81	2:43.67	
				NYMEYER Lacey	0.28	26.02	53.86	3:37.53	
4	2	4	NED - Netherlands	KROMOWIDJOJO Ranomi	0.82	26.08	54.41	54.41	0.83
				SCHREUDER Hinkelien	0.47	25.83	55.31	1:49.72	
				HEEMSKERK Femke	0.27	25.51	53.58	2:43.30	
				van ROOIJEN Manon	0.33	25.86	54.31	3:37.61	
5	2	6	FRA - France	COUDERC Celine	0.79	25.86	53.97	53.97	0.98
				SHICHERBA-LORGERIL Marina	0.25	26.42	54.95	1:48.92	

				ETIENNE Ophelie-Cyrielle	0.29	26.42	54.72	2:43.64	
				POPCHANKA Alena	0.41	26.07	54.12	3:37.76	
6	1	4	 AUS - Australia					3:37.81	1.03
				CAMPBELL Cate	0.85	26.51	54.65	54.65	
				MILLS Alice	0.34	25.87	54.55	1:49.20	
				SCHLANGER Melanie	0.12	26.53	54.69	2:43.89	
				REESE Shayne	0.44	25.69	53.92	3:37.81	
7	2	2	 CAN - Canada					3:38.82	2.04
				WILKINSON Julia	0.79	26.67	54.48	54.48	
				MORNINGSTAR Erica	0.28	25.63	54.38	1:48.86	
				SAUMUR Genevieve	0.44	26.32	55.11	2:43.97	
				LACROIX Audrey	0.19	25.95	54.85	3:38.82	
8	1	6	 GBR - Great Britain					3:39.18	2.40
				HALSALL Francesca	0.74	26.39	54.36	54.36	
				McCLATCHEY Caitlin	0.28	26.36	54.42	1:48.78	
				BECKETT Julia	0.31	26.45	55.64	2:44.42	
				MARSHALL Melanie	0.25	26.22	54.76	3:39.18	
9	1	1	 JPN - Japan					3:39.25	2.47
				UEDA Haruka	0.84	26.88	55.13	55.13	
				YAMAGUCHI Misaki	0.09	25.97	54.14	1:49.27	
				KITAGAWA Asami	0.25	26.10	54.47	2:43.74	
				MITA Maki	0.29	26.66	55.51	3:39.25	
10	1	8	 ITA - Italy					3:40.42	3.64
				FERRAIOLI Erika	0.78	26.89	56.10	56.10	
				PELLEGRINI Federica	0.29	25.86	53.42	1:49.52	
				SIMONETTO Maria Laura	0.13	26.49	55.97	2:45.49	
				CHIUSO Cristina	0.02	25.67	54.93	3:40.42	
11	2	3	 SWE - Sweden					3:40.52	3.74
				MARKO-VARGA Ida	0.85	26.69	55.04	55.04	
				ALSHAMMAR Therese	0.23	25.37	54.80	1:49.84	
				KAMMERLING Anna-Karin	0.33	25.72	55.06	2:44.90	
				HEDENSKOG Claire	0.35	25.94	55.62	3:40.52	
12	1	2	 RUS - Russian Fed.					3:42.52	5.74
				AKSENOVA Anastasia	0.84	27.15	56.57	56.57	
				SOKOLOVA Elena	0.20	26.38	55.20	1:51.77	
				BELYAKINA Daria	0.16	26.26	55.23	2:47.00	
				KARPEVA Svetlana	0.17	26.36	55.52	3:42.52	
13	1	7	 BRA - Brazil					3:42.85	6.07
				BARBOSA Tatiana	0.80	26.78	55.08	55.08	
				CAZZIOLATO Flavia	0.36	26.40	56.13	1:51.21	
				LENHARDT Michelle	0.20	26.54	55.90	2:47.11	

				↑ FERREIRA Monique	0.01	26.36	55.74	3:42.85	
14	2	1		UKR - Ukraine				3:44.72	7.94
				STEPANYUK Darya	0.82	27.05	55.79	55.79	
				DIKIDZHI Kateryna	0.42	26.43	55.44	1:51.23	
				DZERKAL Ganna	0.52	26.95	56.95	2:48.18	
				KHUDYAKOVA Nataliya	0.10	26.71	56.54	3:44.72	
15	2	7		RSA - South Africa				3:51.14	14.36
				CORFFE Melissa	0.70	26.85	55.93	55.93	
				TROTT Wendy	0.32	27.80	57.83	1:53.76	
				LOOTS Mandy	0.34	27.47	58.31	2:52.07	
				MEAKLIM Kathryn	0.39	28.14	59.07	3:51.14	
	2	8		BLR - Belarus				DNS	

**Legend**

WR - World Record	=WR - Equal World Record	OR - Olympic Record	=OR - Equal Olympic Record
AF - African Record	=AF - Equal African Record	AM - Americas Record	=AM - Equal Americas Record
AS - Asian Record	=AS - Equal Asian Record	ER - European Record	=ER - Equal European Record
OC - Oceania Record	=OC - Equal Oceania Record	R.T. - Reaction Time	DSQ - Disqualified
DNF - Did not Finish	DNS - Did not Start		

Latest News

- Natalie du Toit -- When taking part is more important than winning [2008-08-21]
- Men's Marathon 10km: Maarten van der Weijden surprises favorites [2008-08-21]
- Photos: Dutch swimmer wins Men's 10km Marathon Swimming gold [2008-08-21]
- Swimming Day 11 Preview: Men's Marathon 10km Dyatchin and Lurz to battle [2008-08-20]
- Women's Marathon 10km: Ilchenko wins gold in final flurry [2008-08-20]
- Photos: Ilchenko takes gold in Women's 10km Marathon Swimming [2008-08-20]
- Natalie du Toit ready to make Olympic history [2008-08-19]

Photos



Photos: Dutch swimmer wins Men's 10km Marathon Swimming gold



Photos: Ilchenko takes gold in Women's 10km Marathon Swimming



Swimming Review: Phelps takes greatest Olympic gold medal swag ever

[More >>](#)



Set as Homepage | Sailing 2008 | Equestrian 2008 | Preliminary site | BOBICO | Site Map | Contact | FAQ | RSS | Ipv6  
 Copyright The Beijing Organizing Committee for the Games of the XXIX Olympiad





The Official Website of the Beijing 2008 Olympic Games August 8-24, 2008

中文 Français

HOME

COMPETITION INFORMATION

Schedules & Results Medals Athletes & Teams Background Records

Schedules & Results > Swimming > Women's 4 x 100m Freestyle Relay Final



**Results**  
**Women's 4 x 100m Freestyle Relay Final**

National Aquatics Center / Sun Aug 10 2008 / Start Time: 11:21




News Photos Videos

Medals Reports

	Record	Splits			NOC	Location	Date	
<b>WR</b>	3:33.62	53.77	1:47.38	2:41.00	3:33.62	NED - Netherlands	Eindhoven (NED)	Mar 18 2008
<b>OR</b>	3:35.94	54.75	1:48.32	2:42.99	3:35.94	AUS - Australia	Athens (GRE)	Aug 14 2004

Event No: 6

Rank	Lane	NOC	Name	R.T.	50m	100m	Time	Time Behind
1	6	NED - Netherlands					<b>3:33.76</b>	<b>OR</b>
			DĒKKER Inge	0.84	26.11	54.37	(7) 54.37	
			KROMQWIDJQIQ Ranomi	0.27	25.14	53.39	(2) 1:47.76	
			HEEMSKERK Eemke	0.37	25.35	53.42	(1) 2:41.18	
2	3	USA - United States	VELDHUIS Marleen	0.21	24.61	52.58	(1) 3:33.76	
							<b>3:34.33</b>	0.57 <b>AM</b>
			COUGHLIN Natalie	0.68	25.74	54.00	(3) 54.00	
			NYMEYER Lacey	0.25	25.77	53.91	(3) 1:47.91	
3	7	AUS - Australia	JOYCE Kara Lynn	0.27	25.76	53.98	(2) 2:41.89	
			TORRES Dara	0.15	24.99	52.44	(2) 3:34.33	
							<b>3:35.05</b>	1.29 <b>OC</b>
			CAMPBELL Cate	0.80	25.89	54.43	(8) 54.43	
4	4	CHN - China	MILLS Alice	0.19	25.66	54.43	(=7) 1:48.86	
			SCHLANGER Melanie	0.17	26.05	53.85	(3) 2:42.71	
			TRICKETT Lisbeth	0.21	25.04	52.34	(3) 3:35.05	
							<b>3:35.64</b>	1.88 <b>AS</b>
5	5	GER - Germany	ZHU Yingwen	0.79	26.15	54.12	(4) 54.12	
			TANG Yi	0.34	26.09	54.19	(5) 1:48.31	
			XU Yanwei	0.11	25.71	54.64	(4) 2:42.95	
			PANG Jiaying	0.11	25.40	52.69	(4) 3:35.64	
5	5	GER - Germany					<b>3:36.85</b>	3.09
			STEFFEN Britta	0.78	25.91	53.38	(1) 53.38	
			FREITAG Meike	0.23	26.01	54.30	(1) 1:47.68	

			QQTZ Daniela	0.28	25.74	55.34	(5) 2:43.02	
			BUSCHSCHULTE Antje	0.06	25.72	53.83	(5) 3:36.85	
6	2	 FRA - France					3:37.68	3.92
			COUDERC Celine	0.81	26.12	54.32	(5) 54.32	
			POPCHANKA Alena	0.27	26.33	54.54	(=7) 1:48.86	
			ETIENNE Ophelie-Cyrielle	0.25	26.40	54.79	(8) 2:43.65	
			METELLA Malia	0.14	25.58	54.03	(6) 3:37.68	
7	8	 GBR - Great Britain					3:38.18	4.42
			HALSALL Francesca	0.72	25.99	53.81	(2) 53.81	
			McCLATCHEY Caitlin	0.30	26.12	54.48	(4) 1:48.29	
			SYLVESTER Jessica	0.30	26.41	55.34	(7) 2:43.63	
			MARSHALL Melanie	0.07	25.89	54.55	(7) 3:38.18	
8	1	 CAN - Canada					3:38.32	4.56
			WILKINSON Julia	0.77	26.40	54.33	(6) 54.33	
			MORNINGSTAR Erica	0.19	25.55	54.35	(6) 1:48.68	
			SAUMUR Genevieve	0.27	26.11	54.68	(6) 2:43.36	
			LACROIX Audrey	0.19	25.97	54.96	(8) 3:38.32	

**Legend**

WR - World Record	=WR - Equal World Record	OR - Olympic Record	=OR - Equal Olympic Record
AF - African Record	=AF - Equal African Record	AM - Americas Record	=AM - Equal Americas Record
AS - Asian Record	=AS - Equal Asian Record	ER - European Record	=ER - Equal European Record
OC - Oceania Record	=OC - Equal Oceania Record	R.T. - Reaction Time	DSQ - Disqualified
DNF - Did not Finish	DNS - Did not Start		

**Latest News**

- Natalie du Toit -- When taking part is more important than winning [2008-08-21]
- Men's Marathon 10km: Maarten van der Weijden surprises favorites [2008-08-21]
- Photos: Dutch swimmer wins Men's 10km Marathon Swimming gold [2008-08-21]
- Swimming Day 11 Preview: Men's Marathon 10km Dyatchin and Lurz to battle [2008-08-20]
- Women's Marathon 10km: Ilchenko wins gold in final flurry [2008-08-20]
- Photos: Ilchenko takes gold in Women's 10km Marathon Swimming [2008-08-20]
- Natalie du Toit ready to make Olympic history [2008-08-19]

**Photos**



Photos: Dutch swimmer wins Men's 10km Marathon Swimming gold



Photos: Ilchenko takes gold in Women's 10km Marathon Swimming



Swimming Review: Phelps takes greatest Olympic gold medal swag ever

[More >>](#)



Set as Homepage | Sailing 2008 | Equestrian 2008 | Preliminary site | BOBICO | Site Map | Contact | FAQ | RSS | ipv6  
 Copyright The Beijing Organizing Committee for the Games of the XXIX Olympiad



The Official Website of the Beijing 2008 Olympic Games August 8-21, 2008

中文 Français

HOME

COMPETITION INFORMATION

Schedules & Results Medals Athletes & Teams Background Records

Schedules & Results > Swimming > Women's 4 x 200m Freestyle Relay - Heats

News Photos Videos



**Results Summary**  
**Women's 4 x 200m Freestyle Relay - Heats**









Swimming National Aquatics Center / Wed Aug 13 2008 / Start Time: 20:09

Medals Reports

	Record	Splits				NOC	Location	Date
WR	7:50.09	27.09	57.55	1:26.69	1:56.43	USA - United States	Melbourne (AUS)	Mar 29 2007
		2:23.16	2:52.87	3:22.87	3:53.92			
		4:21.21	4:51.60	5:22.32	5:53.11			
		6:20.20	6:49.47	7:19.22	7:50.09			
OR	7:53.42	27.93	58.49	1:28.11	1:57.74	USA - United States	Athens (GRE)	Aug 18 2004
		2:25.72	2:55.73	3:26.65	3:57.13			
		4:24.86	4:54.80	5:25.33	5:55.25			
		6:22.98	6:52.56	7:22.87	7:53.42			

Event No: 24

Rank	Heat	Lane	NOC	Name	R.T.	50m	100m	150m	200m	Time	Time Behind
1	1	4	FRA - France							7:50.37	OR
				POPCHANKA Alena	0.74	27.74	57.86	1:28.31	1:58.27	1:58.27	
				COUDERC Celine	0.36	27.58	57.47	1:28.20	1:58.92	3:57.19	
				MUFFAT Camille	-0.03	26.46	56.27	1:26.57	1:57.32	5:54.51	
				BALMY Coralie	0.16	27.23	57.03	1:27.12	1:55.86	7:50.37	
2	2	4	USA - United States							7:52.43	2.06
				BURGISLE Caroline	0.77	27.95	57.56	1:27.80	1:57.86	1:57.86	
				MARSHALL Christine	0.38	27.22	57.06	1:27.49	1:58.58	3:56.44	
				VANDENBERG Kim	0.25	27.80	58.13	1:28.42	1:58.31	5:54.75	
				SMIT Julia	0.08	27.44	57.87	1:28.12	1:57.68	7:52.43	
3	2	3	ITA - Italy							7:53.38	3.01
				SPAGNOLO Renata Fabiola	0.73	27.91	57.98	1:28.31	1:58.91	1:58.91	
				ZOCCARI Flavia	0.35	27.85	57.98	1:28.55	1:58.88	3:57.79	
				CARPANESE Alice	0.22	27.36	57.48	1:28.63	1:59.50	5:57.29	
				PELLEGRINI Federica	0.44	26.83	56.04	1:26.12	1:56.09	7:53.38	
4	1	2	CHN - China							7:53.77	3.40 AS
				YANG Yu	0.72	27.49	57.40	1:27.86	1:57.49	1:57.49	

				TAN Miao	0.34	27.92	58.63	1:29.12	1:58.84	3:56.33		
				TANG Jingzhi	0.41	27.07	57.94	1:29.27	2:00.20	5:56.53		
				ZHU Qianwei	0.31	27.52	57.48	1:27.96	1:57.24	7:53.77		
5	1	6	 SWE - Sweden							7:53.83	3.46	
				FAGUNDEZ Gabriella	0.84	28.01	58.28	1:28.50	1:58.43	1:58.43		
				MARKO-VARGA Ida	0.36	27.41	57.89	1:28.12	1:58.40	3:56.83		
				GRANLUND Petra	0.25	27.86	58.22	1:28.94	1:59.67	5:56.50		
				LILLHAGE Josefin	0.33	27.45	57.27	1:27.44	1:57.33	7:53.83		
6	2	6	 AUS - Australia							7:55.10	4.73	
				GALVEZ Felicity	0.73	27.52	57.16	1:27.82	1:58.00	1:58.00		
				BAINBRIDGE Angie	0.28	26.95	56.63	1:27.35	1:58.17	3:56.17		
				SCHLANGER Melanie	0.30	28.32	58.82	1:29.50	2:00.99	5:57.16		
				DAVENPORT Lara	0.28	27.79	57.85	1:27.85	1:57.94	7:55.10		
7	2	7	 HUN - Hungary							7:55.26	4.89	
				MUTJANA Agnes	0.66	27.39	57.05	1:27.87	1:59.42	1:59.42		
				VERRASZTO Evelin	0.34	26.48	55.78	1:26.40	1:56.92	3:56.34		
				DABA Eszter	0.37	26.57	56.72	1:28.22	2:00.45	5:56.79		
				JAKABOS Zsuzsanna	0.15	27.43	57.24	1:28.12	1:58.47	7:55.26		
8	2	2	 JPN - Japan							7:55.63	5.26	
				UEDA Haruka	0.85	27.67	57.59	1:27.87	1:58.09	1:58.09		
				YAMAGUCHI Misaki	0.01	27.13	57.24	1:27.70	1:57.93	3:56.02		
				TAKANABE Emi	0.17	28.16	58.98	1:30.58	2:01.28	5:57.30		
				MITA Maki	0.09	27.55	57.67	1:28.04	1:58.33	7:55.63		
9	2	5	 GBR - Great Britain							7:56.16	5.79	
				JACKSON Joanne	0.73	27.73	57.21	1:27.62	1:57.70	1:57.70		
				MARSHALL Melanie	0.33	27.18	57.29	1:28.01	1:58.44	3:56.14		
				MILEY Hannah	0.30	28.14	58.65	1:29.55	1:59.95	5:56.09		
				HALSALL Francesca	0.44	27.82	57.69	1:28.77	2:00.07	7:56.16		
10	1	1	 CAN - Canada							7:56.26	5.89	
				HORNER Stephanie	0.77	28.14	57.45	1:27.36	1:58.00	1:58.00		
				SAUMUR Genevieve	0.20	27.56	58.26	1:28.91	1:59.23	3:57.23		
				MORNINGSTAR Erica	0.29	26.97	57.45	1:29.00	2:00.91	5:58.14		
				WILKINSON Julia	0.34	27.65	57.59	1:28.18	1:58.12	7:56.26		
11	1	3	 NED - Netherlands							7:56.60	6.23	
				HEEMSKERK Femke	0.89	27.51	57.39	1:27.20	1:58.29	1:58.29		
				KROMQWIDJOJO Ranomi	0.21	27.12	57.61	1:28.02	1:58.29	3:56.58		
				de JONGE Saskia	0.18	26.80	57.45	1:28.72	2:00.71	5:57.29		
				van ROOIJEN Manon	0.49	27.63	57.34	1:28.12	1:59.31	7:56.60		
12	1	5	 GER - Germany							7:58.11	7.74	
				FREITAG Meike	0.78	27.67	58.02	1:28.11	1:58.09	1:58.09		
				DALLMANN Petra	0.35	27.99	58.56	1:29.74	1:59.55	3:57.64		

			SAMULSKI Daniela	0.13	27.14	57.95	1:30.04	2:01.67	5:59.31	
			LURZ Annika	0.28	27.32	57.01	1:27.68	1:58.80	7:58.11	
<b>13</b>	<b>2</b>	<b>1</b>	<b>DEN - Denmark</b>						<b>8:00.81</b>	10.44
			HJORTH-HANSEN Julie	0.79	29.17	57.97	1:28.46	1:59.16	1:59.16	
			JENSEN Micha Kathrine Oestergaar	0.18	27.79	58.63	1:30.27	2:01.67	4:00.83	
			JANSEN Louise Mai	0.23	27.88	58.51	1:29.60	2:00.31	6:01.14	
			ERIS Lotte	0.26	27.47	57.91	1:29.12	1:59.67	8:00.81	
<b>14</b>	<b>1</b>	<b>7</b>	<b>ESP - Spain</b>						<b>8:00.90</b>	10.53
			COSTA Melania Felicitas	0.65	28.47	59.05	1:30.21	2:00.92	2:00.92	
			FUSTER Maria	0.28	27.76	58.20	1:29.23	2:00.00	4:00.92	
			FELIZ Noemi	0.16	27.48	57.82	1:29.00	1:59.77	6:00.69	
			RAMOS Arantxa	0.00	28.70	59.01	1:29.94	2:00.21	8:00.90	
<b>15</b>	<b>1</b>	<b>8</b>	<b>POL - Poland</b>						<b>8:07.40</b>	17.03
			BARZYCKA Paulina	0.89	28.62	59.18	1:29.94	2:00.99	2:00.99	
			WILK Katarzyna	0.26	27.78	58.84	1:30.61	2:02.78	4:03.77	
			SZCZEPANIAK Karolina Paulina	0.26	28.59	59.98	1:31.06	2:01.94	6:05.71	
			BARANOWSKA Katarzyna	0.40	28.08	58.73	1:30.31	2:01.69	8:07.40	
<b>2</b>	<b>8</b>		<b>NZL - New Zealand</b>						<b>DSQ</b>	
			NORFOLK Helen	0.79	27.88	57.29	1:28.18	2:00.24	2:00.24	
			BOYLE Lauren	0.26	27.67	57.49	1:27.86	1:58.01	3:58.25	
			PALMER Hayley	0.45	27.59	57.70	1:28.16	1:59.92	5:58.17	
			HIND Natasha	-0.04						

Legend

WR - World Record	=WR - Equal World Record	OR - Olympic Record	=OR - Equal Olympic Record
AF - African Record	=AF - Equal African Record	AM - Americas Record	=AM - Equal Americas Record
AS - Asian Record	=AS - Equal Asian Record	ER - European Record	=ER - Equal European Record
OC - Oceania Record	=OC - Equal Oceania Record	R.T. - Reaction Time	DSQ - Disqualified
DNF - Did not Finish	DNS - Did not Start		

Latest News

- Natalie du Toit -- When taking part is more important than winning [2008-08-21]
- Men's Marathon 10km: Maarten van der Weijden surprises favorites [2008-08-21]
- Photos: Dutch swimmer wins Men's 10km Marathon Swimming gold [2008-08-21]
- Swimming Day 11 Preview: Men's Marathon 10km Dyatchin and Lurz to battle [2008-08-20]
- Women's Marathon 10km: Ilchenko wins gold in final flurry [2008-08-20]
- Photos: Ilchenko takes gold in Women's 10km Marathon Swimming [2008-08-20]
- Natalie du Toit ready to make Olympic history [2008-08-19]

Photos



Photos: Dutch swimmer wins Men's 10km Marathon Swimming gold



Photos: Ilchenko takes gold in Women's 10km Marathon Swimming



Swimming Review: Phelps takes greatest Olympic gold medal swag ever

More>>



Set as Homepage | Sailing 2008 | Equestrian 2008 | Preliminary site | BOBICO | Site Map | Contact | FAQ | RSS | IPv6  
Copyright The Beijing Organizing Committee for the Games of the XXIX Olympiad



The Official Website of the Beijing 2008 Olympic Games August 8-24, 2008

Beijing 2008

HOME

COMPETITION INFORMATION

- Schedules & Results
- Medals
- Athletes & Teams
- Background
- Records

Schedules & Results > Swimming > Women's 4 x 200m Freestyle Relay Final

News Photos Videos



## Results Women's 4 x 200m Freestyle Relay Final

Swimming

National Aquatics Center / Thu Aug 14 2008 / Start Time: 11:32

Medals Reports

	Record	Splits				NOC	Location	Date
<b>WR</b>	7:50.09	27.09	57.55	1:26.69	1:56.43	USA - United States	Melbourne (AUS)	Mar 29 2007
		2:23.16	2:52.87	3:22.07	3:53.92			
		4:21.21	4:51.60	5:22.32	5:53.11			
		6:20.20	6:49.47	7:19.22	7:50.09			
<b>OR</b>	7:50.37	27.74	57.86	1:28.31	1:58.27	FRA - France	Beijing (CHN)	Aug 13 2008
		2:25.85	2:55.74	3:26.47	3:57.19			
		4:23.65	4:53.46	5:23.76	5:54.51			
		6:21.74	6:51.54	7:21.63	7:50.37			

Event No: 24

Rank	Lane	NOC	Name	R.T.	50m	100m	150m	200m	Time	Time Behind
1	7	AUS - Australia							7:44.31	WR
			RICE, Stephanie	0.87	27.45	56.98	1:26.94	1:56.60 =OC	(2) 1:56.60	
			BARRATT, Bronte	0.42	27.37	56.89	1:26.65	1:56.58	(1) 3:53.18	
			PALMER, Kylie	0.06	26.54	55.80	1:25.60	1:55.22	(1) 5:48.40	
			MACKENZIE, Linda	0.09	27.07	56.82	1:26.71	1:55.91	(1) 7:44.31	
2	6	CHN - China							7:45.93	1.62 AS
			YANG, Yu	0.73	27.45	57.01	1:27.35	1:56.79	(3) 1:56.79	
			ZHU, Qianwei	0.29	27.49	57.38	1:27.66	1:56.64	(2) 3:53.43	
			TAN, Miao	0.34	27.51	57.90	1:28.20	1:58.11	(2) 5:51.54	
			PANG, Jiaying	0.16	25.99	55.28	1:24.96	1:54.39	(2) 7:45.93	
3	5	USA - United States							7:46.33	2.02 AM
			SCHMITT, Allison	0.71	27.23	56.59	1:27.06	1:57.71	(4) 1:57.71	
			COUGHLIN, Natalie	0.24	27.31	56.97	1:27.02	1:57.19	(4) 3:54.90	
			BURCKLE, Caroline	0.20	27.17	56.67	1:26.77	1:56.70	(3) 5:51.60	
			HOFF, Katie	0.24	26.61	55.61	1:25.04	1:54.73	(3) 7:46.33	
4	3	ITA - Italy							7:49.76	5.45 ER
			SPAGNOLO, Renata Fabiola	0.74	27.84	57.57	1:27.66	1:58.31	(6) 1:58.31	

		FILIPPI Alessia	0.22	26.86	56.35	1:25.46	1:56.68	(5) 3:54.99	
		ZOCCARI Flavia	0.32	27.53	57.45	1:28.24	1:59.80	(5) 5:54.79	
		PELLEGRINI Federica	0.52	26.61	55.58	1:25.61	1:54.97	(4) 7:49.76	
5	4	FRA - France						7:50.66	6.35
		BALMY Coralie	0.83	27.55	56.89	1:27.01	1:56.57	(1) 1:56.57	
		ETIENNE Ophelie-Cyrielle	0.41	28.03	58.05	1:28.12	1:57.95	(3) 3:54.52	
		MONGEL Aurore	0.32	28.28	58.58	1:28.76	1:58.62	(4) 5:53.14	
		MUFFAT Camille	0.12	27.16	57.00	1:27.38	1:57.52	(5) 7:50.66	
6	1	HUN - Hungary						7:55.53	11.22
		MUTINA Aones	0.69	28.44	58.43	1:28.67	1:58.17	(5) 1:58.17	
		VERRASZTO Evelin	0.49	26.81	56.40	1:27.32	1:57.80	(6) 3:55.97	
		DARA Eszter	0.30	26.65	56.93	1:28.44	2:00.39	(7) 5:56.36	
		JAKABOS Zsuzsanna	0.31	27.16	56.63	1:27.79	1:59.17	(6) 7:55.53	
7	8	JPN - Japan						7:57.56	13.25
		UEDA Haruka	0.83	27.75	57.50	1:27.92	1:58.44	(7) 1:58.44	
		YAMAGUCHI Misaki	0.08	27.20	57.18	1:27.47	1:58.51	(7) 3:56.95	
		MITA Maki	0.05	27.66	57.88	1:28.54	1:58.78	(6) 5:55.73	
		TAKANABE Emi	0.12	28.07	59.12	1:30.68	2:01.83	(7) 7:57.56	
8	2	SWE - Sweden						7:59.83	15.52
		LILLHAGE Josefin	0.82	28.44	58.49	1:29.24	2:00.48	(8) 2:00.48	
		FAGUNDEZ Gabriella	0.42	27.31	57.72	1:28.76	2:00.09	(8) 4:00.57	
		MARKO-VARGA Ida	0.17	26.97	56.88	1:27.73	1:58.58	(8) 5:59.15	
		GRANLUND Petra	0.20	27.62	58.06	1:29.35	2:00.68	(8) 7:59.83	

Legend

WR - World Record	=WR - Equal World Record	OR - Olympic Record	=OR - Equal Olympic Record
AF - African Record	=AF - Equal African Record	AM - Americas Record	=AM - Equal Americas Record
AS - Asian Record	=AS - Equal Asian Record	ER - European Record	=ER - Equal European Record
OC - Oceania Record	=OC - Equal Oceania Record	R.T. - Reaction Time	DSQ - Disqualified
DNF - Did not Finish	DNS - Did not Start		


Latest News

- Natalie du Toit -- When taking part is more important than winning [2008-08-21]
- Men's Marathon 10km: Maarten van der Weijden surprises favorites [2008-08-21]
- Photos: Dutch swimmer wins Men's 10km Marathon Swimming gold [2008-08-21]
- Swimming Day 11 Preview: Men's Marathon 10km Dyatchin and Lurz to battle [2008-08-20]
- Women's Marathon 10km: Ilchenko wins gold in final flurry [2008-08-20]
- Photos: Ilchenko takes gold in Women's 10km Marathon Swimming [2008-08-20]
- Natalie du Toit ready to make Olympic history [2008-08-19]

Photos



Photos: Dutch swimmer wins Men's 10km Marathon Swimming gold



Photos: Ilchenko takes gold in Women's 10km Marathon Swimming



Swimming Review: Phelps takes greatest Olympic gold medal swag ever

More >>



Set as Homepage | Sailing 2008 | Equestrian 2008 | Preliminary site | BOBICO | Site Map | Contact | FAQ | RSS | ipv6  
Copyright The Beijing Organizing Committee for the Games of the XXIX Olympiad



COMPETITION INFORMATION

- [Schedules & Results](#)
- [Medals](#)
- [Athletes & Teams](#)
- [Background](#)
- [Records](#)

Schedules & Results > Swimming > Women's 4 x 100m Medley Relay - Heats



## Results Summary

### Women's 4 x 100m Medley Relay - Heats

[News](#) [Photos](#) [Videos](#)

Swimming

National Aquatics Center / Fri Aug 15 2008 / Start Time: 20:32









[Medals](#) [Reports](#)




	Record	Splits				NOC	Location	Date
WR	3:55.74	1:00.79	2:05.73	3:02.91	3:55.74	AUS - Australia	Melbourne (AUS)	Mar 31 2007
OR	3:57.32	1:01.18	2:07.68	3:04.35	3:57.32	AUS - Australia	Athens (GRE)	Aug 21 2004

Event No: 31

Rank	Heat	Lane	NOC	Name	R.T.	50m	100m	Time	Time Behind		
1	2	4	AUS - Australia	SEEBOHM, Emily	0.60	29.15	59.95	59.95	3:57.94		
				WHITE, Tamee	0.12	30.36	1:06.81	2:06.76			
				GALVEZ, Felicity	0.31	26.45	56.82	3:03.58			
				REESE, Shayne	0.45	25.87	54.36	3:57.94			
2	2	5	GBR - Great Britain	SPOFFORTH, Gemma	0.63	29.63	1:00.33	1:00.33	3:59.14	1.20	ER
				HAYWOOD, Kate	0.37	31.15	1:08.00	2:08.33			
				LOWE, Jemma	0.16	26.29	57.34	3:05.67			
				HALSALL, Francesca	0.32	25.56	53.47	3:59.14			
3	1	4	USA - United States	HOELZER, Margaret	0.71	29.12	59.29	59.29	3:59.15	1.21	
				JENDRICK, Megan	0.06	31.04	1:07.17	2:06.46			
				BREEDEN, Elaine	0.46	27.03	58.59	3:05.05			
				JOYCE, Kara Lynn	0.30	25.79	54.10	3:59.15			
4	1	5	CHN - China	XU, Tianlongzi	0.58	29.94	1:01.13	1:01.13	3:59.21	1.27	AS
				SUN, Ye	0.12	31.23	1:06.85	2:07.98			
				ZHOU, Yafei	0.29	26.32	56.94	3:04.92			
				PANG, Jiaying	0.24	25.86	54.29	3:59.21			
5	2	3	RUS - Russian Fed.	MOSEKVIN, Kseniya	0.70	29.78	1:01.05	1:01.05	3:59.66	1.72	
				EFTIMOVA, Yuliya	0.44	30.73	1:06.45	2:07.50			



				SUTYAGINA Natallia	0.21	26.93	58.31	3:05.81	
				AKSENOVA Anastasia	0.47	25.48	53.85	3:59.66	
6	1	3	 JPN - Japan					3:59.91	1.97
				ITO Hanae	0.62	29.50	1:00.34	1:00.34	
				KITAGAWA Asami	0.35	31.23	1:07.33	2:07.67	
				KATO Yuka	0.36	26.43	57.69	3:05.36	
				UEDA Haruka	0.37	26.32	54.55	3:59.91	
7	2	7	 SWE - Sweden					4:02.12	4.18
				SJOSTROM Sarah	0.72	30.32	1:02.48	1:02.48	
				HOSTMAN Joline	0.36	31.93	1:08.48	2:10.96	
				KAMMERLING Anna-Karin	0.00	25.78	57.57	3:08.53	
				LILLHAGE Josefin	0.32	25.55	53.59	4:02.12	
8	2	2	 CAN - Canada					4:02.13	4.19
				WILKINSON Julia	0.76	29.91	1:00.90	1:00.90	
				PIERSE Annamay	0.44	31.69	1:07.22	2:08.12	
				LACROIX Audrey	0.25	27.67	59.84	3:07.96	
				MORNINGSTAR Erica	0.27	25.50	54.17	4:02.13	
9	1	8	 GER - Germany					4:02.53	4.59
				BUSCHSCHULTE Antje	0.61	29.44	1:00.51	1:00.51	
				POEWE Sarah	0.38	31.89	1:08.95	2:09.46	
				SAMULSKI Daniela	0.30	27.32	59.78	3:09.24	
				STEFFEN Britta	0.21	25.44	53.29	4:02.53	
10	1	2	 BRA - Brazil					4:02.61	4.67
				MOLINA Fabiola	0.61	29.67	1:00.71	1:00.71	
				SAKEMI Tatiane	0.43	33.17	1:10.42	2:11.13	
				SILVA Gabriella	-0.02	25.91	56.97	3:08.10	
				BARBOSA Tatiana	0.11	26.11	54.51	4:02.61	
11	1	1	 FRA - France					4:02.95	5.01
				CASTEL Alexianne	0.74	30.06	1:01.28	1:01.28	
				de RONCHI Sophie	0.16	31.56	1:08.75	2:10.03	
				MONGEL Aurora	0.35	27.34	58.64	3:08.67	
				POPCHANKA Alena	0.44	26.32	54.28	4:02.95	
12	2	6	 RSA - South Africa					4:04.20	6.26
				CORFE Melissa	0.58	30.57	1:02.62	1:02.62	
				van BILJON Suzaan	0.25	31.70	1:07.90	2:10.52	
				LOOTS Mandy	0.32	27.28	58.76	3:09.28	
				RETIJEF Lize-Mari	0.24	25.56	54.92	4:04.20	
13	1	6	 NED - Netherlands					4:04.74	6.80
				HEEMSKERK Femke	0.70	30.66	1:02.97	1:02.97	
				van VALKENGOED Ighijn	0.44	32.47	1:10.85	2:13.82	
				DEKKER Inge	-0.01	26.08	57.41	3:11.23	

14	2	8	 <b>ITA - Italy</b>	KROMQWIDQOQO Rangoni	0.28	25.66	53.51	4:04.74	
				ARMELLINI Romina	0.63	30.91	1:02.49	1:02.49	
				PANARA Roberta	0.27	31.74	1:08.36	2:10.85	
				BIANCHI Ilaria	0.30	26.76	58.09	3:08.94	
				PELLEGRINI Federica	0.24	26.88	55.99	4:04.93	
15	1	7	 <b>ESP - Spain</b>					4:06.40	8.46
				ZHIVANEVSKAYA Nina Alexandrovna	0.65	29.80	1:00.77	1:00.77	
				BELMONTE Mireia	0.15	33.19	1:10.46	2:11.23	
				SAN JUAN Angela	0.22	27.94	1:00.08	3:11.31	
				FUSTER Maria	-0.03	26.33	55.09	4:06.40	
16	2	1	 <b>UKR - Ukraine</b>					4:08.62	10.68
				AMSHENNIKOVA Iryna	0.64	30.16	1:03.63	1:03.63	
				PIPIJSNA Yuliya	0.10	32.21	1:09.53	2:13.16	
				ZUBKOVA Kateryna	0.18	27.17	59.65	3:12.81	
				STEPANYUK Darya	0.25	26.40	55.81	4:08.62	

**Legend**

WR - World Record	=WR - Equal World Record	OR - Olympic Record	=OR - Equal Olympic Record
AF - African Record	=AF - Equal African Record	AM - Americas Record	=AM - Equal Americas Record
AS - Asian Record	=AS - Equal Asian Record	ER - European Record	=ER - Equal European Record
OC - Oceania Record	=OC - Equal Oceania Record	R.T. - Reaction Time	DSQ - Disqualified
DNF - Did not Finish	DNS - Did not Start		

**Latest News**

- Natalie du Toit -- When taking part is more important than winning [2008-08-21]
- Men's Marathon 10km: Maarten van der Weljden surprises favorites [2008-08-21]
- Photos: Dutch swimmer wins Men's 10km Marathon Swimming gold [2008-08-21]
- Swimming Day 11 Preview: Men's Marathon 10km Dyatchin and Lurz to battle [2008-08-20]
- Women's Marathon 10km: Ilchenko wins gold in final flurry [2008-08-20]
- Photos: Ilchenko takes gold in Women's 10km Marathon Swimming [2008-08-20]
- Natalie du Toit ready to make Olympic history [2008-08-19]

**Photos**



Photos: Dutch swimmer wins Men's 10km Marathon Swimming gold



Photos: Ilchenko takes gold in Women's 10km Marathon Swimming



Swimming Review: Phelps takes greatest Olympic gold medal swag ever

[More>>](#)



Set as Homepage | Sailing 2008 | Equestrian 2008 | Preliminary site | BOBICO | Site Map | Contact | FAQ | RSS | IPv6  
Copyright The Beijing Organizing Committee for the Games of the XXIX Olympiad



COMPETITION INFORMATION

Schedules & Results Medals Athletes & Teams Background Records

Schedules & Results > Swimming > Women's 4 x 100m Medley Relay Final

News Photos Videos



Results  
Women's 4 x 100m Medley Relay Final




National Aquatics Center / Sun Aug 17 2008 / Start Time: 10:45

Medals Reports

	Record	Splits				NOC	Location	Date
WR	3:55.74	1:00.79	2:05.73	3:02.91	3:55.74	AUS - Australia	Melbourne (AUS)	Mar 31 2007
OR	3:57.32	1:01.18	2:07.68	3:04.35	3:57.32	AUS - Australia	Athens (GRE)	Aug 21 2004

Event No: 31

Rank	Lane	NOC	Name	R.T.	50m	100m	Time	Time Behind	
1	4	AUS - Australia					3:52.69		WR
			SEEBOHM Emily	0.57	28.91	59.33	(4) 59.33		
			JONES Laisel	0.19	30.38	1:04.58	(1) 2:03.91		
			SCHIPPER Jessica	0.22	26.10	56.25	(1) 3:00.16		
			TRICKETT Usbeth	0.24	25.19	52.53	(1) 3:52.69		
2	3	USA - United States					3:53.30	0.61	AM
			COUGHLIN Natalie	0.61	28.39	58.94	(1) 58.94		
			SONI Rebecca	0.28	30.88	1:05.95	(2) 2:04.89		
			MAGNUSON Christine	0.28	26.09	56.14	(2) 3:01.03		
			TORRES Dara	0.12	24.97	52.27	(2) 3:53.30		
3	6	CHN - China					3:56.11	3.42	AS
			ZHAO Jing	0.54	29.12	59.56	(5) 59.56		
			SUN Ye	0.00	31.02	1:06.75	(4) 2:06.31		
			ZHOU Yafei	0.20	26.29	57.40	(=3) 3:03.71		
			PANG Jiaying	0.12	25.04	52.40	(3) 3:56.11		
4	5	GBR - Great Britain					3:57.50	4.81	ER
			SPOFFORTH Gemma	0.62	29.04	59.05	(2) 59.05		
			HAYWOOD Kate	0.26	31.21	1:07.51	(5) 2:06.56		
			LOWE Jemma	0.23	26.10	58.13	(5) 3:04.69		
			HALSALL Francesca	0.00	24.61	52.81	(4) 3:57.50		
5	2	RUS - Russian Fed.					3:57.84	5.15	
			ZUEVA Anastasiya	0.77	29.05	59.16	(3) 59.16		
			EFIMOVA Yuliya	0.24	30.30	1:06.46	(3) 2:05.62		

			<u>SUTYAGINA Natalia</u>	0.21	26.70	58.09	(=3) 3:03.71	
			<u>AKSENOVA Anastasiya</u>	0.28	25.37	54.13	(5) 3:57.84	
6	7	 <b>JPN - Japan</b>					<b>3:59.54</b>	6.85
			<u>NAKAMURA Reiko</u>	0.61	29.04	59.74	(6) 59.74	
			<u>KITAGAWA Asami</u>	0.23	31.20	1:07.04	(6) 2:06.78	
			<u>KATO Yuka</u>	0.27	26.53	58.17	(6) 3:04.95	
			<u>UEDA Haruka</u>	0.18	26.39	54.59	(6) 3:59.54	
7	8	 <b>CAN - Canada</b>					<b>4:01.35</b>	8.66
			<u>WILKINSON Julia</u>	0.68	30.24	1:01.35	(7) 1:01.35	
			<u>PIERSE Annamay</u>	0.19	31.49	1:06.91	(7) 2:08.26	
			<u>LACROIX Audrey</u>	0.28	27.39	59.01	(7) 3:07.27	
			<u>MORNINGSTAR Erica</u>	0.21	25.72	54.08	(7) 4:01.35	
1		 <b>SWE - Sweden</b>					<b>DSQ</b>	
			<u>SJOSTROM Sarah</u>	0.75	30.42	1:02.63	(8) 1:02.63	
			<u>HOSTMAN Joline</u>	0.36	31.80	1:08.11	(8) 2:10.74	
			<u>KAMMERLING Anna-Karin</u>	-0.03	25.81	58.51	(8) 3:09.25	
			<u>LILLHAGE Josefin</u>	-0.10				

Legend			
WR - World Record	=WR - Equal World Record	OR - Olympic Record	=OR - Equal Olympic Record
AF - African Record	=AF - Equal African Record	AM - Americas Record	=AM - Equal Americas Record
AS - Asian Record	=AS - Equal Asian Record	ER - European Record	=ER - Equal European Record
OC - Oceania Record	=OC - Equal Oceania Record	R.T. - Reaction Time	DSQ - Disqualified
DNF - Did not Finish	DNS - Did not Start		

Latest News

- Natalie du Toit -- When taking part is more important than winning [2008-08-21]
- Men's Marathon 10km: Maarten van der Weljden surprises favorites [2008-08-21]
- Photos: Dutch Swimmer wins Men's 10km Marathon Swimming gold [2008-08-21]
- Swimming Day 11 Preview: Men's Marathon 10km Dyatchin and Lurz to battle [2008-08-20]
- Women's Marathon 10km: Ilchenko wins gold in final flurry [2008-08-20]
- Photos: Ilchenko takes gold in Women's 10km Marathon Swimming [2008-08-20]
- Natalie du Toit ready to make Olympic history [2008-08-19]

Photos



Photos: Dutch swimmer wins Men's 10km Marathon Swimming gold



Photos: Ilchenko takes gold in Women's 10km Marathon Swimming



Swimming Review: Phelps takes greatest Olympic gold medal swag ever

[More >>](#)



Set as Homepage | Sailing 2008 | Equestrian 2008 | Preliminary site | BOBICO | Site Map | Contact | FAQ | RSS | ipv6  
 Copyright The Beijing Organizing Committee for the Games of the XXIX Olympiad



## COMPETITION INFORMATION

Schedules &amp; Results

Medals

Athletes &amp; Teams

Background

Records

Schedules &amp; Results &gt; Swimming &gt; Women's Marathon 10km



Swimming

## Official Results

### Women's Marathon 10km

SY Rowing-Canoeing Park / Wed Aug 20 2008 / Start Time: 09:00

News

Photos

Videos

Medals Reports

Rank	Bib Number	Name	NOC	Date of Birth	Time	Time Behind
1	12	ILCHENKO Larisa	Russian Fed.	Nov 18 1988	1:59:27.7	
2	21	PAYNE Keri-Anne	Great Britain	Dec 09 1987	1:59:29.2	1.5
3	2	PATTEN Cassandra	Great Britain	Jan 01 1987	1:59:31.0	3.3
4	18	MAURER Angela	Germany	Jul 27 1975	1:59:31.9	4.2
5	1	CUNHA Ana	Brazil	Mar 23 1992	1:59:36.8	9.1
6	15	QBERSON Swann	Switzerland	Jul 26 1986	1:59:36.9	9.2
7	20	OKIMOTO Poliana	Brazil	Mar 08 1983	1:59:37.4	9.7
8	16	PECHANOVA Jana	Czech Republic	Mar 03 1981	1:59:39.7	12.0
9	6	PINTO PEREZ Andreina del Valle	Venezuela	Sep 10 1991	1:59:40.0	12.3
10	24	GRIMALDI Martina	Italy	Sep 28 1988	1:59:40.7	13.0
11	17	LYMPERTA Marianna	Greece	Jun 25 1979	1:59:42.3	14.6
12	8	ZUPAN Taja	Slovenia	Dec 04 1990	1:59:43.7	16.0
13	4	REQUENA Yurema	Spain	Jan 01 1983	1:59:46.9	19.2
14	25	van DIJK Edith	Netherlands	Apr 06 1973	2:00:02.8	35.1
15	14	GORMAN Melissa	Australia	Dec 11 1985	2:00:33.6	1:05.9
16	23	du TOIT Natalie	South Africa	Jan 29 1984	2:00:49.9	1:22.2
17	22	INACIO Daniela	Portugal	May 24 1989	2:00:59.0	1:31.3
18	3	BERGLUND Eva	Sweden	Feb 14 1984	2:01:05.0	1:37.3
19	9	FANG Yanqiao	China	Jan 18 1989	2:01:07.9	1:40.2
20	10	MARTINEZ Imelda	Mexico	Jul 16 1982	2:01:07.9	1:40.2
21	11	MULLER Aurelie	France	Jun 07 1990	2:02:04.1	2:36.4
22	19	SUTTON Chloe	United States	Feb 03 1992	2:02:13.6	2:45.9
23	13	SAMORODINA Natalya	Ukraine	Mar 17 1983	2:10:41.6	11:13.9
24	5	BOGARIN Antonella	Argentina	Nov 11 1991	2:11:35.9	12:08.2
	7	KOBRICH Kristel	Chile	Aug 09 1985	DNF	

## Legend

DNF - Did not Finish

DNS - Did not Start

DSQ - Disqualified

OTL - Out of time limit



## COMPETITION INFORMATION

Schedules &amp; Results

Medals

Athletes &amp; Teams

Background

Records

Schedules &amp; Results &gt; Swimming &gt; Men's 50m Freestyle - Heats

News Photos Videos



Swimming

## Results Summary

### Men's 50m Freestyle - Heats

National Aquatics Center / Thu Aug 14 2008 / Start Time: 18:33










































Medals

Reports

	Record	Name	NOC	Location	Date
WR	21.28	SULLIVAN Eamon	AUS	Sydney (AUS)	Mar 28 2008
OR	21.91	POPOV Alexander	ESP	Barcelona (ESP)	Jul 30 1992

Event No: 25

Rank	Heat	Lane	Name	Date of Birth	NOC	R.T.	Time	Time Behind	
1	12	4	<u>LEVEAUX Amaury</u>	Dec 02 1985	France	0.75	<b>21.46</b>		OR
2	11	5	<u>CIELO FILHO Cesar</u>	Jan 10 1987	Brazil	0.67	<b>21.47</b>	0.01	=AM
3	12	5	<u>WILDMAN-TOBRINER Ben</u>	Sep 21 1984	United States	0.77	<b>21.75</b>	0.29	
3	12	3	<u>NYSTRAND Stefan</u>	Oct 20 1981	Sweden	0.80	<b>21.75</b>	0.29	
5	13	3	<u>SCHOEMAN Roland</u>	Jul 03 1980	South Africa	0.66	<b>21.76</b>	0.30	
6	11	1	<u>BOVELL III George</u>	Jul 18 1983	Trinidad/Tobago	0.67	<b>21.77</b>	0.31	
7	13	5	<u>BERNARD Alain</u>	May 01 1983	France	0.74	<b>21.78</b>	0.32	
8	13	4	<u>SULLIVAN Eamon</u>	Aug 30 1985	Australia	0.67	<b>21.79</b>	0.33	
9	11	4	<u>WEBER-GALE Garrett</u>	Aug 06 1985	United States	0.68	<b>21.95</b>	0.49	
10	12	7	<u>EL-MASRI Rafeed Ziad</u>	Aug 10 1982	Germany	0.76	<b>21.96</b>	0.50	
11	11	7	<u>SANTOS Nicholas</u>	Feb 14 1980	Brazil	0.79	<b>22.00</b>	0.54	
12	11	3	<u>DRAGANJA Duje</u>	Feb 27 1983	Croatia	0.71	<b>22.05</b>	0.59	
13	13	2	<u>CALLUS Ashley</u>	Mar 10 1979	Australia	0.67	<b>22.11</b>	0.65	
14	12	6	<u>TAKACS Krisztian</u>	Dec 30 1985	Hungary	0.69	<b>22.14</b>	0.68	
15	11	6	<u>KIZIEROWSKI Bartosz</u>	Feb 20 1977	Poland	0.70	<b>22.15</b>	0.69	
16	12	2	<u>LOUW Gideon</u>	Sep 04 1987	South Africa	0.76	<b>22.17</b>	0.71	
17	12	1	<u>GRECHIN Andrey</u>	Oct 21 1987	Russian Fed.	0.73	<b>22.20</b>	0.74	
18	10	4	<u>GODEC Jernej</u>	Jan 16 1986	Slovenia	0.71	<b>22.21</b>	0.75	
19	8	4	<u>LANG Flori</u>	Jan 30 1983	Switzerland	0.61	<b>22.27</b>	0.81	
20	9	1	<u>DUNFORD David</u>	Sep 29 1983	Kenya	0.77	<b>22.29</b>	0.83	
21	13	1	<u>LAGUNOV Evgeniy</u>	Dec 14 1985	Russian Fed.	0.73	<b>22.30</b>	0.84	
22	11	2	<u>NORIEGA Javier</u>	Jul 23 1980	Spain	0.69	<b>22.33</b>	0.87	
23	13	6	<u>FOSTER Mark</u>	May 12 1970	Great Britain	0.85	<b>22.35</b>	0.89	
23	13	8	<u>ILES Salim</u>	May 14 1975	Algeria	0.67	<b>22.35</b>	0.89	

25	9	6	MALBERG Miko	May 03 1985	 Estonia	0.65	22.37	0.91
26	10	5	TSAGKARAKIS Apostolos	Feb 19 1982	 Greece	0.69	22.39	0.93
27	10	6	HORTNESS Richard	May 23 1985	 Canada	0.65	22.42	0.96
28	10	7	GRANDJEAN Yoris	Mar 20 1989	 Belgium	0.74	22.45	0.99
29	10	1	RAJAKYLA Matti	Aug 14 1984	 Finland	0.67	22.48	1.02
30	9	3	CAI Li	Aug 14 1987	 China	0.72	22.50	1.04
30	9	7	CALVI Alessandro	Feb 01 1983	 Italy	0.75	22.50	1.04
32	10	3	LIESEN Robert	Feb 05 1985	 Netherlands	0.73	22.51	1.05
33	10	2	ANDKJAER Jakob Schioett	May 07 1985	 Denmark	0.67	22.52	1.06
34	8	8	AYALA BENJAMIN Jacinto de Jesus	Jan 13 1987	 Dominican Rep.	0.62	22.57	1.11
35	10	8	MEOLANS Jose Martin	Jun 22 1978	 Argentina	0.80	22.58	1.12
36	9	2	RADZIONAU Andrei	Jun 16 1985	 Belarus	0.81	22.65	1.19
37	11	8	TAYLA Kaan	Feb 17 1986	 Turkey	0.72	22.66	1.20
38	13	7	DEIBLER Steffen	Jul 10 1987	 Germany	0.75	22.67	1.21
39	9	8	COAKLEY Daniel	Dec 13 1989	 Philippines	0.68	22.69	1.23
40	9	5	KHADE Virbhawal	Aug 29 1991	 India	0.73	22.73	1.27
41	7	4	ELLIOT Oliver	Jun 19 1987	 Chile	0.72	22.75	1.29
42	8	3	YEGOSHIN Yuriy	Jun 02 1985	 Ukraine	0.88	22.77	1.31
43	7	2	TRANDAFIR Norbert	Feb 08 1988	 Romania	0.76	22.80	1.34
44	7	8	ARNASON Arni Mar	Oct 09 1987	 Iceland	0.76	22.81	1.35
45	7	5	ATKINSON Jevon	Apr 03 1984	 Jamaica	0.67	22.83	1.37
45	8	1	MADWA Mohammad	Feb 10 1987	 Kuwait	0.68	22.83	1.37
47	8	6	CAMACHO RIERA Jonathan Javier	Oct 03 1985	 Venezuela	0.72	22.87	1.41
48	7	6	KUZMIN Stanislav	Jun 24 1986	 Kazakhstan	0.81	22.91	1.45
49	9	4	BECCERRA Camilo	Oct 10 1980	 Colombia	0.72	22.93	1.47
50	8	5	PICASSO Francisco	Jun 19 1982	 Uruguay	0.68	23.01	1.55
51	7	3	FORDE Martyn	Jun 28 1985	 Barbados	0.64	23.08	1.62
52	8	2	BURROWS Elvis Verance	Feb 24 1989	 Bahamas	0.67	23.19	1.73
53	7	1	LABAN Joshua	Dec 25 1982	 Virgin Isl, US	0.66	23.28	1.82
54	12	8	EL NADY Mohamed	Mar 14 1985	 Egypt	0.75	23.92	2.46
55	6	4	YEI YAH Yellow	Sep 09 1984	 Nigeria	0.76	24.00	2.54
56	7	7	VASILEV Vitaly	Jun 05 1973	 Kyrgyzstan	0.85	24.02	2.56
57	6	5	DAVELAAR Rodion	Aug 06 1990	 Neth. Antilles	0.68	24.21	2.75
58	8	7	GIMBUTIS Rolandas	Feb 11 1981	 Lithuania	0.79	24.36	2.90
59	6	6	HAMADEH Anas	Mar 12 1989	 Jordan	0.70	24.40	2.94
60	6	2	HALL Luke	Apr 16 1989	 Swaziland	0.66	24.41	2.95
61	5	7	BRIGION TOBE Alain	Nov 06 1986	 Cameroon	0.66	24.53	3.07
62	1	4	DANSOU Alois	Mar 31 1982	 Benin	0.77	24.54	3.08
63	5	5	HOXHA Sidni	Jan 06 1992	 Albania	0.71	24.56	3.10
64	1	5	JASIM Omar	Sep 23 1990	 Bahrain	0.82	24.65	3.19
65	5	4	JORDAN Zane	Jul 18 1991	 Zambia	0.67	24.82	3.36

66	6	1	LEE Daniel	Jan 01 1990	Sri Lanka	0.75	24.92	3.46
67	6	7	CAMAL Chakyl	Mar 18 1990	Mozambique	0.76	24.93	3.47
68	5	3	MOLCHANOV Andrey	Jul 16 1987	Turkmenistan	0.77	25.02	3.56
69	6	8	ROBERTS Niall	Apr 22 1991	Guyana	0.76	25.13	3.67
70	5	6	HADLEY Kerson	May 22 1989	Micronesia	0.74	25.34	3.88
71	4	4	GLENISTER Stewart	Oct 12 1988	American Samoa	0.71	25.45	3.99
72	5	1	KAMYUKA John	Jan 11 1989	Botswana	0.67	25.54	4.08
73	4	3	ABDO Hamza	Jan 01 1991	Palestine	0.71	25.60	4.14
74	5	2	BAIG Adil	Feb 14 1983	Pakistan	0.77	25.66	4.20
75	1	3	NUNEZ Omar	Dec 12 1983	Nicaragua	0.73	26.00	4.54
76	5	8	BROU Kouassi Olivier	Jun 16 1992	Côte d'Ivoire	0.72	26.08	4.62
77	4	5	ZIN Kyaw	Apr 05 1989	Myanmar	0.79	26.17	4.71
78	4	6	ABBASOV Tural	Apr 25 1990	Azerbaijan	0.77	26.31	4.85
79	4	1	HEMTHON Penloev	Oct 22 1990	Cambodia	0.77	27.39	5.93
80	3	5	NYIRENDA Charlton	Aug 29 1988	Malawi	0.82	27.46	6.00
81	4	7	SHAH Prasiddha	Jun 03 1989	Nepal	0.77	27.59	6.13
82	4	8	KABURU Gilbert	Nov 08 1981	Uganda	0.80	27.72	6.26
83	3	3	NIYOMUGABO Jackson	Apr 18 1988	Rwanda	1.01	27.74	6.28
84	3	7	RUSHAKA Khalid Yahya	Apr 26 1980	UR Tanzania	0.81	28.50	7.04
85	3	6	DIDON Dwayne Benjamin	Sep 11 1994	Seychelles	0.75	28.95	7.49
86	3	8	COULIBALY Mohamed	Sep 19 1989	Mali	0.89	29.09	7.63
87	3	1	CHINGIZOV Alisher	Jun 23 1986	Tajikistan	0.92	29.10	7.64
88	3	2	SHAMEEL Ibrahim	Oct 14 1991	Maldives	0.67	29.28	7.82
89	3	4	CISSE Mamadou	Jun 02 1986	Guinea	0.73	29.29	7.83
90	2	3	CHINDAVONG Thepphithak	Feb 02 1991	Lao PDR	1.04	29.31	7.85
91	6	3	ATTOUMANE Mohamed	Sep 09 1981	Comoros	0.75	29.63	8.17
92	2	6	YOUGBARE Rene Jacob	Dec 31 1984	Burkina Faso	1.01	30.08	8.62
93	4	2	ADAM Ahmed	Aug 24 1987	Sudan	1.02	30.12	8.66
94	2	4	AL QADABI Abdulsalam	Jan 01 1978	Yemen	0.85	30.63	9.17
95	2	5	ALHOUSSEINI ALHASSAN Mohamed	Jul 22 1978	Niger	1.23	30.90	9.44
96	2	2	VALENTINE Kareem	Oct 11 1992	Antigua/Barbuda	1.06	31.23	9.77
97	2	7	KEMPOMPO NGANGOLA Stany	Jan 08 1974	DR Congo	1.11	35.19	13.73

## Legend

WR - World Record	=WR - Equal World Record	OR - Olympic Record	=OR - Equal Olympic Record
AF - African Record	=AF - Equal African Record	AM - Americas Record	=AM - Equal Americas Record
AS - Asian Record	=AS - Equal Asian Record	ER - European Record	=ER - Equal European Record
OC - Oceania Record	=OC - Equal Oceania Record	R.T. - Reaction Time	DSQ - Disqualified
DNF - Did not Finish	DNS - Did not Start		





HOME

COMPETITION INFORMATION

- Schedules & Results
- Medals
- Athletes & Teams
- Background
- Records

Schedules & Results > Swimming > Men's 50m Freestyle Semifinals

News Photos Videos



## Results Summary Men's 50m Freestyle Semifinals

National Aquatics Center / Fri Aug 15 2008 / Start Time: 10:03

Medals Reports

	Record	Name	NOC	Location	Date
WR	21.28	SULLIVAN Eamon	AUS	Sydney (AUS)	Mar 28 2008
OR	21.46	LEVEAUX Amaury	FRA	Beijing (CHN)	Aug 14 2008

Event No: 25

Rank	Heat	Lane	Name	Date of Birth	NOC	R.T.	Time	Time Behind	
1	1	4	CIELO FILHO Cesar	Jan 10 1987	Brazil	0.67	21.34		OR
2	2	6	BERNARD Alain	May 01 1983	France	0.75	21.54	0.20	
3	2	1	CALLUS Ashley	Mar 10 1979	Australia	0.67	21.68	0.34	
4	1	5	NYSTRAND Stefan	Oct 20 1981	Sweden	0.79	21.71	0.37	
5	2	3	SCHOEMAN Roland	Jul 03 1980	South Africa	0.66	21.74	0.40	
6	1	6	SULLIVAN Eamon	Aug 30 1985	Australia	0.66	21.75	0.41	
7	2	4	LEVEAUX Amaury	Dec 02 1985	France	0.79	21.76	0.42	
7	2	5	WILDMAN-TOBRINER Ben	Sep 21 1984	United States	0.75	21.76	0.42	
9	1	1	TAKACS Krisztian	Dec 30 1985	Hungary	0.67	21.84	0.50	
10	1	7	DRAGANJA Duje	Feb 27 1983	Croatia	0.71	21.85	0.51	
11	1	3	ROVELL III George	Jul 18 1983	Trinidad/Tobago	0.67	21.86	0.52	
12	1	8	LOUW Gideon	Sep 04 1987	South Africa	0.77	21.97	0.63	
13	2	2	WEBER-GALE Garrett	Aug 06 1985	United States	0.67	22.08	0.74	
14	1	2	EL-MASRI Rafeed Ziad	Aug 10 1982	Germany	0.78	22.09	0.75	
15	2	8	KIZIEROWSKI Bartosz	Feb 20 1977	Poland	0.70	22.12	0.78	
16	2	7	SANTOS Nicholas	Feb 14 1980	Brazil	0.81	22.15	0.81	

Legend

- WR - World Record                      =WR - Equal World Record                      OR - Olympic Record                      =OR - Equal Olympic Record
- AF - African Record                      =AF - Equal African Record                      AM - Americas Record                      =AM - Equal Americas Record
- AS - Asian Record                      =AS - Equal Asian Record                      ER - European Record                      =ER - Equal European Record
- OC - Oceania Record                      =OC - Equal Oceania Record                      R.T. - Reaction Time                      DSQ - Disqualified
- DNF - Did not Finish                      DNS - Did not Start



The Official Website of the Beijing 2008 Olympic Games August 8-24, 2008

HOME

HOME

COMPETITION INFORMATION

Schedules & Results Medals Athletes & Teams Background Records

Schedules & Results > Swimming > Men's 50m Freestyle Final

News Photos Videos



Results  
Men's 50m Freestyle Final

Swimming

National Aquatics Center / Sat Aug 16 2008 / Start Time: 10:39

Medals Reports

	Record	Name	NOC	Location	Date
WR	21.28	SULLIVAN Eamon	AUS	Sydney (AUS)	Mar 28 2008
OR	21.34	CIELO FILHO Cesar	BRA	Beijing (CHN)	Aug 15 2008

Event No: 25

Rank	Lane	Name	NOC	R.T.	Time	Time Behind	
1	4	CIELO FILHO Cesar	BRA	0.68	21.30		OR
2	1	LEVEAUX Amaury	FRA	0.75	21.45	0.15	
3	5	BERNARD Alain	FRA	0.73	21.49	0.19	
4	3	CALLUS Ashley	AUS	0.67	21.62	0.32	
5	8	WILDMAN-TOBRINER Ben	USA	0.68	21.64	0.34	
6	7	SULLIVAN Eamon	AUS	0.65	21.65	0.35	
7	2	SCHOEMAN Roland	RSA	0.64	21.67	0.37	AF
8	6	NYSTRAND Stefan	SWE	0.79	21.72	0.42	

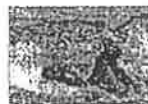
Legend

OR - Olympic Record	=OR - Equal Olympic Record	WR - World Record	=WR - Equal World Record
R.T. - Reaction Time	O - Olympic record at intermediate distance	W - World record at intermediate distance	DNF - Did not Finish
DNS - Did not Start	DSQ - Disqualified	AF - African Record	=AF - Equal African Record
AM - Americas Record	=AM - Equal Americas Record	AS - Asian Record	=AS - Equal Asian Record
ER - European Record	=ER - Equal European Record	OC - Oceania Record	=OC - Equal Oceania Record

Latest News

- Natalie du Toit -- When taking part is more important than winning [2008-08-21]
- Men's Marathon 10km: Maarten van der Weijden surprises favorites [2008-08-21]
- Photos: Dutch swimmer wins Men's 10km Marathon Swimming gold [2008-08-21]
- Swimming Day 11 Preview: Men's Marathon 10km Dyatchin and Lurz to battle [2008-08-20]
- Women's Marathon 10km: Ilchenko wins gold in final flurry [2008-08-20]
- Photos: Ilchenko takes gold in Women's 10km Marathon Swimming [2008-08-20]
- Natalie du Toit ready to make Olympic history [2008-08-19]

Photos



Photos: Dutch swimmer wins Men's 10km Marathon Swimming gold



Photos: Ilchenko takes gold in Women's 10km Marathon Swimming



Swimming Review: Phelps takes greatest Olympic gold medal swag ever

More>>



Set as Homepage | Sailing 2008 | Equestrian 2008 | Preliminary site | BOBICO | Site Map | Contact | FAQ | RSS | IPv6  
Copyright The Beijing Organizing Committee for the Games of the XXIX Olympiad



COMPETITION INFORMATION

Schedules & Results Medals Athletes & Teams Background Records

Schedules & Results > Swimming > Men's 100m Freestyle Heats

News Photos Videos



Swimming

## Results Summary Men's 100m Freestyle Heats

National Aquatics Center / Tue Aug 12 2008 / Start Time: 18:33

Medals Reports

Record	Splits	Name	NOC	Location	Date
WR 47.24	22.48	SULLIVAN Eamon	AUS	Beijing (CHN)	Aug 11 2008
OR 47.24	22.48	SULLIVAN Eamon	AUS	Beijing (CHN)	Aug 11 2008

Event No: 16

Rank	Heat	Lane	Name	Date of Birth	NOC	R.T.	50m	Time	Time Behind
1	8	4	<u>SULLIVAN Eamon</u>	Aug 30 1985	Australia	0.66	22.68	<b>47.80</b> 25.12	
2	8	5	<u>NYSTRAND Stefan</u>	Oct 20 1981	Sweden	0.73	23.05	<b>47.83</b> 24.78	0.03
3	7	6	<u>HAYDEN Brent</u>	Oct 21 1983	Canada	0.76	23.04	<b>47.84</b> 24.80	0.04
4	9	4	<u>BERNARD Alain</u>	May 01 1983	France	0.74	22.90	<b>47.85</b> 24.95	0.05
5	8	6	<u>van den HOOGENBAND Pieter</u>	Mar 14 1978	Netherlands	0.76	23.28	<b>47.97</b> 24.69	0.17
6	7	8	<u>CAVIC Milorad</u>	May 31 1984	Serbia	0.76	22.73	<b>48.15</b> 25.42	0.35
7	8	3	<u>CIELO FILHO Cesar</u>	Jan 10 1987	Brazil	0.71	22.57	<b>48.16</b> 25.59	0.36
8	9	5	<u>WEBER-GALE Garrett</u>	Aug 06 1985	United States	0.69	23.33	<b>48.19</b> 24.86	0.39
9	9	7	<u>FERNS Lyndon</u>	Sep 24 1983	South Africa	0.67	23.07	<b>48.26</b> 25.19	0.46
10	7	3	<u>MAGNINI Filipp</u>	Feb 02 1982	Italy	0.76	23.79	<b>48.30</b> 24.51	0.50
11	7	4	<u>LEZAK Jason</u>	Nov 12 1975	United States	0.73	23.08	<b>48.33</b> 25.25	0.53
12	9	6	<u>TARGETT Matt</u>	Dec 24 1985	Australia	0.76	23.08	<b>48.40</b> 25.32	0.60
13	7	5	<u>GILQT Fabien</u>	Apr 27 1984	France	0.80	23.13	<b>48.42</b> 25.29	0.62
14	8	2	<u>GRECHIN Andrey</u>	Oct 21 1987	Russian Fed.	0.74	23.04	<b>48.50</b> 25.46	0.70
15	9	8	<u>PERSSON Jonas</u>	Dec 15 1983	Sweden	0.74	23.24	<b>48.51</b> 25.27	0.71
16	7	7	<u>MEICHTRY Dominik</u>	Nov 18 1984	Switzerland	0.66	23.39	<b>48.55</b> 25.16	0.75
16	8	8	<u>GALENDI Christian</u>	Jan 18 1982	Italy	0.72	23.46	<b>48.55</b> 25.09	0.75
18	9	3	<u>LAGUNOV Evgeniy</u>	Dec 14 1985	Russian Fed.	0.80	23.26	<b>48.59</b>	0.79

									25.33
19	7	1	GRANDJEAN Yoris	Mar 20 1989	Belgium	0.71	23.65	48.82	1.02
								25.17	
20	6	8	BOVELL III George	Jul 18 1983	Trinidad/Tobago	0.71	23.11	48.83	1.03
								25.72	
21	5	6	VERNER Martin	Mar 15 1980	Czech Republic	0.74	23.50	48.95	1.15
								25.45	
22	6	5	SUBIRATS ALTES Albert	Sep 25 1986	Venezuela	0.74	23.82	48.97	1.17
								25.15	
23	8	1	GREENSHIELDS Joel	Apr 14 1988	Canada	0.75	23.71	49.04	1.24
								25.33	
24	4	4	DUNFORD Jason	Nov 28 1986	Kenya	0.72	23.00	49.06	1.26
								26.06	
25	6	1	CHEN Zuo	Jan 19 1982	China	0.77	23.78	49.08	1.28
								25.30	
26	4	5	SHAPIRA BAR-OR Njmqd	Apr 25 1989	Israel	0.75	23.78	49.10	1.30
								25.32	
27	9	1	ANDKJAER Jakob Schjoett	May 07 1985	Denmark	0.68	23.37	49.25	1.45
								25.88	
28	5	5	MAKANY Balazs	May 23 1987	Hungary	0.80	24.02	49.27	1.47
								25.25	
28	5	7	VIKTORAVICIUS Paulius	Nov 04 1984	Lithuania	0.78	23.90	49.27	1.47
								25.37	
30	8	7	NEETHLING Ryk	Nov 17 1977	South Africa	0.70	23.53	49.28	1.48
								25.75	
31	4	6	MANKOC Peter	Jul 04 1978	Slovenia	0.71	23.49	49.33	1.53
								25.84	
32	6	3	KEBBAB Nabil	Dec 30 1983	Algeria	0.84	24.09	49.38	1.58
								25.29	
33	9	2	DEIBLER Steffen	Jul 10 1987	Germany	0.76	23.40	49.39	1.59
								25.99	
34	7	2	DRAGANJA Duje	Feb 27 1983	Croatia	0.72	22.88	49.49	1.69
								26.61	
35	6	2	MEOLANS Jose Martin	Jun 22 1978	Argentina	0.82	23.69	49.50	1.70
								25.81	
36	5	1	FRASER Shaune	Mar 29 1988	Cayman Islands	0.71	24.37	49.56	1.76
								25.19	
36	6	7	YEGOSHIN Yuriy	Jun 02 1985	Ukraine	0.89	23.68	49.56	1.76
								25.88	
38	6	4	ZASTROW Mitja	Mar 07 1977	Netherlands	0.76	24.42	49.61	1.81
								25.19	
39	4	1	PINI Ryan	Dec 10 1981	Papua N Guinea	0.78	23.89	49.72	1.92
								25.83	
40	6	6	SATO Hisayoshi	Jan 12 1987	Japan	0.74	24.02	49.85	2.05
								25.83	
41	4	3	RAJAKYLA Matti	Aug 14 1984	Finland	0.78	23.44	49.91	2.11
								26.47	
42	3	4	KHADE Virbhawal	Aug 29 1991	India	0.71	23.95	50.07	2.27
								26.12	
43	5	2	KUTSCHER Martin	Dec 09 1984	Uruguay	0.74	23.59	50.08	2.28
								26.49	
44	5	3	NEVEROVSKY Stanislav	Apr 07 1981	Belarus	0.75	23.98	50.14	2.34
								26.16	
45	5	4	VENANCIO Tiago	Jul 19 1987	Portugal	0.77	24.17	50.30	2.50
								26.13	
46	3	2	MILOSLAVSKIS Romans	Oct 17 1983	Latvia	0.85	23.98	50.40	2.60
								26.42	
47	3	3	HAYNES Terrence	Oct 05 1984	Barbados	0.78	24.28	50.50	2.70
								26.22	
48	4	3	GRIGORIADIS Aristeidis	Dec 06 1985	Greece	0.77	24.10	50.62	2.82
								26.52	
49	5	8	ARNARSON Orn	Aug 31 1981	Iceland	0.77	24.39	50.68	2.88

50	4	2	TRANDAFIR Norbert	Feb 08 1988	Romania	0.77	23.83	<b>50.74</b> 26.91	2.94
51	4	7	HAUSTOV Danil	Dec 13 1980	Estonia	0.70	24.26	<b>50.92</b> 26.66	3.12
52	3	7	SKLYAR Alexandr	May 18 1988	Kazakhstan	0.85	24.78	<b>51.24</b> 26.46	3.44
53	2	6	ROODZANT Jan	Jan 06 1984	Aruba	0.72	24.61	<b>51.69</b> 27.08	3.89
54	3	6	LIM Namgyun	Mar 04 1987	Korea	0.72	25.12	<b>51.80</b> 26.68	4.00
55	3	1	ROMASHKIN Petr	Jul 05 1989	Uzbekistan	0.83	24.63	<b>51.83</b> 27.20	4.03
56	2	3	KOLOVAN Mikayel	Jun 21 1983	Armenia	0.83	24.93	<b>51.89</b> 26.96	4.09
57	2	2	ADAM Gael	Mar 28 1986	Mauritius	0.78	25.12	<b>52.35</b> 27.23	4.55
58	2	5	PROBERT Carl	Sep 13 1975	Fiji	0.79	24.86	<b>52.37</b> 27.51	4.57
59	3	8	DUENAS Christopher	Oct 22 1991	Guam	0.74	25.45	<b>52.64</b> 27.19	4.84
60	2	4	BURCH Roy-Allan	Nov 29 1985	Bermuda	0.60	24.64	<b>52.65</b> 28.01	4.85
61	2	7	ALJESMI Obaid Ahmed	Aug 09 1981	UA Emirates	0.80	25.00	<b>53.29</b> 28.29	5.49
62	1	3	BAKALE Emile Ronv	Oct 06 1987	Congo	0.90	26.31	<b>55.08</b> 28.77	7.28
63	1	4	NAVARRO Miguel Angel	Jan 14 1982	Bolivia	0.73	26.98	<b>56.96</b> 29.98	9.16
64	1	5	EL GADI Sofyan	Jan 01 1992	Libyan AJ	0.72	27.91	<b>57.89</b> 29.98	10.09

Legend

WR - World Record	=WR - Equal World Record	OR - Olympic Record	=OR - Equal Olympic Record
AF - African Record	=AF - Equal African Record	AM - Americas Record	=AM - Equal Americas Record
AS - Asian Record	=AS - Equal Asian Record	ER - European Record	=ER - Equal European Record
OC - Oceania Record	=OC - Equal Oceania Record	R.T. - Reaction Time	DSQ - Disqualified
DNF - Did not Finish	DNS - Did not Start		

Latest News

- Natalie du Toit -- When taking part is more important than winning [2008-08-21]
- Men's Marathon 10km: Maarten van der Weijden surprises favorites [2008-08-21]
- Photos: Dutch swimmer wins Men's 10km Marathon Swimming gold [2008-08-21]
- Swimming Day 11 Preview: Men's Marathon 10km Dyatchin and Lurz to battle [2008-08-20]
- Women's Marathon 10km: Ilchenko wins gold in final flurry [2008-08-20]
- Photos: Ilchenko takes gold in Women's 10km Marathon Swimming [2008-08-20]
- Natalie du Toit ready to make Olympic history [2008-08-19]

Photos



Photos: Dutch swimmer wins Men's 10km Marathon Swimming gold



Photos: Ilchenko takes gold in Women's 10km Marathon Swimming



Swimming Review: Phelps takes greatest Olympic gold medal swag ever

More >>



Set as Homepage | Sailing 2008 | Equestrian 2008 | Preliminary site | BOBICO | Site Map | Contact | FAQ | RSS | IPv6  
Copyright The Beijing Organizing Committee for the Games of the XXIX Olympiad



The Official Website of the Beijing 2008 Olympic Games August 8-24, 2008

Beijing 2008

Beijing 2008

COMPETITION INFORMATION

Schedules & Results Medals Athletes & Teams Background Records

Schedules & Results > Swimming > Men's 100m Freestyle Semifinals

News Photos Videos



Results Summary  
Men's 100m Freestyle Semifinals

Swimming

National Aquatics Center / Wed Aug 13 2008 / Start Time: 10:03

Medals Reports

Record	Splits	Name	NOC	Location	Date
WR 47.24	22.48	SULLIVAN Eamon	AUS	Beijing (CHN)	Aug 11 2008
OR 47.24	22.48	SULLIVAN Eamon	AUS	Beijing (CHN)	Aug 11 2008

Event No: 16

Rank	Heat	Lane	Name	Date of Birth	NOC	R.T.	50m	Time	Time Behind	
1	2	4	<u>SULLIVAN Eamon</u>	Aug 30 1985	Australia	0.65	22.44	<b>47.05</b> 24.61		WR
2	1	5	<u>BERNARD Alain</u>	May 01 1983	France	0.76	22.48	<b>47.20</b> 24.72	0.15	ER
3	2	3	<u>van den HOOGENBAND Pieter</u>	Mar 14 1978	Netherlands	0.78	23.29	<b>47.68</b> 24.39	0.63	
4	2	7	<u>TARGETT Matt</u>	Dec 24 1985	Australia	0.74	22.98	<b>47.88</b> 24.90	0.83	
5	1	4	<u>NYSTRAND Stefan</u>	Oct 20 1981	Sweden	0.74	23.09	<b>47.91</b> 24.82	0.86	
6	1	2	<u>LEZAK Jason</u>	Nov 12 1975	United States	0.73	22.81	<b>47.98</b> 25.17	0.93	
7	1	6	<u>FERNS Lyndon</u>	Sep 24 1983	South Africa	0.67	23.00	<b>48.00</b> 25.00	0.95	AF
8	1	3	<u>CIELO FILHO Cesar</u>	Jan 10 1987	Brazil	0.72	22.62	<b>48.07</b> 25.45	1.02	
9	2	2	<u>MAGNINI Filippo</u>	Feb 02 1982	Italy	0.76	23.39	<b>48.11</b> 24.72	1.06	
10	2	6	<u>WEBER-GALE Garrett</u>	Aug 06 1985	United States	0.69	23.01	<b>48.12</b> 25.11	1.07	
11	2	5	<u>HAYDEN Brent</u>	Oct 21 1983	Canada	0.76	23.29	<b>48.20</b> 24.91	1.15	
12	1	8	<u>GALENDI Christian</u>	Jan 18 1982	Italy	0.74	23.22	<b>48.47</b> 25.25	1.42	
13	1	1	<u>PERSSON Jonas</u>	Dec 15 1983	Sweden	0.75	23.30	<b>48.59</b> 25.29	1.54	
14	2	1	<u>GRECHIN Andrey</u>	Oct 21 1987	Russian Fed.	0.75	22.89	<b>48.71</b> 25.82	1.66	
15	1	7	<u>GILLOT Fabien</u>	Apr 27 1984	France	0.79	22.97	<b>49.00</b> 26.03	1.95	
16	2	8	<u>MEICHTRY Dominik</u>	Nov 18 1984	Switzerland	0.68	23.57	<b>49.58</b> 26.01	2.53	

Legend

WR - World Record      =WR - Equal World Record      OR - Olympic Record      =OR - Equal Olympic Record  
 AF - African Record      =AF - Equal African Record      AM - Americas Record      =AM - Equal Americas Record



COMPETITION INFORMATION

- Schedules & Results
- Medals
- Athletes & Teams
- Background
- Records

Home > Schedules & Results > Swimming > Men's 100m Freestyle Final



Swimming

## Results Men's 100m Freestyle Final

National Aquatics Center / Thu Aug 14 2008 / Start Time: 10:49

[News](#) [Photos](#) [Videos](#)

[Medals](#) [Reports](#)

	Record	Splits	Name	NOC	Location	Date
WR	47.05	22.44	SULLIVAN Eamon	AUS	Beijing (CHN)	Aug 13 2008
OR	47.05	22.44	SULLIVAN Eamon	AUS	Beijing (CHN)	Aug 13 2008

Event No: 16

Rank	Lane	Name	NOC	R.T.	50m	Time	Time Behind
	5	<u>BERNARD Alain</u>	FRA	0.74	(2) 22.53	<b>47.21</b> 24.68	
	4	SULLIVAN Eamon	AUS	0.67	(1) 22.48	<b>47.32</b> 24.84	0.11
	7	LEZAK Jason	USA	0.70	(=5) 22.86	<b>47.67</b> 24.81	0.46
	8	<u>CIELO FILHO Cesar</u>	BRA	0.68	(3) 22.74	<b>47.67</b> 24.93	0.46
	3	<u>van den HOOGENBAND Pieter</u>	NED	0.78	(8) 23.25	<b>47.75</b> 24.50	0.54
	1	FERNS Lyndon	RSA	0.66	(=5) 22.86	<b>48.04</b> 25.18	0.83
	6	TARGETT Matt	AUS	0.72	(7) 23.11	<b>48.20</b> 25.09	0.99
	2	<u>NYSTRAND Stefan</u>	SWE	0.75	(4) 22.84	<b>48.33</b> 25.49	1.12

Legend

OR - Olympic Record	=OR - Equal Olympic Record	WR - World Record	=WR - Equal World Record
R.T. - Reaction Time	O - Olympic record at intermediate distance	W - World record at intermediate distance	DNF - Did not Finish
DNS - Did not Start	DSQ - Disqualified	AF - African Record	=AF - Equal African Record
AM - Americas Record	=AM - Equal Americas Record	AS - Asian Record	=AS - Equal Asian Record
ER - European Record	=ER - Equal European Record	OC - Oceania Record	=OC - Equal Oceania Record



COMPETITION INFORMATION

Schedules & Results Medals Athletes & Teams Background Records

Schedules & Results > Swimming > Men's 200m Freestyle - Heats



Swimming

Results Summary  
Men's 200m Freestyle - Heats

National Aquatics Center / Sun Aug 10 2008 / Start Time: 18:54

News Photos Videos

Medals Reports

Record	Spplits	Name	NOC	Location	Date
WR 1:43.86	24.47 51.00 1:17.73	PHELPS Michael	USA	Melbourne (AUS)	Mar 27 2007
OR 1:44.71	24.81 51.04 1:17.92	THORPE Ian	AUS	Athens (GRE)	Aug 16 2004

Event No: 8

Rank	Heat	Lane	Name	Date of Birth	NOC	R.T.	50m	100m	150m	Time	Time Behind
1	8	2	MEICHTRY Dominik	Nov 18 1984	Switzerland	0.68	24.70	51.22 26.52	1:18.26 27.04	1:45.80 27.54	
2	6	4	BASSON Jean	Oct 05 1987	South Africa	0.68	25.35	52.75 27.40	1:19.66 26.91	1:46.31 26.65	0.51
3	6	2	HAYDEN Brent	Oct 21 1983	Canada	0.75	24.69	51.99 27.30	1:19.10 27.11	1:46.40 27.30	0.60
4	8	4	PHELPS Michael	Jun 30 1985	United States	0.73	25.81	52.78 26.97	1:19.81 27.03	1:46.48 26.67	0.68
5	6	3	RUSSELL Collin	Jul 02 1984	Canada	0.76	25.02	52.03 27.01	1:19.67 27.64	1:46.58 26.91	0.78
6	8	5	PARK Taehwan	Sep 27 1989	Korea	0.67	25.59	52.90 27.31	1:20.01 27.11	1:46.73 26.72	0.93
7	8	3	IZOTOV Danila	Oct 02 1991	Russian Fed.	0.78	25.61	53.01 27.40	1:20.04 27.03	1:46.80 26.76	1.00
8	8	7	OKUMURA Yoshifuro	May 09 1983	Japan	0.72	25.38	52.78 27.40	1:20.12 27.34	1:46.89 26.77	1.09
9	6	7	BREMBILLA Emiliano	Dec 21 1978	Italy	0.83	25.91	52.90 26.99	1:20.11 27.21	1:47.04 26.93	1.24
10	7	5	BIEDERMANN Paul	Aug 07 1986	Germany	0.86	25.72	53.23 27.51	1:20.48 27.25	1:47.09 26.61	1.29
11	8	6	DAVENPORT Ross	May 23 1984	Great Britain	0.72	25.52	52.83 27.31	1:20.44 26.61	1:47.13 26.69	1.33
12	7	4	VANDERKAAY Peter	Feb 12 1984	United States	0.73	25.58	52.95 27.37	1:20.43 27.48	1:47.39 26.96	1.59
13	6	5	LEVEAUX Amaury	Dec 02 1985	France	0.76	25.50	53.27 27.77	1:20.75 27.48	1:47.44 26.69	1.64
14	6	6	SPRENGER Nicholas	May 14 1985	Australia	0.84	25.44	52.77 27.33	1:20.37 27.60	1:47.64 27.27	1.84
15	5	6	SHAPIRA BAR-OR Nimrod	Apr 25 1989	Israel	0.78	26.06	53.45 27.39	1:20.78 27.33	1:47.78 27.00	1.98
16	8	1	KOLL Dominik	Dec 24 1984	Austria	0.83	25.62	52.74 27.12	1:20.08 27.34	1:47.81 27.73	2.01
17	7	7	RENWICK Robbie	Jul 21 1988	Great Britain	0.74	25.58	52.99 27.41	1:20.30 27.31	1:47.82 27.52	2.02
18	6	1	CASTRO Rodrigo	Dec 21 1978	Brazil	0.69	25.11	52.47	1:19.68	1:47.87	2.07



							27.36	27.21	28.19		
19	6	8	MELLOULI Oussama	Feb 16 1984	Tunisia	0.78	25.64	52.99 27.35	1:20.61 27.62	1:47.97 27.36	2.17
19	7	3	SUKHORUKOV Alexander	Feb 22 1988	Russian Fed.	0.78	25.33	52.27 26.94	1:20.18 27.91	1:47.97 27.79	2.17
21	5	5	TOWNSEND Darian	Aug 28 1984	South Africa	0.69	25.29	52.79 27.50	1:20.42 27.63	1:48.08 27.66	2.28
22	7	6	MONK Kenrick	Jan 01 1988	Australia	0.75	25.45	52.83 27.38	1:20.48 27.65	1:48.17 27.69	2.37
23	5	1	ADVENA Sergii	Aug 04 1984	Ukraine	0.84	25.29	52.64 27.35	1:20.34 27.70	1:48.18 27.84	2.38
24	5	4	UCHIDA Sho	Sep 28 1987	Japan	0.73	25.70	52.95 27.25	1:20.72 27.77	1:48.34 27.62	2.54
25	7	8	MILOSLAVSKIS Romans	Oct 17 1983	Latvia	0.82	26.14	53.48 27.34	1:20.57 27.09	1:48.41 27.84	2.61
26	5	2	FRASER Shaune	Mar 29 1988	Cayman Islands	0.71	25.13	52.79 27.66	1:20.86 28.07	1:48.60 27.74	2.80
27	4	4	KVALE Gard	May 06 1984	Norway	0.85	26.13	53.64 27.51	1:21.46 27.82	1:48.73 27.27	2.93
28	7	2	ROSOLINO Massimiliano	Jul 11 1978	Italy	0.84	26.16	53.45 27.29	1:20.87 27.42	1:48.76 27.89	2.96
29	5	3	ZISIMOS Andreas	Dec 31 1983	Greece	0.82	25.51	52.99 27.48	1:20.81 27.82	1:48.82 28.01	3.02
30	5	8	SURGELOOSE Glenn	Sep 04 1989	Belgium	0.74	25.50	53.14 27.64	1:20.99 27.85	1:48.92 27.93	3.12
31	4	7	RUD Jon Raahauge	Feb 11 1986	Denmark	0.74	25.78	53.04 27.26	1:20.93 27.89	1:48.96 28.03	3.16
32	3	5	PINI Ryan	Dec 10 1981	Papua N Guinea	0.76	25.07	53.17 28.10	1:21.33 28.16	1:49.04 27.71	3.24
33	7	1	ZHANG Enjian	Dec 12 1987	China	0.75	26.35	54.30 27.95	1:21.85 27.55	1:49.15 27.30	3.35
34	8	8	GASIOR Lukasz	Jan 14 1986	Poland	0.74	25.98	53.70 27.72	1:21.52 27.82	1:49.25 27.73	3.45
35	4	5	KOVACS Norbert	Feb 13 1988	Hungary	0.64	25.49	53.09 27.60	1:21.72 28.63	1:49.34 27.62	3.54
36	4	6	KUTSCHER Martin	Dec 09 1984	Uruguay	0.76	25.52	53.38 27.86	1:21.56 28.18	1:49.61 28.05	3.81
37	3	1	STRAGA Dominik	Jun 20 1988	Croatia	0.81	25.60	53.66 28.06	1:21.62 27.96	1:49.63 28.01	3.83
38	4	3	WIKSTROM Christoffer	Feb 02 1987	Sweden	0.91	26.13	53.65 27.52	1:21.82 28.17	1:49.84 28.02	4.04
39	5	7	VENANCIO Tiago	Jul 19 1987	Portugal	0.77	25.42	53.05 27.63	1:21.27 28.22	1:50.24 28.97	4.44
40	3	7	SILJEVSKI Radovan	Jul 17 1986	Serbia	0.75	26.09	53.88 27.79	1:22.21 28.33	1:50.25 28.04	4.45
41	2	6	TAY Bryan	Apr 13 1988	Singapore	0.62	25.86	53.94 28.08	1:22.30 28.36	1:50.41 28.11	4.61
42	3	3	ACUNA RODRIGUEZ Crox Ernesto	Jun 23 1990	Venezuela	0.78	25.79	53.75 27.96	1:21.92 28.17	1:50.52 28.60	4.72
43	3	2	GALOFRE Julio Cesar	Jul 27 1987	Colombia	0.72	26.02	54.00 27.98	1:22.44 28.44	1:50.62 28.18	4.82
44	3	6	BEGO Daniel	Sep 18 1989	Malaysia	0.65	26.02	54.14 28.12	1:22.54 28.40	1:50.92 28.38	5.12
45	2	5	SIDORKIN Vladimir	May 09 1986	Estonia	0.76	25.97	53.90 27.93	1:22.72 28.82	1:51.27 28.55	5.47
46	4	2	SVQBODA Kvetoslav	Aug 25 1982	Czech Republic	0.76	25.94	54.22 28.28	1:22.25 28.03	1:51.67 29.42	5.87
47	3	8	BINEVICIUS Saulius	Jan 23 1979	Lithuania	0.84	26.31	54.37 28.06	1:22.55 28.18	1:51.80 29.25	6.00
48	4	8	KHADE Virbhawal	Aug 29 1991	India	0.75	25.76	53.95 28.19	1:22.76 28.81	1:51.86 29.10	6.06
49	4	1	STACCHIOTTI Raphael	Mar 09 1992	Luxembourg	0.68	25.54	54.10	1:22.98	1:52.01	6.21

								28.56	28.88	29.03	
50	2	3	MONTOYA Mario	Aug 18 1989	Costa Rica	0.99	26.12	54.79	1:23.76	<b>1:52.19</b>	6.39
								28.67	28.97	28.43	
51	2	4	MEBAREK Maherz	Feb 12 1985	Algeria	0.77	26.15	54.86	1:23.98	<b>1:52.66</b>	6.86
								28.71	29.12	28.68	
52	2	2	DILMAN Artur	Aug 29 1990	Kazakhstan	0.86	26.27	54.58	1:23.64	<b>1:52.90</b>	7.10
								28.31	29.06	29.26	
53	1	4	REVISHVILI Irakli	Nov 03 1989	Georgia	0.77	26.50	55.01	1:24.21	<b>1:53.60</b>	7.80
								28.51	29.20	29.39	
54	2	1	NAZAROV Ibrahim	Apr 17 1988	Uzbekistan	0.90	26.60	55.33	1:25.11	<b>1:56.27</b>	10.47
								28.73	29.78	31.16	
55	1	3	RISTOVSKI Mihajlo	Mar 03 1983	FYR Macedonia	0.84	27.73	57.37	1:27.62	<b>1:57.45</b>	11.65
								29.64	30.25	29.83	
56	2	7	ZAHAROV Andrei	Oct 10 1975	Rep. of Moldova	0.86	27.03	55.90	1:26.47	<b>1:58.62</b>	12.82
								28.87	30.57	32.15	
57	1	5	NICOLINI Emanuele	Apr 20 1984	San Marino	0.72	27.99	57.04	1:27.82	<b>1:59.47</b>	13.67
								29.05	30.78	31.65	
	3	4	TURK Luka	Sep 09 1986	Slovenia					<b>DNS</b>	

Legend

WR - World Record	=WR - Equal World Record	OR - Olympic Record	=OR - Equal Olympic Record
AF - African Record	=AF - Equal African Record	AM - Americas Record	=AM - Equal Americas Record
AS - Asian Record	=AS - Equal Asian Record	ER - European Record	=ER - Equal European Record
OC - Oceania Record	=OC - Equal Oceania Record	R.T. - Reaction Time	DSQ - Disqualified
DNF - Did not Finish	DNS - Did not Start		

Latest News

- Natalie du Toit -- When taking part is more important than winning [2008-08-21]
- Men's Marathon 10km: Maarten van der Weijden surprises favorites [2008-08-21]
- Photos: Dutch swimmer wins Men's 10km Marathon Swimming gold [2008-08-21]
- Swimming Day 11 Preview: Men's Marathon 10km Dyatchin and Lurz to battle [2008-08-20]
- Women's Marathon 10km: Ilchenko wins gold in final flurry [2008-08-20]
- Photos: Ilchenko takes gold in Women's 10km Marathon Swimming [2008-08-20]
- Natalie du Toit ready to make Olympic history [2008-08-19]

Photos



Photos: Dutch swimmer wins Men's 10km Marathon Swimming gold



Photos: Ilchenko takes gold in Women's 10km Marathon Swimming



Swimming Review: Phelps takes greatest Olympic gold medal swag ever

[More >>](#)



Set as Homepage | Sailing 2008 | Equestrian 2008 | Preliminary site | BOBICO | Site Map | Contact | FAQ | RSS | IPv6  
Copyright The Beijing Organizing Committee for the Games of the XXIX Olympiad



The Official Website of the Beijing 2008 Olympic Games August 8-24, 2008

中文 Français

HOME

COMPETITION INFORMATION

- Schedules & Results
- Medals
- Athletes & Teams
- Background
- Records

Schedules & Results > Swimming > Men's 200m Freestyle Semifinals

News Photos Videos



## Results Summary Men's 200m Freestyle Semifinals

Swimming National Aquatics Center / Mon Aug 11 2008 / Start Time: 10:13

Medals Reports

Record	Splits	Name	NOC	Location	Date
WR 1:43.86	24.47 51.00 1:17.73	PHELPS Michael	USA	Melbourne (AUS)	Mar 27 2007
OR 1:44.71	24.81 51.04 1:17.92	THORPE Ian	AUS	Athens (GRE)	Aug 16 2004

Event No: 8

Rank	Heat	Lane	Name	Date of Birth	NOC	R.T.	50m	100m	150m	Time	Time Behind
1	2	7	<u>VANDERKAAAY Peter</u>	Feb 12 1984	United States	0.75	25.14	52.13 26.99	1:19.23 27.10	<b>1:45.76</b>	
2	2	3	<u>PARK Taehwan</u>	Sep 27 1989	Korea	0.68	25.35	52.13 26.78	1:19.38 27.25	<b>1:45.99</b>	0.23 AS
3	1	4	<u>BASSON Jean</u>	Oct 05 1987	South Africa	0.71	25.31	51.82 26.51	1:18.60 26.78	<b>1:46.13</b>	0.37
4	2	5	<u>PHELPS Michael</u>	Jun 30 1985	United States	0.74	25.53	52.35 26.02	1:19.41 27.06	<b>1:46.28</b>	0.52
5	2	2	<u>BIEDERMANN Paul</u>	Aug 07 1986	Germany	0.88	25.77	52.60 26.83	1:19.84 27.24	<b>1:46.41</b>	0.65
6	2	6	<u>OKUMURA Yoshihiro</u>	May 09 1983	Japan	0.74	25.47	52.92 27.45	1:19.81 26.89	<b>1:46.44</b>	0.68
7	2	4	<u>MEICHTRY Dominik</u>	Nov 18 1984	Switzerland	0.65	25.00	51.64 26.56	1:18.83 27.19	<b>1:46.54</b>	0.78
8	2	8	<u>RENWICK Robbie</u>	Jul 21 1988	Great Britain	0.76	25.39	52.66 27.27	1:19.96 27.30	<b>1:47.07</b>	1.31
9	1	3	<u>IZOTOV Danila</u>	Oct 02 1991	Russian Fed.	0.72	25.76	53.11 27.35	1:20.37 27.26	<b>1:47.24</b>	1.48
10	1	2	<u>DAVENPORT Ross</u>	May 23 1984	Great Britain	0.71	24.93	51.85 26.92	1:19.56 27.71	<b>1:47.35</b>	1.59
11	1	6	<u>BREMBILLA Emiliano</u>	Dec 21 1978	Italy	0.81	26.00	53.22 27.22	1:20.97 27.75	<b>1:47.70</b>	1.94
12	1	7	<u>SPRENGER Nicholas</u>	May 14 1985	Australia	0.86	25.31	52.24 26.93	1:20.04 27.80	<b>1:47.80</b>	2.04
13	1	1	<u>KOLL Dominik</u>	Dec 24 1984	Austria	0.80	25.42	52.33 26.91	1:20.08 27.75	<b>1:47.87</b>	2.11
14	1	5	<u>RUSSELL Colin</u>	Jul 02 1984	Canada	0.72	25.53	52.75 27.22	1:20.59 27.84	<b>1:48.13</b>	2.37
15	2	1	<u>SHAPIRA BAR-OR Nimrod</u>	Apr 25 1989	Israel	0.78	25.90	53.42 27.44	1:20.87 27.45	<b>1:48.16</b>	2.40
16	1	8	<u>CASTRO Rodrigo</u>	Dec 21 1978	Brazil	0.73	25.51	52.75 27.24	1:20.41 27.66	<b>1:48.71</b>	2.95

Legend

- WR - World Record
- =WR - Equal World Record
- OR - Olympic Record
- =OR - Equal Olympic Record
- AF - African Record
- =AF - Equal African Record
- AM - Americas Record
- =AM - Equal Americas Record



COMPETITION INFORMATION

- Schedules & Results
- Medals
- Athletes & Teams
- Background
- Records

» Schedules & Results » Swimming » Men's 200m Freestyle Final



## Results Men's 200m Freestyle Final

Swimming

National Aquatics Center / Tue Aug 12 2008 / Start Time: 10:16

[News](#) [Photos](#) [Videos](#)

[Medals](#) [Reports](#)

Record	Splits	Name	NOC	Location	Date
WR 1:43.86	24.47 51.00 1:17.73	PHELPS Michael	USA	Melbourne (AUS)	Mar 27 2007
OR 1:44.71	24.81 51.04 1:17.92	THORPE Ian	AUS	Athens (GRE)	Aug 16 2004

Event No: 8

Rank	Lane	Name	NOC	R.T.	50m	100m	150m	Time	Time Behind
1	6	PHELPS Michael	USA	0.73	(1) 24.31	(1) 50.29 25.98	(1) 1:16.84 26.55	<b>1:42.96</b> 26.12	WR
2	5	PARK Taehwan	KOR	0.67	(3) 24.91	(2) 51.54 26.63	(3) 1:18.68 27.14	<b>1:44.85</b> 26.17	1.89 AS
3	4	VANDERKAAY Peter	USA	0.75	(4) 24.97	(4) 51.67 26.70	(2) 1:18.61 26.94	<b>1:45.14</b> 26.53	2.18
4	3	BASSON Jean	RSA	0.69	(7) 25.39	(6) 52.21 26.82	(4) 1:18.94 26.73	<b>1:45.97</b> 27.03	3.01
5	2	BIEDERMANN Paul	GER	0.86	(8) 25.61	(7) 52.37 26.76	(6) 1:19.36 26.99	<b>1:46.00</b> 26.64	3.04
6	1	MEICHTRY Dominik	SUI	0.68	(2) 24.75	(3) 51.63 26.88	(5) 1:19.02 27.39	<b>1:46.95</b> 27.93	3.99
7	7	OKUMURA Yoshihiro	JPN	0.71	(6) 25.17	(8) 52.39 27.22	(8) 1:19.96 27.57	<b>1:47.14</b> 27.18	4.18
8	8	RENWICK Robbie	GBR	0.74	(5) 25.03	(5) 52.17 27.14	(7) 1:19.92 27.75	<b>1:47.47</b> 27.55	4.51

Legend

OR - Olympic Record	=OR - Equal Olympic Record	WR - World Record	=WR - Equal World Record
R.T. - Reaction Time	O - Olympic record at intermediate distance	W - World record at intermediate distance	DNF - Did not Finish
DNS - Did not Start	DSQ - Disqualified	AF - African Record	=AF - Equal African Record
AM - Americas Record	=AM - Equal Americas Record	AS - Asian Record	=AS - Equal Asian Record
ER - European Record	=ER - Equal European Record	OC - Oceania Record	=OC - Equal Oceania Record



COMPETITION INFORMATION

Schedules & Results

Medals

Athletes & Teams

Background

Records

Schedules & Results > Swimming > Men's 400m Freestyle - Heats

News Photos Videos



Swimming

Results Summary  
Men's 400m Freestyle - Heats












National Aquatics Center / Sat Aug 9 2008 / Start Time: 19:18

Medals Reports

Record	Splits	Name	NOC	Location	Date
WR 3:40.08	53.02 1:49.57 2:45.43	THORPE Ian	AUS	Manchester (GBR)	Jul 30 2002
OR 3:40.59	52.64 1:48.86 2:45.09	THORPE Ian	AUS	Sydney (AUS)	Sep 16 2000

Event No: 3

Rank	Heat	Lane	Name	Date of Birth	NOC	R.T.	Time	Time Behind
1	4	4	<u>JENSEN Larsen</u>	Sep 01 1985	United States	0.78	3:43.10	AM
	50m	26.25	100m 54.37 28.12	150m 1:22.64 28.27	200m 1:50.02 28.18	250m 2:19.10 28.28	300m 2:47.33 28.23	
	350m	3:15.54 28.21					27.56	
2	3	5	<u>ZHANG Lin</u>	Jan 06 1987	China	0.73	3:43.32	0.22 AS
	50m	26.51	100m 54.53 28.02	150m 1:23.41 28.88	200m 1:51.85 28.44	250m 2:20.38 28.53	300m 2:48.76 28.38	
	350m	3:16.85 28.09					26.47	
3	3	4	<u>PARK Taehwan</u>	Sep 27 1989	Korea	0.69	3:43.35	0.25
	50m	26.60	100m 54.46 27.86	150m 1:23.43 28.97	200m 1:51.92 28.49	250m 2:20.65 28.73	300m 2:48.80 28.15	
	350m	3:16.93 28.13					26.42	
4	4	6	<u>LOBINTSEV Nikita</u>	Nov 21 1988	Russian Fed.	0.80	3:43.45	0.35
	50m	25.91	100m 53.88 27.97	150m 1:22.31 28.43	200m 1:50.95 28.64	250m 2:19.29 28.34	300m 2:47.93 28.64	
	350m	3:16.35 28.42					27.10	
5	5	4	<u>HACKETT Grant</u>	May 09 1980	Australia	0.73	3:44.03	0.93
	50m	25.94	100m 54.02 28.08	150m 1:22.46 28.44	200m 1:51.14 28.68	250m 2:19.76 28.62	300m 2:48.55 28.79	
	350m	3:16.97 28.42					27.06	
6	5	5	<u>VANDERKAAJ Peter</u>	Feb 12 1984	United States	0.75	3:44.22	1.12
	50m	26.25	100m 54.49 28.24	150m 1:22.93 28.44	200m 1:51.65 28.72	250m 2:19.77 28.12	300m 2:48.25 28.48	
	350m	3:16.75 28.50					27.47	

7	4	5	<b>MELLOULI Oussama</b>	Feb 16 1984	 Tunisia	0.78	<b>3:44.54</b>	1.44
	50m	25.84	100m 54.23 28.39	150m 1:22.40 28.17	200m 1:50.94 28.54	250m 2:19.43 28.49	300m 2:48.29 28.86	
	350m	3:16.81 28.52					27.73	
8	5	3	<b>PRILUKOV Yuriy</b>	Jun 14 1984	 Russian Fed.	0.86	<b>3:44.82</b>	1.72
	50m	26.36	100m 54.38 28.02	150m 1:22.72 28.34	200m 1:51.24 28.52	250m 2:19.98 28.74	300m 2:48.71 28.73	
	350m	3:17.28 28.57					27.54	
9	5	2	<b>COCHRANE Ryan</b>	Oct 29 1988	 Canada	0.79	<b>3:44.85</b>	1.75
	50m	26.25	100m 54.35 28.10	150m 1:22.67 28.32	200m 1:51.24 28.57	250m 2:20.03 28.79	300m 2:48.79 28.76	
	350m	3:17.31 28.52					27.54	
10	3	2	<b>MATSUDA Takeshi</b>	Jun 23 1984	 Japan	0.79	<b>3:44.99</b>	1.89
	50m	26.25	100m 54.44 28.19	150m 1:22.99 28.55	200m 1:51.90 28.91	250m 2:20.29 28.39	300m 2:48.74 28.45	
	350m	3:17.03 28.29					27.96	
11	3	3	<b>COLBERTALDO Federico</b>	Oct 17 1988	 Italy	0.82	<b>3:45.28</b>	2.18
	50m	27.00	100m 55.24 28.24	150m 1:23.77 28.53	200m 1:52.32 28.55	250m 2:20.64 28.32	300m 2:49.04 28.40	
	350m	3:17.59 28.55					27.69	
12	4	8	<b>GLAESNER Mads</b>	Oct 18 1988	 Denmark	0.72	<b>3:45.38</b>	2.28
	50m	26.83	100m 55.40 28.57	150m 1:24.07 28.67	200m 1:52.59 28.52	250m 2:20.80 28.21	300m 2:49.12 28.32	
	350m	3:17.53 28.41					27.85	
13	4	3	<b>ROSOLINO Massimiliano</b>	Jul 11 1978	 Italy	0.92	<b>3:45.57</b>	2.47
	50m	26.62	100m 54.66 28.04	150m 1:22.71 28.05	200m 1:51.14 28.43	250m 2:19.44 28.30	300m 2:48.20 28.76	
	350m	3:16.77 28.57					28.80	
14	3	1	<b>ROSTOCHER Nicolas</b>	Feb 15 1981	 France	0.89	<b>3:47.15</b>	4.05
	50m	26.69	100m 55.07 28.38	150m 1:23.68 28.61	200m 1:52.54 28.86	250m 2:21.27 28.73	300m 2:50.20 28.93	
	350m	3:18.89 28.69					28.26	
15	5	7	<b>CARRY David</b>	Oct 08 1981	 Great Britain	0.69	<b>3:47.17</b>	4.07
	50m	26.31	100m 54.64 28.33	150m 1:23.59 28.95	200m 1:52.32 28.73	250m 2:21.17 28.85	300m 2:49.83 28.66	
	350m	3:18.68 28.85					28.49	
16	5	1	<b>FESENKO Sergiy</b>	Jun 05 1982	 Ukraine	0.87	<b>3:47.75</b>	4.65
	50m	26.46	100m 54.68 28.22	150m 1:23.14 28.46	200m 1:51.80 28.66	250m 2:20.72 28.92	300m 2:49.55 28.83	
	350m	3:18.78 29.23					28.97	
17	5	8	<b>COMAN Dragos Cristian</b>	Oct 16 1980	 Romania	0.85	<b>3:47.79</b>	4.69
	50m	26.75	100m 55.01	150m 1:23.89	200m 1:52.47	250m 2:21.18	300m 2:50.09	

			28.26	28.88	28.58	28.71	28.91		
			350m 3:19.02 28.93					28.77	
18	3	7	<b>BIEDERMANN Paul</b>		Aug 07 1986	Germany	0.85	<b>3:48.03</b>	4.93
			50m 25.98	100m 53.80 27.82	150m 1:22.96 29.16	200m 1:51.72 28.76	250m 2:21.31 29.59	300m 2:50.94 29.63	
			350m 3:20.32 29.38					27.71	
19	5	6	<b>STANČZYK Przemysław</b>		Feb 12 1985	Poland	0.82	<b>3:48.11</b>	5.01
			50m 26.82	100m 55.13 28.31	150m 1:23.66 28.53	200m 1:52.15 28.49	250m 2:20.90 28.75	300m 2:49.73 28.83	
			350m 3:18.99 29.26					29.12	
20	2	5	<b>BRANDL David</b>		Apr 19 1987	Austria	0.85	<b>3:48.63</b>	5.53
			50m 26.80	100m 55.21 28.41	150m 1:23.79 28.58	200m 1:52.91 29.12	250m 2:21.81 28.90	300m 2:50.87 29.06	
			350m 3:20.30 29.43					28.33	
21	3	8	<b>MILWAIN Dean</b>		Oct 18 1986	Great Britain	0.78	<b>3:48.77</b>	5.67
			50m 26.60	100m 54.99 28.39	150m 1:23.81 28.82	200m 1:52.50 28.69	250m 2:21.08 28.58	300m 2:50.12 29.04	
			350m 3:19.27 29.15					29.50	
22	4	7	<b>KORZENIOWSKI Paweł</b>		Jul 09 1985	Poland	0.80	<b>3:48.78</b>	5.68
			50m 26.53	100m 54.77 28.24	150m 1:23.43 28.66	200m 1:52.14 28.71	250m 2:21.21 29.07	300m 2:50.23 29.02	
			350m 3:19.86 29.63					28.92	
23	2	4	<b>RQUAVLT Sebastien</b>		Feb 24 1986	France	0.71	<b>3:48.84</b>	5.74
			50m 26.54	100m 54.91 28.37	150m 1:23.81 28.90	200m 1:52.87 29.06	250m 2:21.65 28.78	300m 2:50.80 29.15	
			350m 3:20.19 29.39					28.65	
24	2	3	<b>GIANNIOTIS Spyridon</b>		Feb 19 1980	Greece	0.87	<b>3:49.34</b>	6.24
			50m 26.96	100m 55.64 28.68	150m 1:24.48 28.84	200m 1:53.74 29.26	250m 2:22.80 29.06	300m 2:52.04 29.24	
			350m 3:20.95 28.91					28.39	
25	3	6	<b>STEVENS Craig</b>		Jul 23 1980	Australia	0.80	<b>3:50.22</b>	7.12
			50m 27.29	100m 56.19 28.90	150m 1:25.47 29.28	200m 1:54.48 29.01	250m 2:23.60 29.12	300m 2:52.70 29.10	
			350m 3:21.82 29.12					28.40	
26	1	5	<b>KVALØ Gard</b>		May 06 1984	Norway	0.79	<b>3:50.47</b>	7.37
			50m 27.02	100m 55.89 28.87	150m 1:25.18 29.29	200m 1:54.53 29.35	250m 2:24.06 29.53	300m 2:53.15 29.09	
			350m 3:22.07 28.92					28.40	
27	2	7	<b>MEICHTRY Dominik</b>		Nov 18 1984	Switzerland	0.68	<b>3:50.55</b>	7.45
			50m 26.38	100m 55.27 28.89	150m 1:24.19 28.92	200m 1:53.50 29.31	250m 2:22.78 29.28	300m 2:51.69 28.91	
			350m 3:21.14						

						29.45			
28	4	2	SUN Yang	Dec 01 1991	China	0.85	29.41	3:50.90	7.80
	50m	26.84	100m 55.51	150m 1:24.43	200m 1:53.53	250m 2:22.73	300m 2:52.47		
			28.67	28.92	29.10	29.20	29.74		
	350m	3:22.08							
		29.61							
29	4	1	KUBUSCH Christian	Apr 26 1988	Germany	0.86	28.82	3:52.73	9.63
	50m	26.66	100m 55.54	150m 1:24.76	200m 1:54.08	250m 2:23.52	300m 2:53.52		
			28.88	29.22	29.32	29.44	30.00		
	350m	3:23.61							
		30.09							
30	2	6	BASSON Jean	Oct 05 1987	South Africa	0.72	29.12	3:52.90	9.80
	50m	26.57	100m 55.07	150m 1:23.80	200m 1:52.72	250m 2:21.92	300m 2:51.58		
			28.50	28.73	28.92	29.20	29.66		
	350m	3:22.43							
		30.85							
31	1	4	TIRABASSI Daniele	Aug 16 1988	Venezuela	0.71	30.47	3:53.26	10.16
	50m	26.46	100m 55.21	150m 1:24.55	200m 1:54.39	250m 2:24.21	300m 2:54.21		
			28.75	29.34	29.84	29.82	30.00		
	350m	3:24.45							
		30.24							
32	2	8	GERCSAK Balazs	Oct 14 1986	Hungary	0.75	28.81	3:54.14	11.04
	50m	27.02	100m 55.94	150m 1:25.17	200m 1:54.88	250m 2:24.29	300m 2:54.43		
			28.92	29.23	29.71	29.41	30.14		
	350m	3:24.47							
		30.04							
33	1	3	SVOBODA Kvetoslav	Aug 25 1982	Czech Republic	0.86	29.67	3:56.54	13.44
	50m	26.54	100m 55.33	150m 1:24.62	200m 1:54.44	250m 2:23.89	300m 2:54.12		
			28.79	29.29	29.82	29.45	30.23		
	350m	3:25.05							
		30.93							
34	2	2	RUD Jon Raahauge	Feb 11 1986	Denmark	0.73	31.49	3:57.41	14.31
	50m	26.57	100m 55.28	150m 1:24.53	200m 1:54.23	250m 2:24.45	300m 2:55.20		
			28.71	29.25	29.70	30.22	30.75		
	350m	3:26.59							
		31.39							
35	1	6	PEREYRA Juan Martin	Aug 10 1980	Argentina	0.91	30.82	3:59.35	16.25
	50m	27.24	100m 56.87	150m 1:27.03	200m 1:56.75	250m 2:27.20	300m 2:57.94		
			29.63	30.16	29.72	30.45	30.74		
	350m	3:29.29							
		31.35							
36	1	2	RABOTA Dleg	Jun 12 1990	Kazakhstan	0.87	30.06	4:02.16	19.06
	50m	27.71	100m 57.65	150m 1:26.74	200m 1:56.66	250m 2:27.08	300m 2:58.28		
			29.94	29.09	29.92	30.42	31.20		
	350m	3:30.35							
		32.07							
	2	1	TURK Luka	Sep 09 1986	Slovenia		31.81	DNS	

## Legend

WR - World Record

=WR - Equal World Record

OR - Olympic Record

=OR - Equal Olympic Record

AF - African Record

=AF - Equal African Record

AM - Americas Record

=AM - Equal Americas Record





The Official Website of the Beijing 2008 Olympic Games August 8-24, 2008

français

HOME

COMPETITION INFORMATION

- Schedules & Results
- Medals
- Athletes & Teams
- Background
- Records

Schedules & Results > Swimming > Men's 400m Freestyle Final

News Photos Videos



## Results Men's 400m Freestyle Final







Swimming National Aquatics Center / Sun Aug 10 2008 / Start Time: 10:24

Medals Reports

Record	Splits	Name	NOC	Location	Date
WR 3:40.08	53.02 1:49.57 2:45.43	THORPE Ian	AUS	Manchester (GBR)	Jul 30 2002
OR 3:40.59	52.64 1:48.86 2:45.09	THORPE Ian	AUS	Sydney (AUS)	Sep 16 2000

Event No: 3

Rank	Lane	Name	NOC	R.T.	Time	Time Behind
	3	<u>PARK Tae-hwan</u>	KOR	0.69	3:41.86	AS
50m (4)	26.24	100m (2) 54.07	150m (1) 1:22.45	200m (1) 1:51.03	250m (1) 2:18.85	300m (1) 2:47.10
		27.83	28.38	28.58	27.82	28.25
350m (1)	3:14.79					27.07
	5	<u>ZHANG Lin</u>	CHN	0.74	3:42.44	0.58
50m (6)	26.35	100m (6) 54.73	150m (6) 1:23.42	200m (8) 1:52.12	250m (7) 2:20.58	300m (6) 2:48.38
		28.38	28.69	28.70	28.46	27.80
350m (6)	3:16.29					26.15
	4	<u>JENSEN Larsen</u>	USA	0.76	3:42.78	0.92 AM
50m (8)	26.59	100m (8) 54.86	150m (7) 1:23.44	200m (5) 1:51.91	250m (5) 2:20.10	300m (4) 2:48.07
		28.27	28.58	28.47	28.19	27.97
350m (2)	3:15.53					27.25
	7	<u>VANDERKAAY Peter</u>	USA	0.75	3:43.11	1.25
50m (5)	26.30	100m (5) 54.67	150m (4) 1:23.22	200m (4) 1:51.69	250m (4) 2:19.97	300m (5) 2:48.24
		28.37	28.55	28.47	28.28	28.27
350m (4)	3:16.16					26.95
	1	<u>MELLOULI Oussama</u>	TUN	0.77	3:43.45	1.59 AF
50m (2)	26.10	100m (3) 54.23	150m (3) 1:22.57	200m (3) 1:51.49	250m (3) 2:19.78	300m (3) 2:48.02
		28.13	28.34	28.92	28.29	28.24
350m (3)	3:16.10					27.35

28.08*									
	2	<b>HACKETT Grant</b>				AUS	0.76	<b>3:43.84</b>	1.98
50m (1)	25.82	100m (1)	53.97	150m (2)	1:22.48	200m (2)	1:51.07	250m (2)	2:19.47
								28.40	300m (2)
									2:48.00
		28.15		28.51		28.59			28.53
350m (5)	3:16.17								27.67
28.17									
	8	<b>PRILUKOV Yuriy</b>				RUS	0.79	<b>3:43.97</b>	2.11
50m (7)	26.49	100m (7)	54.84	150m (8)	1:23.54	200m (6)	1:52.07	250m (6)	2:20.49
								28.42	300m (7)
									2:48.74
		28.35		28.70		28.53			28.25
350m (7)	3:16.63								27.34
27.89									
	6	<b>LOBINTSEV Nikita</b>				RUS	0.81	<b>3:48.29</b>	6.43
50m (3)	26.22	100m (4)	54.62	150m (5)	1:23.26	200m (7)	1:52.09	250m (8)	2:20.76
								28.67	300m (8)
									2:49.82
		28.40		28.64		28.83			29.06
350m (8)	3:18.91								29.38
29.09									
<b>Legend</b>									
OR - Olympic Record	=OR - Equal Olympic Record	WR - World Record	=WR - Equal World Record						
R.T. - Reaction Time	O - Olympic record at intermediate distance	W - World record at intermediate distance	DNF - Did not Finish						
DNS - Did not Start	DSQ - Disqualified	AF - African Record	=AF - Equal African Record						
AM - Americas Record	=AM - Equal Americas Record	AS - Asian Record	=AS - Equal Asian Record						
ER - European Record	=ER - Equal European Record	OC - Oceania Record	=OC - Equal Oceania Record						

Latest News

- Natalie du Toit -- When taking part is more important than winning [2008-08-21]
- Men's Marathon 10km: Maarten van der Weijden surprises favorites [2008-08-21]
- Photos: Dutch swimmer wins Men's 10km Marathon Swimming gold [2008-08-21]
- Swimming Day 11 Preview: Men's Marathon 10km Dyatchin and Lurz to battle [2008-08-20]
- Women's Marathon 10km: Ilchenko wins gold in final flurry [2008-08-20]
- Photos: Ilchenko takes gold in Women's 10km Marathon Swimming [2008-08-20]
- Natalie du Toit ready to make Olympic history [2008-08-19]

Photos



Photos: Dutch swimmer wins Men's 10km Marathon Swimming gold



Photos: Ilchenko takes gold in Women's 10km Marathon Swimming



Swimming Review: Phelps takes greatest Olympic gold medal swag ever

[More >>](#)





The Official Website of the Beijing 2008 Olympic Games August 14-24, 2008

中文 Français

HOME

COMPETITION INFORMATION

- Schedules & Results
- Medals
- Athletes & Teams
- Background
- Records

Schedules & Results > Swimming > Men's 1500m Freestyle - Heats

News Photos Videos



Results Summary  
Men's 1500m Freestyle - Heats

National Aquatics Center / Fri Aug 15 2008 / Start Time: 18:57

Medals Reports

Record	Splits				Name	NOC	Location	Date
<b>WR</b> 14:34.56	54.19	1:52.45	2:51.29	3:50.18	HACKETT Grant	AUS	Fukuoka (JPN)	Jul 29 2001
	4:48.82	5:47.45	6:45.96	7:44.47				
	8:43.05	9:41.78	10:40.56	11:39.51				
	12:38.51	13:37.89						
<b>OR</b> 14:43.40	55.14	1:53.98	2:53.68	3:53.46	HACKETT Grant	AUS	Athens (GRE)	Aug 21 2004
	4:53.00	5:52.79	6:52.13	7:51.65				
	8:51.41	9:51.01	10:50.03	11:49.30				
	12:48.38	13:47.32						






Event No: 30

Rank	Heat	Lane	Name	Date of Birth	NOC	R.T.	Time	Time Behind	OR
1	5	5	<b>HACKETT Grant</b>	May 09 1980	Australia	0.78	14:38.92		OR
			50m 26.72	100m 55.82	150m 1:25.30	200m 1:54.43	250m 2:23.64	300m 2:52.76	
				29.10	29.48	29.13	29.21	29.12	
			350m 3:22.02	400m 3:51.29	450m 4:20.76	500m 4:50.12	550m 5:19.71	600m 5:49.21	
			29.26	29.27	29.47	29.36	29.59	29.50	
			650m 6:18.85	700m 6:48.28	750m 7:18.01	800m 7:47.55	850m 8:17.15	900m 8:46.77	
			29.64	29.43	29.73	29.54	29.60	29.62	
			950m 9:16.50	1000m 9:46.03	1050m 10:15.50	1100m 10:44.83	1150m 11:14.33	1200m 11:43.78	
			29.73	29.53	29.47	29.33	29.50	29.45	
			1250m 12:13.22	1300m 12:42.62	1350m 13:12.03	1400m 13:41.58	1450m 14:10.99		
			29.44	29.40	29.41	29.55	29.41	27.93	
2	3	5	<b>COCHRANE Ryan</b>	Oct 29 1988	Canada	0.82	14:40.84	1.92	AM
			50m 27.05	100m 56.31	150m 1:25.65	200m 1:55.14	250m 2:24.41	300m 2:53.51	
				29.26	29.34	29.49	29.27	29.10	
			350m 3:22.71	400m 3:51.86	450m 4:21.27	500m 4:50.44	550m 5:19.64	600m 5:48.95	
			29.20	29.15	29.41	29.17	29.20	29.31	
			650m 6:18.62	700m 6:48.04	750m 7:17.72	800m 7:47.11	850m 8:16.75	900m 8:46.41	
			29.67	29.42	29.68	29.39	29.64	29.66	
			950m 9:16.43	1000m 9:46.22	1050m 10:16.10	1100m 10:46.07	1150m 11:15.61	1200m 11:45.59	
			30.02	29.79	29.88	29.97	29.54	29.98	
			1250m 12:15.41	1300m 12:45.06	1350m 13:14.61	1400m 13:44.55	1450m 14:13.63		
			29.82	29.65	29.55	29.94	29.08	27.21	
3	3	4	<b>PRILUKOV Yuriy</b>	Jun 14 1984	Russian Fed.	0.83	14:41.13	2.21	ER
			50m 27.41	100m 56.73	150m 1:26.22	200m 1:55.66	250m 2:25.14	300m 2:54.35	
				29.32	29.49	29.44	29.48	29.21	
			350m 3:23.66	400m 3:52.84	450m 4:22.20	500m 4:51.50	550m 5:20.83	600m 5:50.11	

	29.31	29.18	29.36	29.30	29.33	29.28			
650m	6:19.53	700m 6:48.73	750m 7:18.21	800m 7:47.79	850m 8:17.46	900m 8:46.97			
	29.42	29.20	29.48	29.58	29.67	29.51			
950m	9:16.57	1000m 9:46.34	1050m 10:16.10	1100m 10:46.01	1150m 11:15.77	1200m 11:45.59			
	29.60	29.77	29.76	29.91	29.76	29.82			
1250m	12:15.34	1300m 12:45.21	1350m 13:14.93	1400m 13:44.78	1450m 14:13.95				
	29.75	29.87	29.72	29.85	29.17			27.18	
4	5	6	<b>ZHANG Lin</b>	Jan 06 1987	China	0.81	<b>14:45.84</b>	6.92	AS
	50m 26.93	100m 55.91	150m 1:25.41	200m 1:54.74	250m 2:24.11	300m 2:53.44			
		28.98	29.50	29.33	29.37	29.33			
350m	3:22.71	400m 3:52.12	450m 4:21.45	500m 4:50.98	550m 5:20.20	600m 5:49.61			
	29.27	29.41	29.33	29.53	29.22	29.41			
650m	6:19.12	700m 6:48.75	750m 7:18.43	800m 7:48.22	850m 8:17.74	900m 8:47.57			
	29.51	29.63	29.68	29.79	29.52	29.63			
950m	9:17.50	1000m 9:47.60	1050m 10:17.52	1100m 10:47.37	1150m 11:17.29	1200m 11:47.13			
	29.93	30.10	29.92	29.85	29.92	29.84			
1250m	12:16.92	1300m 12:46.91	1350m 13:17.14	1400m 13:47.25	1450m 14:17.19				
	29.79	29.99	30.23	30.11	29.94			28.65	
5	3	3	<b>DAVIES David</b>	Mar 03 1985	Great Britain	0.89	<b>14:46.11</b>	7.19	
	50m 27.31	100m 56.69	150m 1:26.67	200m 1:56.20	250m 2:25.72	300m 2:55.21			
		29.38	29.98	29.53	29.52	29.49			
350m	3:24.49	400m 3:53.98	450m 4:23.41	500m 4:53.13	550m 5:22.52	600m 5:52.29			
	29.28	29.49	29.43	29.72	29.39	29.77			
650m	6:21.92	700m 6:51.63	750m 7:21.19	800m 7:50.94	850m 8:20.79	900m 8:50.38			
	29.63	29.71	29.56	29.75	29.85	29.59			
950m	9:20.14	1000m 9:49.85	1050m 10:19.53	1100m 10:49.51	1150m 11:19.34	1200m 11:49.08			
	29.76	29.71	29.68	29.98	29.63	29.74			
1250m	12:19.10	1300m 12:48.98	1350m 13:18.74	1400m 13:48.22	1450m 14:17.65				
	30.02	29.88	29.76	29.48	29.43			28.46	
6	4	6	<b>MELLOULI Oussama</b>	Feb 16 1984	Tunisia	0.83	<b>14:47.76</b>	8.84	AF
	50m 27.52	100m 57.36	150m 1:27.11	200m 1:56.76	250m 2:26.54	300m 2:56.39			
		29.84	29.75	29.65	29.78	29.85			
350m	3:26.13	400m 3:55.70	450m 4:25.65	500m 4:55.27	550m 5:25.12	600m 5:54.98			
	29.74	29.57	29.95	29.62	29.85	29.86			
650m	6:24.88	700m 6:54.70	750m 7:24.51	800m 7:54.22	850m 8:24.07	900m 8:53.75			
	29.90	29.82	29.81	29.71	29.85	29.68			
950m	9:23.26	1000m 9:52.99	1050m 10:22.51	1100m 10:51.99	1150m 11:21.71	1200m 11:51.43			
	29.51	29.73	29.52	29.48	29.72	29.72			
1250m	12:21.07	1300m 12:50.89	1350m 13:20.55	1400m 13:50.63	1450m 14:19.54				
	29.64	29.82	29.66	30.08	28.91			28.22	
7	4	2	<b>SUN Yang</b>	Dec 01 1991	China	0.84	<b>14:48.39</b>	9.47	
	50m 28.00	100m 57.96	150m 1:28.00	200m 1:57.77	250m 2:27.61	300m 2:57.41			
		29.96	30.04	29.77	29.84	29.80			
350m	3:27.11	400m 3:56.69	450m 4:26.31	500m 4:55.90	550m 5:25.57	600m 5:55.14			
	29.70	29.58	29.62	29.59	29.67	29.57			
650m	6:24.92	700m 6:54.66	750m 7:24.51	800m 7:54.18	850m 8:24.03	900m 8:53.92			
	29.78	29.74	29.85	29.67	29.85	29.69			
950m	9:23.65	1000m 9:53.17	1050m 10:22.92	1100m 10:52.49	1150m 11:22.38	1200m 11:52.11			
	29.73	29.52	29.75	29.57	29.89	29.73			
1250m	12:21.91	1300m 12:51.91	1350m 13:22.10	1400m 13:51.98	1450m 14:21.28				
	29.80	30.00	30.19	29.88	29.30			27.11	
8	5	3	<b>JENSEN Larsen</b>	Sep 01 1985	United States	0.76	<b>14:49.53</b>	10.61	
	50m 27.31	100m 56.58	150m 1:26.06	200m 1:55.49	250m 2:25.15	300m 2:54.75			
		29.27	29.48	29.43	29.66	29.60			
350m	3:24.40	400m 3:54.24	450m 4:23.84	500m 4:53.65	550m 5:23.45	600m 5:53.59			
	29.65	29.84	29.60	29.81	29.80	30.14			
650m	6:23.50	700m 6:53.80	750m 7:23.99	800m 7:54.07	850m 8:23.74	900m 8:53.73			
	29.91	30.30	30.19	30.08	29.67	29.99			
950m	9:23.55	1000m 9:53.30	1050m 10:23.16	1100m 10:53.12	1150m 11:23.00	1200m 11:53.14			






	29.82	29.75	29.86	29.96	29.88	30.14		
1250m	12:23.06	1300m 12:53.10	1350m 13:22.63	1400m 13:52.36	1450m 14:21.16			
	29.92	30.04	29.53	29.73	28.80		28.37	
9	4	4	<b>SAWRYMOWICZ Mateusz</b>	Apr 22 1987	Poland	0.83	<b>14:50.30</b>	11.38
	50m 28.21	100m 58.12	150m 1:27.89	200m 1:57.61	250m 2:27.23	300m 2:57.04		
		29.91	29.77	29.72	29.62	29.81		
350m	3:26.79	400m 3:56.54	450m 4:26.16	500m 4:55.72	550m 5:25.33	600m 5:55.29		
	29.75	29.75	29.62	29.56	29.61	29.96		
650m	6:25.09	700m 6:54.82	750m 7:24.59	800m 7:54.47	850m 8:24.29	900m 8:54.15		
	29.80	29.73	29.77	29.88	29.82	29.86		
950m	9:23.80	1000m 9:53.64	1050m 10:23.57	1100m 10:53.44	1150m 11:23.33	1200m 11:53.19		
	29.65	29.84	29.93	29.87	29.89	29.86		
1250m	12:22.96	1300m 12:52.90	1350m 13:22.75	1400m 13:52.72	1450m 14:21.92			
	29.77	29.94	29.85	29.97	29.20		28.38	
10	4	5	<b>COLBERTALDO Federico</b>	Oct 17 1988	Italy	0.74	<b>14:51.44</b>	12.52
	50m 27.65	100m 57.20	150m 1:26.65	200m 1:56.36	250m 2:26.03	300m 2:55.87		
		29.55	29.45	29.71	29.67	29.84		
350m	3:25.50	400m 3:55.44	450m 4:25.15	500m 4:55.09	550m 5:25.00	600m 5:55.09		
	29.63	29.94	29.71	29.94	29.91	30.09		
650m	6:25.17	700m 6:55.10	750m 7:25.03	800m 7:54.89	850m 8:24.83	900m 8:54.60		
	30.08	29.93	29.93	29.86	29.94	29.77		
950m	9:24.32	1000m 9:54.27	1050m 10:23.99	1100m 10:54.01	1150m 11:23.90	1200m 11:53.78		
	29.72	29.95	29.72	30.02	29.89	29.88		
1250m	12:23.63	1300m 12:53.71	1350m 13:23.76	1400m 13:54.05	1450m 14:23.42			
	29.85	30.08	30.05	30.29	29.37		28.02	
11	5	4	<b>VANDERKAAAY Peter</b>	Feb 12 1984	United States	0.78	<b>14:52.11</b>	13.19
	50m 27.11	100m 56.32	150m 1:25.82	200m 1:55.47	250m 2:24.93	300m 2:54.62		
		29.21	29.50	29.65	29.46	29.69		
350m	3:24.21	400m 3:54.06	450m 4:23.80	500m 4:53.71	550m 5:23.43	600m 5:53.53		
	29.59	29.85	29.74	29.91	29.72	30.10		
650m	6:23.34	700m 6:53.29	750m 7:22.97	800m 7:52.85	850m 8:22.50	900m 8:52.75		
	29.81	29.95	29.68	29.88	29.65	30.25		
950m	9:22.62	1000m 9:52.83	1050m 10:22.87	1100m 10:53.19	1150m 11:23.22	1200m 11:53.47		
	29.87	30.21	30.04	30.32	30.03	30.25		
1250m	12:23.86	1300m 12:53.80	1350m 13:23.48	1400m 13:53.51	1450m 14:23.15			
	30.39	29.94	29.68	30.03	29.64		28.96	
12	5	1	<b>GIANNIOTIS Spyridon</b>	Feb 19 1980	Greece	0.82	<b>14:53.32</b>	14.40
	50m 27.66	100m 57.84	150m 1:28.13	200m 1:58.09	250m 2:27.96	300m 2:57.70		
		30.18	30.29	29.96	29.87	29.74		
350m	3:27.71	400m 3:57.41	450m 4:27.06	500m 4:56.47	550m 5:26.23	600m 5:55.94		
	30.01	29.70	29.65	29.41	29.76	29.71		
650m	6:25.77	700m 6:55.54	750m 7:25.73	800m 7:55.67	850m 8:25.53	900m 8:55.47		
	29.83	29.77	30.19	29.94	29.86	29.94		
950m	9:25.69	1000m 9:55.72	1050m 10:26.02	1100m 10:56.03	1150m 11:26.30	1200m 11:56.29		
	30.22	30.03	30.30	30.01	30.27	29.99		
1250m	12:26.34	1300m 12:56.29	1350m 13:26.06	1400m 13:55.99	1450m 14:25.55			
	30.05	29.95	29.77	29.93	29.56		27.77	
13	2	3	<b>ROSTOUCHER Nicolas</b>	Feb 15 1981	France	0.96	<b>15:00.58</b>	21.66
	50m 28.25	100m 57.92	150m 1:27.86	200m 1:57.94	250m 2:27.77	300m 2:57.85		
		29.67	29.94	30.08	29.83	30.08		
350m	3:27.91	400m 3:58.21	450m 4:28.39	500m 4:58.77	550m 5:29.25	600m 5:59.61		
	30.06	30.30	30.18	30.38	30.48	30.36		
650m	6:29.34	700m 7:00.20	750m 7:30.34	800m 8:00.61	850m 8:30.92	900m 9:01.06		
	30.23	30.36	30.14	30.27	30.31	30.14		
950m	9:31.38	1000m 10:01.87	1050m 10:31.89	1100m 11:01.79	1150m 11:31.82	1200m 12:02.17		
	30.32	30.49	30.02	29.90	30.03	30.35		
1250m	12:32.38	1300m 13:02.84	1350m 13:33.20	1400m 14:03.12	1450m 14:32.22			
	30.21	30.46	30.36	29.92	29.10		28.36	
14	2	5	<b>GLAESNER Mads</b>	Oct 18 1968	Denmark	0.71	<b>15:03.33</b>	24.41

	50m 27.07	100m 56.17 29.10	150m 1:25.58 29.41	200m 1:54.98 29.40	250m 2:24.90 29.92	300m 2:54.78 29.88		
	350m 3:25.08 30.30	400m 3:55.15 30.08	450m 4:25.36 30.20	500m 4:55.58 30.22	550m 5:25.87 30.29	600m 5:56.46 30.59		
	650m 6:27.19 30.73	700m 6:57.66 30.47	750m 7:28.47 30.81	800m 7:59.12 30.65	850m 8:29.81 30.69	900m 9:00.35 30.54		
	950m 9:31.10 30.75	1000m 10:01.70 30.60	1050m 10:32.53 30.83	1100m 11:02.81 30.28	1150m 11:33.60 30.79	1200m 12:04.25 30.65		
	1250m 12:35.04 30.79	1300m 13:05.70 30.66	1350m 13:36.29 30.59	1400m 14:06.65 30.36	1450m 14:35.77 29.12		27.56	
15	4	3	<b>STEVENS Craig</b>	Jul 23 1980	Australia	0.80	<b>15:04.82</b>	25.90
	50m 28.27	100m 58.22 29.95	150m 1:28.28 30.06	200m 1:58.31 30.03	250m 2:27.83 29.52	300m 2:57.67 29.84		
	350m 3:27.22 29.55	400m 3:56.94 29.72	450m 4:26.58 29.64	500m 4:56.25 29.67	550m 5:25.96 29.71	600m 5:55.77 29.81		
	650m 6:25.56 29.79	700m 6:55.45 29.89	750m 7:25.18 29.73	800m 7:55.24 30.06	850m 8:25.39 30.15	900m 8:55.65 30.26		
	950m 9:26.01 30.36	1000m 9:56.41 30.40	1050m 10:26.70 30.29	1100m 10:57.23 30.53	1150m 11:27.83 30.60	1200m 11:58.55 30.72		
	1250m 12:29.43 30.89	1300m 13:00.35 30.92	1350m 13:31.49 31.14	1400m 14:02.40 30.91	1450m 14:33.71 31.31		31.11	
16	3	6	<b>PARK Taehwan</b>	Sep 27 1989	Korea	0.66	<b>15:05.55</b>	26.63
	50m 27.41	100m 57.03 29.62	150m 1:26.41 29.38	200m 1:56.07 29.66	250m 2:25.42 29.35	300m 2:54.90 29.48		
	350m 3:24.17 29.27	400m 3:53.74 29.57	450m 4:22.97 29.23	500m 4:52.70 29.73	550m 5:22.21 29.51	600m 5:52.15 29.94		
	650m 6:21.94 29.79	700m 6:52.17 30.23	750m 7:22.23 30.06	800m 7:53.04 30.81	850m 8:23.25 30.21	900m 8:54.43 31.18		
	950m 9:24.86 30.43	1000m 9:56.29 31.43	1050m 10:26.73 30.44	1100m 10:57.96 31.23	1150m 11:28.57 30.61	1200m 12:00.04 31.47		
	1250m 12:30.89 30.85	1300m 13:02.39 31.50	1350m 13:33.32 30.93	1400m 14:05.11 31.79	1450m 14:35.71 30.60		29.84	
17	4	7	<b>PIZZETTI Samuel</b>	Oct 16 1986	Italy	0.92	<b>15:07.02</b>	28.10
	50m 28.02	100m 57.91 29.89	150m 1:28.29 30.38	200m 1:58.46 30.17	250m 2:27.98 29.52	300m 2:57.67 29.69		
	350m 3:27.77 30.10	400m 3:58.11 30.34	450m 4:28.09 29.98	500m 4:58.44 30.35	550m 5:28.29 29.85	600m 5:58.26 29.97		
	650m 6:28.42 30.16	700m 6:58.59 30.17	750m 7:28.88 30.29	800m 7:59.23 30.35	850m 8:29.38 30.15	900m 8:59.80 30.42		
	950m 9:30.34 30.54	1000m 10:01.25 30.91	1050m 10:32.06 30.81	1100m 11:02.63 30.57	1150m 11:33.40 30.77	1200m 12:04.37 30.97		
	1250m 12:35.36 30.99	1300m 13:06.05 30.69	1350m 13:36.64 30.59	1400m 14:07.55 30.91	1450m 14:37.88 30.33		29.14	
18	3	7	<b>MATSUDA Takeshi</b>	Jun 23 1984	Japan	0.75	<b>15:09.17</b>	30.25
	50m 27.58	100m 57.35 29.77	150m 1:27.09 29.74	200m 1:56.70 29.61	250m 2:26.27 29.57	300m 2:55.88 29.61		
	350m 3:25.67 29.79	400m 3:55.55 29.88	450m 4:25.50 29.95	500m 4:55.55 30.05	550m 5:25.80 30.25	600m 5:55.66 29.86		
	650m 6:25.98 30.32	700m 6:56.39 30.41	750m 7:26.97 30.58	800m 7:57.64 30.67	850m 8:28.34 30.70	900m 8:59.32 30.98		
	950m 9:30.18 30.86	1000m 10:01.09 30.91	1050m 10:32.15 31.06	1100m 11:03.09 30.94	1150m 11:34.34 31.25	1200m 12:05.41 31.07		
	1250m 12:36.41 31.00	1300m 13:07.64 31.23	1350m 13:39.00 31.36	1400m 14:09.97 30.97	1450m 14:39.92 29.95		29.25	
19	5	8	<b>KIS Gergo</b>	Jan 19 1985	Hungary	0.88	<b>15:09.67</b>	30.75
	50m 27.90	100m 57.65 29.75	150m 1:27.00 29.35	200m 1:55.89 28.89	250m 2:24.86 28.97	300m 2:55.16 30.30		
	350m 3:25.15 29.99	400m 3:55.61 30.46	450m 4:26.62 31.01	500m 4:57.14 30.52	550m 5:28.17 31.03	600m 5:59.57 31.40		

	650m 6:30.00 30.43	700m 7:00.72 30.72	750m 7:31.21 30.49	800m 8:02.24 31.03	850m 8:33.32 31.08	900m 9:03.95 30.63			
	950m 9:34.48 30.53	1000m 10:05.48 31.00	1050m 10:36.48 31.00	1100m 11:07.52 31.04	1150m 11:38.62 31.10	1200m 12:09.61 30.99			
	1250m 12:40.34 30.73	1300m 13:11.05 30.71	1350m 13:41.64 30.59	1400m 14:12.24 30.60	1450m 14:41.40 29.16		28.27		
20	2	2	VANGENEUGDEN, Tom		Jan 31 1983	 Belgium	0.90	15:11.04	32.12
	50m 28.49	100m 58.66 30.17	150m 1:28.86 30.20	200m 1:59.33 30.47	250m 2:29.53 30.20	300m 2:59.98 30.45			
	350m 3:30.44 30.46	400m 4:00.87 30.43	450m 4:31.21 30.34	500m 5:01.53 30.32	550m 5:32.04 30.51	600m 6:02.58 30.54			
	650m 6:33.34 30.76	700m 7:03.75 30.41	750m 7:34.39 30.64	800m 8:05.04 30.65	850m 8:35.76 30.72	900m 9:06.38 30.62			
	950m 9:37.18 30.80	1000m 10:07.84 30.66	1050m 10:38.44 30.60	1100m 11:09.16 30.72	1150m 11:39.69 30.53	1200m 12:10.22 30.53			
	1250m 12:40.86 30.64	1300m 13:11.45 30.59	1350m 13:42.07 30.62	1400m 14:12.68 30.61	1450m 14:42.76 30.08		28.28		
21	1	5	JANISTYN Florian		Apr 22 1988	 Austria	0.91	15:12.46	33.54
	50m 28.96	100m 59.72 30.76	150m 1:30.09 30.37	200m 2:00.36 30.27	250m 2:30.92 30.56	300m 3:01.33 30.41			
	350m 3:31.88 30.55	400m 4:01.96 30.08	450m 4:32.81 30.85	500m 5:03.25 30.44	550m 5:33.02 29.77	600m 6:03.02 30.00			
	650m 6:33.35 30.33	700m 7:03.77 30.42	750m 7:34.18 30.41	800m 8:04.79 30.61	850m 8:35.36 30.57	900m 9:05.67 30.31			
	950m 9:36.37 30.70	1000m 10:06.69 30.32	1050m 10:37.27 30.58	1100m 11:07.77 30.50	1150m 11:38.96 31.19	1200m 12:09.64 30.68			
	1250m 12:40.91 31.27	1300m 13:11.46 30.55	1350m 13:42.16 30.70	1400m 14:12.69 30.53	1450m 14:43.17 30.48		29.29		
22	5	7	PRINSLOO, Troy		Nov 16 1985	 South Africa	0.79	15:12.64	33.72
	50m 28.15	100m 57.72 29.57	150m 1:27.55 29.83	200m 1:57.40 29.85	250m 2:27.43 30.03	300m 2:57.35 29.92			
	350m 3:27.45 30.10	400m 3:57.68 30.23	450m 4:28.03 30.35	500m 4:58.42 30.39	550m 5:28.78 30.36	600m 5:59.22 30.44			
	650m 6:29.64 30.42	700m 7:00.26 30.62	750m 7:31.09 30.83	800m 8:01.93 30.84	850m 8:32.87 30.94	900m 9:03.55 30.68			
	950m 9:34.28 30.73	1000m 10:05.08 30.80	1050m 10:36.04 30.96	1100m 11:07.04 31.00	1150m 11:38.23 31.19	1200m 12:09.15 30.92			
	1250m 12:40.24 31.09	1300m 13:11.32 31.08	1350m 13:41.97 30.65	1400m 14:12.89 30.92	1450m 14:43.35 30.46		29.29		
23	3	1	FESENKO, Sergiy		Jun 05 1982	 Ukraine	0.92	15:13.03	34.11
	50m 28.47	100m 58.74 30.27	150m 1:28.82 30.08	200m 1:58.92 30.10	250m 2:28.74 29.82	300m 2:58.50 29.76			
	350m 3:28.62 30.12	400m 3:58.69 30.07	450m 4:29.05 30.36	500m 4:59.46 30.41	550m 5:29.62 30.16	600m 6:00.38 30.76			
	650m 6:31.06 30.68	700m 7:01.91 30.85	750m 7:33.15 31.24	800m 8:03.89 30.74	850m 8:34.55 30.66	900m 9:05.76 31.21			
	950m 9:37.12 31.36	1000m 10:08.03 30.91	1050m 10:38.77 30.74	1100m 11:09.32 30.55	1150m 11:40.41 31.09	1200m 12:10.68 30.27			
	1250m 12:41.68 31.00	1300m 13:12.02 30.34	1350m 13:43.03 31.01	1400m 14:13.18 30.15	1450m 14:43.89 30.71		29.14		
24	2	4	HRENIAK, Maciej		May 03 1989	 Poland	0.75	15:16.16	37.24
	50m 28.21	100m 58.37 30.16	150m 1:28.71 30.34	200m 1:58.78 30.07	250m 2:29.39 30.61	300m 2:59.76 30.37			
	350m 3:30.54 30.78	400m 4:00.94 30.40	450m 4:31.59 30.65	500m 5:02.09 30.50	550m 5:32.56 30.47	600m 6:03.05 30.49			
	650m 6:33.69 30.64	700m 7:04.27 30.58	750m 7:34.82 30.55	800m 8:05.29 30.47	850m 8:36.35 31.06	900m 9:07.03 30.68			
	950m 9:37.76 30.73	1000m 10:08.55 30.79	1050m 10:39.55 31.00	1100m 11:10.26 30.71	1150m 11:41.29 31.03	1200m 12:12.31 31.02			

1250m 12:43.38 31.07	1300m 13:14.52 31.14	1350m 13:45.66 31.14	1400m 14:16.65 30.99	1450m 14:47.29 30.64							28.87	
<b>25</b>	<b>3</b>	<b>8</b>	<b>CHARLESWORTH Richard</b>	<b>Oct 26 1988</b>	<b>GB</b> Great Britain	<b>0.80</b>	<b>15:17.27</b>	<b>38.35</b>				
50m 27.75	100m 57.48 29.73	150m 1:27.68 30.20	200m 1:57.91 30.23	250m 2:28.20 30.29	300m 2:58.57 30.37							
350m 3:29.07 30.50	400m 3:59.62 30.55	450m 4:30.21 30.59	500m 5:00.87 30.66	550m 5:31.48 30.61	600m 6:02.26 30.78							
650m 6:33.07 30.81	700m 7:03.93 30.86	750m 7:34.83 30.90	800m 8:05.67 30.84	850m 8:36.46 30.79	900m 9:07.27 30.81							
950m 9:38.14 30.87	1000m 10:09.06 30.92	1050m 10:40.17 31.11	1100m 11:11.13 30.96	1150m 11:42.14 31.01	1200m 12:13.10 30.96							
1250m 12:44.04 30.94	1300m 13:15.05 31.01	1350m 13:46.16 31.11	1400m 14:17.27 31.11	1450m 14:47.82 30.55							29.45	
<b>26</b>	<b>4</b>	<b>8</b>	<b>RIVERA Marco</b>	<b>Apr 20 1983</b>	<b>ES</b> Spain	<b>0.88</b>	<b>15:18.98</b>	<b>40.06</b>				
50m 27.82	100m 57.67 29.85	150m 1:27.67 30.00	200m 1:57.82 30.15	250m 2:28.16 30.34	300m 2:58.49 30.33							
350m 3:28.67 30.18	400m 3:59.22 30.55	450m 4:29.54 30.32	500m 4:59.99 30.45	550m 5:30.32 30.33	600m 6:01.03 30.71							
650m 6:31.54 30.51	700m 7:02.31 30.77	750m 7:32.91 30.60	800m 8:03.77 30.86	850m 8:34.50 30.73	900m 9:05.56 31.06							
950m 9:36.59 31.03	1000m 10:07.81 31.22	1050m 10:38.99 31.18	1100m 11:10.27 31.28	1150m 11:41.30 31.03	1200m 12:12.62 31.32							
1250m 12:44.06 31.44	1300m 13:15.34 31.28	1350m 13:46.49 31.15	1400m 14:17.89 31.40	1450m 14:49.01 31.12							29.97	
<b>27</b>	<b>3</b>	<b>2</b>	<b>ROUAULT Sebastien</b>	<b>Feb 24 1986</b>	<b>FR</b> France	<b>0.76</b>	<b>15:21.14</b>	<b>42.22</b>				
50m 28.19	100m 58.33 30.14	150m 1:28.16 29.83	200m 1:58.05 29.89	250m 2:27.62 29.57	300m 2:57.49 29.87							
350m 3:27.50 30.09	400m 3:57.37 29.79	450m 4:27.97 30.60	500m 4:58.20 30.23	550m 5:28.61 30.41	600m 5:59.38 30.77							
650m 6:30.47 31.09	700m 7:01.66 31.19	750m 7:33.01 31.35	800m 8:04.07 31.06	850m 8:34.26 30.19	900m 9:05.58 31.32							
950m 9:36.84 31.26	1000m 10:08.24 31.40	1050m 10:39.62 31.38	1100m 11:10.67 31.05	1150m 11:42.21 31.54	1200m 12:13.30 31.09							
1250m 12:45.10 31.80	1300m 13:16.34 31.24	1350m 13:47.92 31.58	1400m 14:19.66 31.74	1450m 14:49.95 30.29							31.19	
<b>28</b>	<b>2</b>	<b>1</b>	<b>COMAN Dragoș Cristian</b>	<b>Oct 16 1980</b>	<b>RO</b> Romania	<b>0.90</b>	<b>15:24.05</b>	<b>45.13</b>				
50m 28.76	100m 58.75 29.99	150m 1:29.03 30.28	200m 1:59.28 30.25	250m 2:29.58 30.30	300m 3:00.21 30.63							
350m 3:30.47 30.26	400m 4:01.08 30.61	450m 4:31.83 30.75	500m 5:02.35 30.52	550m 5:33.10 30.75	600m 6:03.55 30.45							
650m 6:34.47 30.92	700m 7:05.44 30.97	750m 7:36.23 30.79	800m 8:07.48 31.25	850m 8:38.42 30.94	900m 9:09.70 31.28							
950m 9:40.92 31.22	1000m 10:12.17 31.25	1050m 10:43.92 31.75	1100m 11:15.26 31.34	1150m 11:46.40 31.14	1200m 12:18.05 31.65							
1250m 12:49.40 31.35	1300m 13:20.77 31.37	1350m 13:52.22 31.45	1400m 14:23.47 31.25	1450m 14:54.31 30.84							29.74	
<b>29</b>	<b>2</b>	<b>7</b>	<b>COSTA Fernando</b>	<b>Apr 29 1985</b>	<b>PT</b> Portugal	<b>0.82</b>	<b>15:26.21</b>	<b>47.29</b>				
50m 28.19	100m 58.41 30.22	150m 1:28.34 29.93	200m 1:58.71 30.37	250m 2:28.91 30.20	300m 2:59.41 30.50							
350m 3:29.86 30.45	400m 4:00.33 30.47	450m 4:31.12 30.79	500m 5:02.12 31.00	550m 5:33.15 31.03	600m 6:04.01 30.86							
650m 6:35.08 31.07	700m 7:06.07 30.99	750m 7:37.01 30.94	800m 8:08.41 31.40	850m 8:39.54 31.13	900m 9:10.80 31.26							
950m 9:42.08 31.28	1000m 10:13.32 31.24	1050m 10:44.76 31.44	1100m 11:16.27 31.51	1150m 11:47.82 31.55	1200m 12:19.26 31.44							
1250m 12:51.04 31.78	1300m 13:22.54 31.60	1350m 13:54.29 31.65	1400m 14:25.65 31.36	1450m 14:56.37 30.72							29.84	
<b>30</b>	<b>1</b>	<b>3</b>	<b>STOYCHEV Petar</b>	<b>Oct 24 1976</b>	<b>BG</b> Bulgaria	<b>1.04</b>	<b>15:28.84</b>	<b>49.92</b>				



	50m 28.66	100m 59.30 30.64	150m 1:29.45 30.15	200m 1:59.85 30.40	250m 2:30.15 30.30	300m 3:00.84 30.69			
	350m 3:31.64 30.80	400m 4:02.33 30.69	450m 4:33.22 30.89	500m 5:03.84 30.62	550m 5:34.12 30.28	600m 6:04.68 30.56			
	650m 6:35.41 30.73	700m 7:06.43 31.02	750m 7:37.39 30.96	800m 8:08.49 31.10	850m 8:39.67 31.18	900m 9:10.93 31.26			
	950m 9:42.12 31.19	1000m 10:13.73 31.61	1050m 10:45.07 31.34	1100m 11:16.74 31.67	1150m 11:48.31 31.57	1200m 12:20.31 32.00			
	1250m 12:51.77 31.46	1300m 13:23.37 31.60	1350m 13:55.01 31.64	1400m 14:26.64 31.63	1450m 14:58.33 31.69		30.51		
31	5	2	<b>LOBINTSEV Nikita</b>	Nov 21 1988	 Russian Fed.	0.82	15:35.47	56.55	
	50m 27.57	100m 57.84 30.27	150m 1:28.71 30.87	200m 1:59.52 30.81	250m 2:30.25 30.73	300m 3:01.45 31.20			
	350m 3:32.84 31.39	400m 4:04.46 31.62	450m 4:35.26 30.80	500m 5:06.77 31.51	550m 5:38.24 31.47	600m 6:10.02 31.78			
	650m 6:41.52 31.50	700m 7:13.21 31.69	750m 7:44.82 31.61	800m 8:16.39 31.57	850m 8:48.28 31.69	900m 9:20.03 31.75			
	950m 9:51.95 31.92	1000m 10:23.95 32.00	1050m 10:55.85 31.90	1100m 11:27.29 31.44	1150m 11:58.65 31.36	1200m 12:29.91 31.26			
	1250m 13:01.41 31.50	1300m 13:32.55 31.14	1350m 14:03.57 31.02	1400m 14:34.74 31.17	1450m 15:05.51 30.77		29.96		
32	1	6	<b>ARABEJO Ryan Paolo</b>	Oct 30 1989	 Philippines	0.76	15:42.27	1:03.35	
	50m 29.56	100m 1:00.73 31.17	150m 1:32.19 31.46	200m 2:03.74 31.55	250m 2:35.12 31.38	300m 3:06.55 31.43			
	350m 3:37.82 31.27	400m 4:08.99 31.17	450m 4:40.01 31.02	500m 5:11.04 31.03	550m 5:41.84 30.80	600m 6:12.78 30.94			
	650m 6:43.70 30.92	700m 7:14.82 31.12	750m 7:46.01 31.19	800m 8:17.49 31.48	850m 8:49.38 31.89	900m 9:21.22 31.84			
	950m 9:52.84 31.62	1000m 10:24.58 31.74	1050m 10:56.33 31.75	1100m 11:28.05 31.72	1150m 11:59.87 31.82	1200m 12:31.77 31.90			
	1250m 13:03.87 32.10	1300m 13:35.96 32.09	1350m 14:08.09 32.13	1400m 14:40.12 32.03	1450m 15:12.18 32.06		30.09		
33	2	8	<b>MONASTERIO GUAIMARE Ricardo Andres</b>	Oct 22 1978	 Venezuela	0.74	15:45.98	1:07.06	
	50m 27.77	100m 57.43 29.66	150m 1:27.60 30.17	200m 1:58.31 30.71	250m 2:28.89 30.58	300m 2:59.61 30.72			
	350m 3:30.55 30.94	400m 4:01.22 30.67	450m 4:32.76 31.54	500m 5:04.25 31.49	550m 5:36.14 31.89	600m 6:07.78 31.64			
	650m 6:39.76 31.98	700m 7:11.55 31.79	750m 7:43.56 32.01	800m 8:15.71 32.15	850m 8:47.97 32.26	900m 9:20.05 32.08			
	950m 9:52.47 32.42	1000m 10:24.57 32.10	1050m 10:56.99 32.42	1100m 11:29.33 32.34	1150m 12:01.78 32.45	1200m 12:33.96 32.18			
	1250m 13:06.43 32.47	1300m 13:38.60 32.17	1350m 14:11.07 32.47	1400m 14:43.14 32.07	1450m 15:15.45 32.31		30.53		
34	1	4	<b>PEREYRA Juan Martin</b>	Aug 10 1980	 Argentina	0.92	15:49.57	1:10.65	
	50m 28.63	100m 1:00.18 31.55	150m 1:31.44 31.26	200m 2:02.46 31.02	250m 2:33.26 30.80	300m 3:03.90 30.64			
	350m 3:34.84 30.94	400m 4:06.08 31.24	450m 4:37.35 31.27	500m 5:08.72 31.37	550m 5:39.93 31.21	600m 6:11.53 31.60			
	650m 6:43.42 31.89	700m 7:15.43 32.01	750m 7:47.31 31.88	800m 8:19.41 32.10	850m 8:51.65 32.24	900m 9:23.81 32.16			
	950m 9:55.88 32.07	1000m 10:28.03 32.15	1050m 11:00.86 32.83	1100m 11:32.90 32.04	1150m 12:05.30 32.40	1200m 12:37.46 32.16			
	1250m 13:09.69 32.23	1300m 13:42.23 32.54	1350m 14:14.65 32.42	1400m 14:46.98 32.33	1450m 15:18.86 31.88		30.71		
35	1	2	<b>YILDIRIMER Ediz</b>	Oct 25 1993	 Turkey	0.81	16:28.79	1:49.87	
	50m 28.88	100m 1:00.64 31.76	150m 1:33.18 32.54	200m 2:05.78 32.60	250m 2:38.41 32.63	300m 3:11.39 32.98			
	350m 3:44.45 33.06	400m 4:17.45 33.00	450m 4:50.55 33.10	500m 5:24.06 33.51	550m 5:57.30 33.24	600m 6:30.36 33.06			

650m 7:03.66 33.30	700m 7:37.18 33.52	750m 8:10.65 33.47	800m 8:44.00 33.35	850m 9:17.48 33.48	900m 9:50.72 33.24	
950m 10:24.24 33.52	1000m 10:57.10 32.86	1050m 11:30.43 33.33	1100m 12:04.01 33.58	1150m 12:37.64 33.63	1200m 13:11.28 33.64	
1250m 13:45.01 33.73	1300m 14:18.64 33.63	1350m 14:51.93 33.29	1400m 15:25.19 33.26	1450m 15:57.92 32.73	30.87	
2	6	KÜBÜŞÇİ Christian		Apr 26 1988	Germany	DNS
4	1	TURK Luka		Sep 09 1986	Slovenia	DNS

**Legend**

WR - World Record	=WR - Equal World Record	OR - Olympic Record	=OR - Equal Olympic Record
AF - African Record	=AF - Equal African Record	AM - Americas Record	=AM - Equal Americas Record
AS - Asian Record	=AS - Equal Asian Record	ER - European Record	=ER - Equal European Record
OC - Oceania Record	=OC - Equal Oceania Record	R.T. - Reaction Time	DSQ - Disqualified
DNF - Did not Finish	DNS - Did not Start		

**Latest News**

- Natalie du Toit -- When taking part is more important than winning [2008-08-21]
- Men's Marathon 10km: Maarten van der Weijden surprises favorites [2008-08-21]
- Photos: Dutch swimmer wins Men's 10km Marathon Swimming gold [2008-08-21]
- Swimming Day 11 Preview: Men's Marathon 10km Dyatchin and Lurz to battle [2008-08-20]
- Women's Marathon 10km: Ilchenko wins gold in final flurry [2008-08-20]
- Photos: Ilchenko takes gold in Women's 10km Marathon Swimming [2008-08-20]
- Natalie du Toit ready to make Olympic history [2008-08-19]

**Photos**



Photos: Dutch swimmer wins Men's 10km Marathon Swimming gold



Photos: Ilchenko takes gold in Women's 10km Marathon Swimming




Swimming Review: Phelps takes greatest Olympic gold medal swag ever

[More >>](#)



Set as Homepage | Sailing 2008 | Equestrian 2008 | Preliminary site | BOBICO | Site Map | Contact | FAQ | RSS | IPv6  
Copyright The Beijing Organizing Committee for the Games of the XXIX Olympiad



COMPETITION INFORMATION

- [Schedules & Results](#)
- [Medals](#)
- [Athletes & Teams](#)
- [Background](#)
- [Records](#)

Schedules & Results > Swimming > Men's 1500m Freestyle Final



Swimming

## Results Men's 1500m Freestyle Final

National Aquatics Center / Sun Aug 17 2008 / Start Time: 10:14





[News](#) [Photos](#) [Videos](#)

[Medals](#) [Reports](#)

Record	Splits				Name	NOC	Location	Date
WR 14:34.56	4:48.82	5:47.45	6:45.96	7:44.47	HACKETT Grant	AUS	Fukuoka (JPN)	Jul 29 2001
	8:43.05	9:41.78	10:40.56	11:39.51				
	12:38.51	13:37.89						
OR 14:38.92	4:50.12	5:49.21	6:48.28	7:47.55	HACKETT Grant	AUS	Beijing (CHN)	Aug 15 2008
	8:46.77	9:46.03	10:44.83	11:43.78				
	12:42.62	13:41.58						

Event No: 30

Rank	Lane	Name				NOC	R.T.	Time	Time Behind
1	7	<b>MELLOULI Oussama</b>				TUN	0.80	14:40.84	AF
50m (5)	27.24	100m (5)	56.49	150m (5)	1:26.03	200m (6)	1:55.78	250m (7)	2:25.43
		29.25		29.54		29.75		29.65	29.57
350m (6)	3:24.59	400m (6)	3:54.18	450m (6)	4:23.89	500m (6)	4:53.72	550m (6)	5:23.59
	29.59	29.59		29.71		29.83		29.87	29.88
650m (5)	6:23.26	700m (5)	6:53.05	750m (4)	7:22.59	800m (4)	7:52.24	850m (3)	8:21.61
	29.79	29.79		29.54		29.65		29.37	29.68
950m (3)	9:20.95	1000m (3)		1050m (2)		1100m (1)	11:18.35	1150m (1)	11:47.72
	29.66	9:50.41		10:19.85		10:49.25	29.10	29.10	29.37
		29.46		29.44		29.40			
1250m (1)		1300m (1)		1350m (1)		1400m (1)	14:13.13		27.71
	12:17.08	12:46.33		13:15.37		13:44.68	28.45		
	29.36	29.25		29.04		29.31			
2	4	<b>HACKETT Grant</b>				AUS	0.76	14:41.53	0.69
50m (2)	26.89	100m (2)	55.94	150m (2)	1:25.42	200m (1)	1:54.77	250m (1)	2:24.27
		29.05		29.48		29.35		29.50	29.49
350m (1)	3:23.43	400m (1)	3:53.06	450m (1)	4:22.91	500m (=1)	4:52.73	550m (1)	5:22.65
	29.67	29.63		29.85		29.82		29.92	29.84
650m (2)	6:22.18	700m (2)	6:52.06	750m (2)	7:21.67	800m (2)	7:51.22	850m (2)	8:21.10
	29.69	29.86		29.61		29.55		29.88	29.53
950m (2)	9:20.26	1000m (2)		1050m (1)		1100m (3)	11:19.25	1150m (3)	11:48.82
	29.63	9:50.00		10:19.76		10:49.58	29.67	29.67	29.57
		29.74		29.76		29.82			
1250m (2)		1300m (2)		1350m (2)		1400m (2)	14:14.04		27.49

12:18.23	12:47.62	13:16.96	13:46.05	27.99				
29.41	29.39	29.34	29.09					
3	5	<b>COCHRANE Ryan</b>		 CAN	0.82	14:42.69	1.85	
50m (1) 26.86	100m (1) 55.87	150m (1) 1:25.31	200m (2) 1:54.80	250m (2) 2:24.33	300m (2) 2:53.84			
	29.01	29.44	29.49	29.53	29.51			
350m (2) 3:23.58	400m (2) 3:53.17	450m (2) 4:22.97	500m (=1) 4:52.73	550m (2) 5:22.66	600m (1) 5:52.16			
29.74	29.59	29.80	29.76	29.93	29.50			
650m (1) 6:21.93	700m (1) 6:51.67	750m (1) 7:21.32	800m (1) 7:51.06	850m (1) 8:20.78	900m (1) 8:50.28			
29.77	29.74	29.65	29.74	29.72	29.50			
950m (1) 9:20.21	1000m (1) 9:49.89	1050m (3) 10:19.89	1100m (2) 10:49.39	1150m (2) 11:19.17	1200m (3) 11:48.89			
29.93	29.68	30.00	29.50	29.78	29.72			
1250m (3) 12:18.51	1300m (3) 12:48.08	1350m (3) 13:17.52	1400m (3) 13:46.90	1450m (3) 14:15.72	26.97			
29.62	29.57	29.44	29.38	28.62				
4	3	<b>PRILUKOV Yuriy</b>		 RUS	0.90	14:43.21	2.37	
50m (6) 27.28	100m (4) 56.45	150m (4) 1:25.87	200m (4) 1:55.46	250m (4) 2:25.00	300m (4) 2:54.55			
	29.17	29.42	29.59	29.54	29.55			
350m (4) 3:24.16	400m (4) 3:53.79	450m (5) 4:23.55	500m (4) 4:53.30	550m (3) 5:23.00	600m (3) 5:52.74			
29.61	29.63	29.76	29.75	29.70	29.74			
650m (3) 6:22.61	700m (3) 6:52.67	750m (3) 7:22.35	800m (3) 7:52.18	850m (4) 8:21.98	900m (4) 8:51.92			
29.87	30.06	29.68	29.83	29.80	29.94			
950m (4) 9:21.73	1000m (4) 9:51.45	1050m (4) 10:21.14	1100m (4) 10:50.83	1150m (4) 11:20.43	1200m (4) 11:50.20			
29.81	29.72	29.69	29.69	29.60	29.77			
1250m (4) 12:19.68	1300m (4) 12:49.14	1350m (4) 13:18.26	1400m (4) 13:47.52	1450m (4) 14:15.79	27.42			
29.48	29.46	29.12	29.26	28.27				
5	8	<b>JENSEN Larsen</b>		 USA	0.76	14:48.16	7.32	
50m (7) 27.39	100m (6) 56.79	150m (6) 1:26.22	200m (5) 1:55.71	250m (6) 2:25.31	300m (7) 2:55.02			
	29.40	29.43	29.49	29.60	29.71			
350m (7) 3:24.78	400m (7) 3:54.63	450m (7) 4:24.29	500m (7) 4:54.04	550m (7) 5:23.94	600m (7) 5:53.73			
29.76	29.85	29.66	29.75	29.90	29.79			
650m (7) 6:23.44	700m (4) 6:52.96	750m (5) 7:22.60	800m (5) 7:52.72	850m (5) 8:22.48	900m (5) 8:52.49			
29.71	29.52	29.64	30.12	29.76	30.01			
950m (5) 9:22.41	1000m (5) 9:52.59	1050m (5) 10:22.51	1100m (5) 10:52.76	1150m (5) 11:22.67	1200m (5) 11:52.72			
29.92	30.18	29.92	30.25	29.91	30.05			
1250m (5) 12:22.68	1300m (5) 12:52.35	1350m (5) 13:22.01	1400m (5) 13:51.37	1450m (5) 14:20.39	27.77			
29.96	29.67	29.66	29.36	29.02				
6	2	<b>DAVIES David</b>		 GBR	0.77	14:52.11	11.27	
50m (4) 27.07	100m (7) 56.86	150m (7) 1:26.30	200m (7) 1:55.82	250m (5) 2:25.23	300m (5) 2:54.71			
	29.79	29.44	29.52	29.41	29.48			
350m (5) 3:24.18	400m (5) 3:53.80	450m (4) 4:23.44	500m (3) 4:53.26	550m (4) 5:23.24	600m (4) 5:53.18			
29.47	29.62	29.64	29.82	29.98	29.94			
650m (4) 6:22.99	700m (6) 6:53.07	750m (6) 7:22.89	800m (6) 7:52.87	850m (6) 8:22.54	900m (6) 8:52.74			
29.81	30.08	29.82	29.98	29.67	30.20			
950m (6) 9:22.64	1000m (6) 9:52.63	1050m (6) 10:22.80	1100m (6) 10:52.77	1150m (6) 11:23.11	1200m (6) 11:53.42			
29.90	29.99	30.17	29.97	30.34	30.31			

1250m (6)	1300m (6)	1350m (6)	1400m (6)	1450m (6)	14:23.22	28.89					
12:23.28	12:53.63	13:23.91	13:53.90	29.32							
29.86	30.35	30.28	29.99								
7	6	<b>ZHANG Lin</b>		CHN	0.81	14:55.20 14.36					
50m (3)	26.99	100m (3)	56.07	150m (3)	1:25.66	200m (3)	1:55.08	250m (3)	2:24.55	300m (3)	2:54.06
			29.08		29.59		29.42		29.47		29.51
350m (3)	3:23.87	400m (3)	3:53.66	450m (3)	4:23.41	500m (5)	4:53.58	550m (5)	5:23.32	600m (5)	5:53.36
	29.81		29.79		29.75		30.17		29.74		30.04
650m (6)	6:23.33	700m (7)	6:53.35	750m (7)	7:23.24	800m (7)	7:53.10	850m (7)	8:22.90	900m (7)	8:52.96
	29.97		30.02		29.89		29.86		29.80		30.06
950m (7)	9:22.83	1000m (7)	9:53.25	1050m (7)	10:23.21	1100m (7)	10:53.67	1150m (7)	11:23.93	1200m (7)	11:54.61
	29.87		30.42		29.96		30.46		30.26		30.68
1250m (7)	12:24.46	1300m (7)	12:55.10	1350m (7)	13:25.59	1400m (7)	13:56.21	1450m (7)	14:26.55	28.65	
	29.85		30.64		30.49		30.62		30.34		
8	1	<b>SUN Yang</b>		CHN	0.84	15:05.12	24.28				
50m (8)	27.49	100m (8)	57.29	150m (8)	1:27.20	200m (8)	1:57.30	250m (8)	2:27.06	300m (8)	2:57.05
			29.60		29.91		30.10		29.76		29.99
350m (8)	3:27.00	400m (8)	3:57.00	450m (8)	4:26.95	500m (8)	4:57.03	550m (8)	5:27.17	600m (8)	5:57.52
	29.95		30.00		29.95		30.08		30.14		30.35
650m (8)	6:27.63	700m (8)	6:57.98	750m (8)	7:28.18	800m (8)	7:58.72	850m (8)	8:28.96	900m (8)	8:59.63
	30.11		30.35		30.20		30.54		30.24		30.67
950m (8)	9:30.40	1000m (8)	10:00.77	1050m (8)	10:31.27	1100m (8)	11:02.10	1150m (8)	11:32.63	1200m (8)	12:03.49
	30.77		30.37		30.50		30.83		30.53		30.86
1250m (8)	12:33.81	1300m (8)	13:04.68	1350m (8)	13:35.60	1400m (8)	14:06.22	1450m (8)	14:36.21	28.91	
	30.32		30.87		30.92		30.62		29.99		

Legend

OR - Olympic Record	=OR - Equal Olympic Record	WR - World Record	=WR - Equal World Record
R.T. - Reaction Time	O - Olympic record at intermediate distance	W - World record at intermediate distance	DNF - Did not Finish
DNS - Did not Start	DSQ - Disqualified	AF - African Record	=AF - Equal African Record
AM - Americas Record	=AM - Equal Americas Record	AS - Asian Record	=AS - Equal Asian Record
ER - European Record	=ER - Equal European Record	OC - Oceania Record	=OC - Equal Oceania Record

Latest News

- Natalie du Toit -- When taking part is more important than winning [2008-08-21]
- Men's Marathon 10km: Maarten van der Weijden surprises favorites [2008-08-21]
- Photos: Dutch swimmer wins Men's 10km Marathon Swimming gold [2008-08-21]
- Swimming Day 11 Preview: Men's Marathon 10km Dyatchin and Lurz to battle [2008-08-20]
- Women's Marathon 10km: Ilchenko wins gold in final flurry [2008-08-20]
- Photos: Ilchenko takes gold in Women's 10km Marathon Swimming [2008-08-20]
- Natalie du Toit ready to make Olympic history [2008-08-19]

Photos



Photos: Dutch swimmer wins Men's 10km Marathon Swimming gold



Photos: Ilchenko takes gold in Women's 10km Marathon Swimming



Swimming Review: Phelps takes greatest Olympic gold medal swag ever

More >>



Set as Homepage | Sailing 2008 | Equestrian 2008 | Preliminary site | BOBICO | Site Map | Contact | FAQ | RSS | IPv6  
Copyright The Beijing Organizing Committee for the Games of the XXIX Olympiad



The Official Website of the Beijing 2008 Olympic Games August 8-24, 2008

中文 Français

HOME

COMPETITION INFORMATION

- Schedules & Results
- Medals
- Athletes & Teams
- Background
- Records

Schedules & Results > Swimming > Men's 100m Backstroke - Heats



## Results Summary Men's 100m Backstroke - Heats

[News](#) [Photos](#) [Videos](#)

Swimming

National Aquatics Center / Sun Aug 10 2008 / Start Time: 19:47

[Medals](#) [Reports](#)

Record	Split	Name	NOC	Location	Date
WR 52.89	25.60	PEIRSOL Aaron	USA	Omaha, NE (USA)	Jul 1 2008
OR 53.45	26.02	PEIRSOL Aaron	USA	Athens (GRE)	Aug 21 2004

Event No: 10

Rank	Heat	Lane	Name	Date of Birth	NOC	R.T.	50m	Time	Time Behind	
1	4	4	GREVERS Matt	Mar 26 1985	United States	0.67	25.92	53.41 27.49		OR
2	4	5	VYATCHANIN Arkady	Apr 04 1984	Russian Fed.	0.75	26.25	53.64 27.39	0.23	
3	6	4	PEIRSOL Aaron	Jul 23 1983	United States	0.67	26.16	53.65 27.49	0.24	
4	6	7	WILDEBOER Aschwin	Feb 14 1986	Spain	0.64	26.39	53.67 27.28	0.26	
5	3	5	ZANDBERG Gerhard	Apr 23 1983	South Africa	0.68	26.11	53.75 27.64	0.34	AF
6	6	5	IANCOCK Liam	May 07 1985	Great Britain	0.58	25.59	53.85 28.26	0.44	
7	5	3	STOECKEL Hayden	Aug 10 1984	Australia	0.64	26.13	53.93 27.80	0.52	
8	3	8	KRIZKO Lubos	Aug 09 1979	Slovakia	0.65	25.78	54.07 28.29	0.66	
9	5	5	DELANEY Ashley	Apr 11 1986	Australia	0.55	26.60	54.08 27.48	0.67	
10	5	2	MIYASHITA Junichi	Oct 17 1983	Japan	0.61	26.17	54.12 27.95	0.71	
11	4	2	DONETS Stanislav	Jul 07 1983	Russian Fed.	0.72	26.26	54.18 27.92	0.77	
12	4	3	MORITA Tomomi	Aug 22 1984	Japan	0.51	26.24	54.21 27.97	0.80	
13	6	3	ROGAN Markus	May 04 1982	Austria	0.72	26.91	54.22 27.31	0.81	
14	6	1	di TORA Mirco	May 19 1986	Italy	0.58	26.03	54.39 28.36	0.98	
15	5	1	BARNEA Guy	Sep 09 1987	Israel	0.62	26.31	54.50 28.19	1.09	
16	5	6	TAIT Gregor	Apr 20 1979	Great Britain	0.71	26.26	54.62 28.36	1.21	
17	4	6	GRIGORIADIS Aristeidis	Dec 06 1985	Greece	0.64	26.34	54.71 28.37	1.30	
18	3	4	LESTINGI Damiano	Apr 22 1989	Italy	0.64	26.62	54.78	1.37	

											28.16
19	5	4	MEEUW Helge	Aug 29 1984	Germany	0.69	26.43	<b>54.88</b>	1.47		28.45
20	6	2	GUIDO Guilherme	Feb 12 1987	Brazil	0.52	26.66	<b>54.89</b>	1.48		28.23
20	6	8	FLOREA Razvan Ionut	Sep 29 1980	Romania	0.67	26.67	<b>54.89</b>	1.48		28.22
22	4	8	du RAND George	Oct 16 1982	South Africa	0.73	26.85	<b>54.90</b>	1.49		28.05
23	3	7	SUNG Min	Oct 15 1982	Korea	0.56	26.72	<b>54.99</b>	1.58		28.27
24	4	1	KOZULJ Gordan	Nov 28 1976	Croatia	0.58	26.01	<b>55.05</b>	1.64		29.04
25	3	3	STASIULIS Benjamin	Jul 20 1986	France	0.60	26.25	<b>55.08</b>	1.67		28.83
26	2	6	PINZON Omar	Jun 17 1989	Colombia	0.54	26.80	<b>55.11</b>	1.70		28.31
27	3	6	MASSACAND Jonathan	Feb 26 1984	Switzerland	0.71	27.01	<b>55.21</b>	1.80		28.20
28	4	7	DRIEBERGEN Nick	Aug 19 1987	Netherlands	0.65	26.71	<b>55.31</b>	1.90		28.60
29	2	5	SANKOVICH Pavel	Jun 29 1990	Belarus	0.61	26.54	<b>55.39</b>	1.98		28.85
30	3	1	BUYUKUNCU Derya	Jul 02 1976	Turkey	0.56	26.93	<b>55.43</b>	2.02		28.50
31	5	8	TAPP Jake	Aug 06 1988	Canada	0.56	26.84	<b>55.54</b>	2.13		28.70
32	3	2	JANUSAITIS Vytautas	Oct 13 1981	Lithuania	0.62	26.60	<b>55.65</b>	2.24		29.05
33	6	6	RUPPRATH Thomas	Mar 16 1977	Germany	0.70	26.91	<b>55.77</b>	2.36		28.86
34	5	7	STRAHIDA Marko	May 28 1975	Croatia	0.60	26.66	<b>55.89</b>	2.48		29.23
35	2	4	ARNARSON Orn	Aug 31 1981	Iceland	0.49	26.89	<b>56.15</b>	2.74		29.26
36	2	3	RUDOLF Roland	Aug 06 1985	Hungary	0.66	27.02	<b>56.25</b>	2.84		29.23
37	2	2	SUN Xiaolei	Jan 12 1986	China	0.67	27.28	<b>56.44</b>	3.03		29.16
38	2	8	ISAKOV Oleksandr	Oct 17 1989	Ukraine	0.71	27.23	<b>56.55</b>	3.14		29.32
39	1	4	BUGAKOV Danil	Jan 29 1988	Uzbekistan	0.67	27.10	<b>56.59</b>	3.18		29.49
40	2	7	OTERO Eduardo German	Feb 04 1980	Argentina	0.71	27.25	<b>56.74</b>	3.33		29.49
41	2	1	FUCIK Tomas	May 23 1985	Czech Republic	0.60	27.55	<b>57.29</b>	3.88		29.74
42	1	5	QSSINSKIY Stanislav	Apr 23 1984	Kazakhstan	0.69	27.65	<b>57.42</b>	4.01		29.77
43	1	3	HEINE Jared J	Sep 06 1984	Marshall Island	0.62	28.02	<b>58.86</b>	5.45		30.84
44	1	2	KALALA Souhaib	Jan 01 1991	Syrian AR	0.60	29.33	<b>1:00.24</b>	6.83		30.91
45	1	6	RANA Mohammad Rubel	Apr 02 1983	Bangladesh	0.67	30.76	<b>1:04.82</b>	11.41		34.06

## Legend

WR - World Record	=WR - Equal World Record	OR - Olympic Record	=OR - Equal Olympic Record
AF - African Record	=AF - Equal African Record	AM - Americas Record	=AM - Equal Americas Record
AS - Asian Record	=AS - Equal Asian Record	ER - European Record	=ER - Equal European Record



The Official Website of the Beijing 2008 Olympic Games August 30/24, 2008

中文 Français

HOME

COMPETITION INFORMATION

- Schedules & Results
- Medals
- Athletes & Teams
- Background
- Records

Schedules & Results > Swimming > Men's 100m Backstroke Semifinals



## Results Summary Men's 100m Backstroke Semifinals

News Photos Videos

Swimming

National Aquatics Center / Mon Aug 11 2008 / Start Time: 10:56

Medals Reports

Record	Splits	Name	NOC	Location	Date
WR 52.89	25.60	PEIRSOL Aaron	USA	Omaha, NE (USA)	Jul 1 2008
OR 53.41	25.92	GREVERS Matt	USA	Beijing (CHN)	Aug 10 2008

Event No: 10

Rank	Heat	Lane	Name	Date of Birth	NOC	R.T.	50m	Time	Time Behind	
1	2	6	<a href="#">STOECKEL Hayden</a>	Aug 10 1984	Australia	0.59	25.77	<b>52.97</b> 27.20		OR
2	2	4	<a href="#">GREVERS Matt</a>	Mar 26 1985	United States	0.66	25.89	<b>52.99</b> 27.10	0.02	
3	1	4	<a href="#">VYATCHANIN Arkady</a>	Apr 04 1984	Russian Fed.	0.78	26.01	<b>53.06</b> 27.05	0.09	ER
4	1	5	<a href="#">WILDEBOER Aschwin</a>	Feb 14 1986	Spain	0.60	26.17	<b>53.51</b> 27.34	0.54	
5	2	5	<a href="#">PEIRSOL Aaron</a>	Jul 23 1983	United States	0.72	26.07	<b>53.56</b> 27.49	0.59	
6	1	3	<a href="#">TANCOCK Liam</a>	May 07 1985	Great Britain	0.56	25.68	<b>53.61</b> 27.93	0.64	
7	1	2	<a href="#">MIYASHITA Junichi</a>	Oct 17 1983	Japan	0.58	26.09	<b>53.69</b> 27.60	0.72	AS
8	2	2	<a href="#">DELANEY Ashley</a>	Apr 11 1986	Australia	0.50	25.96	<b>53.76</b> 27.80	0.79	
9	2	1	<a href="#">ROGAN Markus</a>	May 04 1982	Austria	0.70	26.36	<b>53.80</b> 27.44	0.83	
10	1	7	<a href="#">MORITA Tomomi</a>	Aug 22 1984	Japan	0.54	26.58	<b>53.95</b> 27.37	0.98	
11	2	3	<a href="#">ZANDBERG Gerhard</a>	Apr 23 1983	South Africa	0.63	25.96	<b>53.98</b> 28.02	1.01	
12	1	6	<a href="#">TAIT Gregor</a>	Apr 20 1979	Great Britain	0.64	26.30	<b>54.37</b> 28.07	1.40	
13	1	6	<a href="#">KRIZKO Lubos</a>	Aug 09 1979	Slovakia	0.64	26.30	<b>54.38</b> 28.08	1.41	
14	2	7	<a href="#">DONETS Stanislav</a>	Jul 07 1983	Russian Fed.	0.72	26.44	<b>54.57</b> 28.13	1.60	
15	1	1	<a href="#">di TORA Mirco</a>	May 19 1986	Italy	0.57	26.21	<b>54.92</b> 28.71	1.95	
16	2	8	<a href="#">BARNEA Guy</a>	Sep 09 1987	Israel	0.64	26.60	<b>54.93</b> 28.33	1.96	

Legend

WR - World Record      =WR - Equal World Record      OR - Olympic Record      =OR - Equal Olympic Record  
 AF - African Record      =AF - Equal African Record      AM - Americas Record      =AM - Equal Americas Record





HOME

COMPETITION INFORMATION

Schedules & Results

Medals

Athletes & Teams

Background

Records

Schedules & Results > Swimming > Men's 100m Backstroke Final

News Photos Videos



## Results Men's 100m Backstroke Final

Swimming

National Aquatics Center / Tue Aug 12 2008 / Start Time: 10:31

Medals Reports

Record	Splits	Name	NOC	Location	Date
WR 52.89	25.60	PEIRSOL Aaron	USA	Omaha, NE (USA)	Jul 1 2008
OR 52.97	25.77	STOECKEL Hayden	AUS	Beijing (CHN)	Aug 11 2008

Event No: 10

Rank	Lane	Name	NOC	R.T.	50m	Time	Time Behind
1	2	PEIRSOL Aaron	USA	0.63	(2) 25.65	52.54 26.89	WR
2	5	GREVERS Matt	USA	0.67	(3) 25.68	53.11 27.43	0.57
3	3	VYATCHANIN Arkady	RUS	0.77	(7) 26.11	53.18 27.07	0.64
4	4	STOECKEL Hayden	AUS	0.58	(4) 25.78	53.18 27.40	0.64
5	8	DELANEY Ashley	AUS	0.53	(5) 25.89	53.31 27.42	0.77
6	7	TANCOCK Liam	GBR	0.55	(1) 25.11	53.39 28.28	0.85
7	6	WILDEBOER Aschwin	ESP	0.61	(6) 26.00	53.51 27.51	0.97
8	1	MIYASHITA Junichi	JPN	0.62	(8) 26.30	53.99 27.69	1.45

Legend

OR - Olympic Record	=OR - Equal Olympic Record	WR - World Record	=WR - Equal World Record
R.T. - Reaction Time	O - Olympic record at intermediate distance	W - World record at intermediate distance	DNF - Did not Finish
DNS - Did not Start	DSQ - Disqualified	AF - African Record	=AF - Equal African Record
AM - Americas Record	=AM - Equal Americas Record	AS - Asian Record	=AS - Equal Asian Record
ER - European Record	=ER - Equal European Record	OC - Oceania Record	=OC - Equal Oceania Record



COMPETITION INFORMATION

- Schedules & Results
- Medals
- Athletes & Teams
- Background
- Records

» Schedules & Results » Swimming » Men's 200m Backstroke - Heats



## Results Summary Men's 200m Backstroke - Heats

[News](#) [Photos](#) [Videos](#)

Swimming

National Aquatics Center / Wed Aug 13 2008 / Start Time: 18:54

[Medals](#) [Reports](#)

	Record	Splits		Name	NOC	Location	Date
WR	1:54.32	26.88	55.67	1:25.05	LOCHTE Ryan	USA	Melbourne (AUS) Mar 30 2007
=WR	1:54.32	27.36	56.05	1:25.24	PEIRSOL Aaron	USA	Omaha, NE (USA) Jul 4 2008
OR	1:54.95	27.17	56.13	1:25.30	PEIRSOL Aaron	USA	Athens (GRE) Aug 19 2004

Event No: 21

Rank	Heat	Lane	Name	Date of Birth	NOC	R.T.	50m	100m	150m	Time	Time Behind
1	6	4	<a href="#">LOCHTE Ryan</a>	Aug 03 1984	United States	0.71	27.83	57.38 29.55	1:27.58 30.20	<b>1:56.29</b>	
2	5	4	<a href="#">PEIRSOL Aaron</a>	Jul 23 1983	United States	0.75	27.50	56.49 28.99	1:26.20 29.71	<b>1:56.35</b>	0.06
3	4	4	<a href="#">ROGAN Markus</a>	May 04 1982	Austria	0.72	27.99	57.77 29.78	1:27.27 29.50	<b>1:56.64</b>	0.35
4	5	5	<a href="#">VYATCHANIN Arkady</a>	Apr 04 1984	Russian Fed.	0.79	27.92	57.64 29.72	1:27.40 29.76	<b>1:56.97</b>	0.68
5	6	5	<a href="#">TAIT Gregor</a>	Apr 20 1979	Great Britain	0.76	27.70	57.16 29.46	1:27.15 29.99	<b>1:57.03</b>	0.74
6	4	5	<a href="#">STOECKEL Hayden</a>	Aug 10 1984	Australia	0.62	27.65	57.26 29.61	1:27.55 30.29	<b>1:57.15</b>	0.86
7	5	3	<a href="#">IRIE Byosuke</a>	Jan 24 1990	Japan	0.55	27.56	57.71 30.15	1:28.15 30.44	<b>1:57.68</b>	1.39
8	6	7	<a href="#">KOZULJ Gordan</a>	Nov 28 1976	Croatia	0.58	27.17	56.70 29.53	1:26.91 30.21	<b>1:57.81</b>	1.52
9	6	3	<a href="#">DELANEY Ashley</a>	Apr 11 1986	Australia	0.55	27.48	57.62 30.14	1:27.90 30.28	<b>1:57.87</b>	1.58
10	4	3	<a href="#">FLOREA Razvan Ionut</a>	Sep 29 1980	Romania	0.67	27.64	57.63 29.99	1:27.98 30.35	<b>1:57.97</b>	1.68
11	5	6	<a href="#">MEEUW Helge</a>	Aug 29 1984	Germany	0.71	27.17	57.08 29.91	1:28.14 31.06	<b>1:58.42</b>	2.13
12	4	2	<a href="#">LESTINGI Damiano</a>	Apr 22 1989	Italy	0.65	27.69	57.52 29.83	1:27.86 30.34	<b>1:58.53</b>	2.24
13	3	7	<a href="#">du RAND George</a>	Oct 16 1982	South Africa	0.77	27.41	56.92 29.51	1:27.36 30.44	<b>1:58.62</b>	2.33
14	6	6	<a href="#">DONETS Stanislav</a>	Jul 07 1983	Russian Fed.	0.75	28.14	58.06 29.92	1:28.36 30.30	<b>1:58.68</b>	2.39
15	6	8	<a href="#">BEAVERS Keith</a>	Feb 09 1983	Canada	0.70	28.87	58.87 30.00	1:29.20 30.33	<b>1:58.84</b>	2.55
16	3	4	<a href="#">ORIWOL Tobias</a>	May 13 1985	Canada	0.75	28.77	58.62 29.85	1:28.77 30.15	<b>1:58.94</b>	2.65
17	5	2	<a href="#">ROGER Pierre</a>	Feb 08 1983	France	0.68	27.52	57.61 30.09	1:28.68 31.07	<b>1:59.01</b>	2.72

18	3	1	<b>PIÑZON Omar</b>	Jun 17 1989	Colombia	0.55	28.13	58.65 30.52	1:28.93 30.28	<b>1:59.11</b> 30.18	2.82
19	4	1	<b>STOŠŠ Sebastian</b>	Jan 14 1986	Austria	0.71	28.09	57.96 29.87	1:28.52 30.56	<b>1:59.44</b> 30.92	3.15
19	6	1	<b>RUDDOLF Roland</b>	Aug 06 1985	Hungary	0.62	27.63	58.40 30.77	1:28.78 30.38	<b>1:59.44</b> 30.66	3.15
21	4	6	<b>NAKANO Takashi</b>	Jul 21 1984	Japan	0.59	27.88	58.97 31.09	1:29.43 30.46	<b>1:59.59</b> 30.16	3.30
22	3	6	<b>BUYUKUNCU Derya</b>	Jul 02 1976	Turkey	0.63	27.88	57.31 29.43	1:27.98 30.67	<b>1:59.86</b> 31.88	3.57
23	5	8	<b>SALATTA Luçaz</b>	Apr 27 1987	Brazil	0.63	28.35	58.21 29.86	1:28.79 30.58	<b>1:59.91</b> 31.12	3.62
24	5	1	<b>DRIEBERGEN Nick</b>	Aug 19 1987	Netherlands	0.69	27.53	56.82 29.29	1:27.80 30.98	<b>2:00.24</b> 32.44	3.95
25	5	7	<b>AVERSA Mattia</b>	Jul 23 1986	Italy	0.61	27.91	58.13 30.22	1:28.84 30.71	<b>2:00.25</b> 31.41	3.96
26	3	8	<b>KIM Jiheun</b>	Sep 10 1989	Korea	0.63	28.56	59.18 30.62	1:29.98 30.80	<b>2:00.72</b> 30.74	4.43
27	2	5	<b>CHAMMAH Itai</b>	Nov 11 1985	Israel	0.69	28.47	59.21 30.74	1:30.03 30.82	<b>2:00.93</b> 30.90	4.64
28	3	2	<b>OLIVEIRA Pedro</b>	Jan 01 1988	Portugal	0.68	29.13	59.48 30.35	1:30.17 30.69	<b>2:01.08</b> 30.91	4.79
29	1	4	<b>FRASER Brett</b>	Aug 28 1989	Cayman Islands	0.64	28.76	59.06 30.30	1:30.15 31.09	<b>2:01.17</b> 31.02	4.88
30	2	1	<b>MEDEL Pedro</b>	Sep 10 1991	Cuba	0.74	28.87	59.57 30.70	1:30.61 31.04	<b>2:01.32</b> 30.71	5.03
31	4	7	<b>BALOG Gabor</b>	Sep 02 1990	Hungary	0.70	28.26	58.30 30.04	1:29.73 31.43	<b>2:01.42</b> 31.69	5.13
32	3	3	<b>MASSACAND Jonathan</b>	Feb 26 1984	Switzerland	0.72	28.14	58.32 30.18	1:29.95 31.63	<b>2:01.80</b> 31.85	5.51
33	1	5	<b>RABOTA Oleg</b>	Jun 12 1990	Kazakhstan	0.70	28.89	59.18 30.29	1:30.11 30.93	<b>2:01.95</b> 31.84	5.66
34	4	8	<b>DUFOUR Simon</b>	Feb 20 1979	France	0.64	28.39	59.07 30.68	1:30.48 31.41	<b>2:02.00</b> 31.52	5.71
35	3	5	<b>CHASIOTIS Dimitrios</b>	Jun 27 1986	Greece	0.70	28.26	58.23 29.97	1:29.68 31.45	<b>2:02.30</b> 32.62	6.01
36	2	2	<b>SVOBODA Kvetoslav</b>	Aug 25 1982	Czech Republic	0.66	29.36	1:00.52 31.16	1:31.55 31.03	<b>2:03.12</b> 31.57	6.83
37	2	4	<b>DENG Jian</b>	Oct 19 1989	China	0.51	28.85	1:00.18 31.33	1:31.84 31.66	<b>2:03.34</b> 31.50	7.05
38	1	3	<b>PANKOV Sergey</b>	Dec 02 1988	Uzbekistan	0.73	29.42	1:00.34 30.92	1:31.90 31.56	<b>2:03.51</b> 31.61	7.22
39	2	6	<b>ISAKOV Oleksandr</b>	Oct 17 1989	Ukraine	0.68	28.68	59.20 30.52	1:31.00 31.80	<b>2:03.59</b> 32.59	7.30
40	2	3	<b>OLVIK Andres</b>	Apr 16 1986	Estonia	0.70	28.97	1:00.30 31.33	1:31.73 31.43	<b>2:03.66</b> 31.93	7.37
2	7		<b>SJODIN Simon</b>	Oct 04 1986	Sweden					DNS	
6	2		<b>WILDEBOER Aschwin</b>	Feb 14 1986	Spain					DNS	

Legend

WR - World Record	=WR - Equal World Record	OR - Olympic Record	=OR - Equal Olympic Record
AF - African Record	=AF - Equal African Record	AM - Americas Record	=AM - Equal Americas Record
AS - Asian Record	=AS - Equal Asian Record	ER - European Record	=ER - Equal European Record
OC - Oceania Record	=OC - Equal Oceania Record	R.T. - Reaction Time	DSQ - Disqualified
DNF - Did not Finish	DNS - Did not Start		



COMPETITION INFORMATION

Schedules & Results Medals Athletes & Teams Background Records

Schedules & Results > Swimming > Men's 200m Backstroke Semifinals



Swimming

## Results Summary Men's 200m Backstroke Semifinals

National Aquatics Center / Thu Aug 14 2008 / Start Time: 10:21

News Photos Videos

Medals Reports

	Record	Splits	Name	NOC	Location	Date
WR	1:54.32	26.88 55.67	1:25.05 LOCHTE Ryan	USA	Melbourne (AUS)	Mar 30 2007
=WR	1:54.32	27.36 56.05	1:25.24 PEIRSOL Aaron	USA	Omaha, NE (USA)	Jul 4 2008
OR	1:54.95	27.17 56.13	1:25.30 PEIRSOL Aaron	USA	Athens (GRE)	Aug 19 2004

Event No: 21

Rank	Heat	Lane	Name	Date of Birth	NOC	R.T.	50m	100m	150m	Time	Time Behind
1	1	4	<a href="#">PEIRSOL Aaron</a>	Jul 23 1983	United States	0.68	27.46	56.27 28.81	1:25.61 29.34	1:55.26 29.65	
2	2	4	<a href="#">LOCHTE Ryan</a>	Aug 03 1984	United States	0.67	27.44	56.36 28.92	1:26.09 29.73	1:55.40 29.31	0.14
3	2	5	<a href="#">ROGAN Markus</a>	May 04 1982	Austria	0.74	27.90	57.11 29.21	1:26.79 29.68	1:56.34 29.55	1.08
4	2	6	<a href="#">IRIE Ryoosuke</a>	Jan 24 1990	Japan	0.52	27.18	56.43 29.25	1:26.55 30.12	1:56.35 29.80	1.09
5	1	2	<a href="#">FLOREA Razvan Ionut</a>	Sep 29 1980	Romania	0.66	27.42	56.74 29.32	1:27.14 30.40	1:56.45 29.31	1.19
6	2	3	<a href="#">TAIT Gregor</a>	Apr 20 1979	Great Britain	0.67	27.71	57.50 29.79	1:27.14 29.64	1:56.72 29.58	1.46
7	1	3	<a href="#">STOECKEL Hayden</a>	Aug 10 1984	Australia	0.64	27.18	56.56 29.38	1:26.39 29.83	1:56.73 30.34	1.47 OC
8	1	5	<a href="#">VYATCHANIN Arkady</a>	Apr 04 1984	Russian Fed.	0.80	27.74	57.40 29.66	1:26.99 29.59	1:56.85 29.86	1.59
8	2	7	<a href="#">MEEUW Helge</a>	Aug 29 1984	Germany	0.71	27.04	56.63 29.59	1:27.49 30.86	1:56.85 29.36	1.59
10	2	2	<a href="#">DELANEY Ashley</a>	Apr 11 1986	Australia	0.49	27.49	57.28 29.79	1:27.77 30.49	1:57.73 29.96	2.47
11	1	7	<a href="#">LESTINGI Damiano</a>	Apr 22 1989	Italy	0.65	27.86	57.35 29.49	1:28.26 30.91	1:58.25 29.99	2.99
12	2	8	<a href="#">BEAVERS Keith</a>	Feb 09 1983	Canada	0.62	27.99	57.73 29.74	1:28.25 30.52	1:58.50 30.25	3.24
13	2	1	<a href="#">du RAND George</a>	Oct 16 1982	South Africa	0.74	27.66	57.47 29.81	1:27.69 30.22	1:58.61 30.92	3.35 AF
14	1	6	<a href="#">KOZULJ Gordan</a>	Nov 28 1976	Croatia	0.63	27.71	57.47 29.76	1:28.40 30.93	1:59.22 30.82	3.96
15	1	8	<a href="#">ORIWOL Tobiasz</a>	May 13 1985	Canada	0.74	28.43	58.85 30.42	1:29.35 30.50	1:59.50 30.15	4.24
16	1	1	<a href="#">DONETS Stanislav</a>	Jul 07 1983	Russian Fed.	0.77	27.57	56.69 29.12	1:27.88 31.19	1:59.87 31.99	4.61

Legend



The Official Website of the Beijing 2008 Olympic Games August 8-24, 2008

中文 Français

HOME

COMPETITION INFORMATION

Schedules & Results Medals Athletes & Teams Background Records

Schedules & Results > Swimming > Men's 200m Backstroke Sfinal Swim-Off 1

News Photos Videos



Swimming

Results  
Men's 200m Backstroke Sfinal Swim-Off 1

National Aquatics Center / Thu Aug 14 2008 / Start Time: 12:07

Medals Reports

Record	Splits	Name	NOC	Location	Date
WR 1:54.32	26.88 55.67 1:25.05	LOCHTE Ryan	USA	Melbourne (AUS)	Mar 30 2007
=WR 1:54.32	27.36 56.05 1:25.24	PEIRSOL Aaron	USA	Omaha, NE (USA)	Jul 4 2008
OR 1:54.95	27.17 56.13 1:25.30	PEIRSOL Aaron	USA	Athens (GRE)	Aug 19 2004

Event No: 21

Rank	Lane	Name	NOC	R.T.	50m	100m	150m	Time	Time Behind
1	4	<u>ВЯТЧАНИН Arkady</u> RUS		0.85	(2) 27.52	(1) 56.87 29.35	(1) 1:27.82 30.95	1:57.75 29.93	
2	5	<u>MEEUW Helge</u> GER		0.73	(1) 27.13	(2) 57.22 30.09	(2) 1:29.26 32.04	2:00.97 31.71	3.22

Legend

OR - Olympic Record	=OR - Equal Olympic Record	WR - World Record	=WR - Equal World Record
R.T. - Reaction Time	O - Olympic record at intermediate distance	W - World record at intermediate distance	DNF - Did not Finish
DNS - Did not Start	DSQ - Disqualified	AF - African Record	=AF - Equal African Record
AM - Americas Record	=AM - Equal Americas Record	AS - Asian Record	=AS - Equal Asian Record
ER - European Record	=ER - Equal European Record	OC - Oceania Record	=OC - Equal Oceania Record

Latest News

- Natalie du Toit -- When taking part is more important than winning [2008-08-21]
- Men's Marathon 10km: Maarten van der Weijden surprises favorites [2008-08-21]
- Photos: Dutch swimmer wins Men's 10km Marathon Swimming gold [2008-08-21]
- Swimming Day 11 Preview: Men's Marathon 10km Dyatchin and Lurz to battle [2008-08-20]
- Women's Marathon 10km: Ilchenko wins gold in final flurry [2008-08-20]
- Photos: Ilchenko takes gold in Women's 10km Marathon Swimming [2008-08-20]
- Natalie du Toit ready to make Olympic history [2008-08-19]

Photos



Photos: Dutch swimmer wins Men's 10km Marathon Swimming gold



Photos: Ilchenko takes gold in Women's 10km Marathon Swimming



Swimming Review: Phelps takes greatest Olympic gold medal swag ever

More >>



Set as Homepage | Sealing 2008 | Equestrian 2008 | Preliminary site | BOBICO | Site Map | Contact | FAQ | RSS | IPv6

Copyright: The Beijing Organizing Committee for the Games of the XXIX Olympiad



The Official Website of the Beijing 2008 Olympic Games August 8-24, 2008

中文 Français

HOME

COMPETITION INFORMATION

Schedules & Results Medals Athletes & Teams Background Records

Schedules & Results > Swimming > Men's 200m Backstroke Final



Swimming

Results  
Men's 200m Backstroke Final

National Aquatics Center / Fri Aug 15 2008 / Start Time: 10:19

News Photos Videos

Medals Reports

Record	Splits	Name	NOC	Location	Date
WR 1:54.32	26.88 55.67 1:25.05	LOCHTE Ryan	USA	Melbourne (AUS)	Mar 30 2007
=WR 1:54.32	27.36 56.05 1:25.24	PEIRSOL Aaron	USA	Omaha, NE (USA)	Jul 4 2008
OR 1:54.95	27.17 56.13 1:25.30	PEIRSOL Aaron	USA	Athens (GRE)	Aug 19 2004

Event No: 21

Rank	Lane	Name	NOC	R.T.	50m	100m	150m	Time	Time Behind
	5	LOCHTE Ryan	USA	0.70	(2) 27.24	(3) 55.77 28.53	(=2) 1:25.06 29.29	<b>1:53.94</b> 28.88	WR
	4	PEIRSOL Aaron	USA	0.65	(3) 27.33	(2) 55.75 28.42	(=2) 1:25.06 29.31	<b>1:54.33</b> 29.27	0.39
	8	VYATCHANIN Arkady	RUS	0.79	(1) 26.90	(1) 55.34 28.44	(1) 1:24.83 29.49	<b>1:54.93</b> 30.10	0.99 ER
	3	ROGAN Markus	AUT	0.72	(7) 27.58	(5) 56.55 28.97	(4) 1:25.54 28.99	<b>1:55.49</b> 29.95	1.55
	6	IRIE Ryosuke	JPN	0.50	(=4) 27.37	(4) 56.37 29.00	(5) 1:25.88 29.51	<b>1:55.72</b> 29.84	1.78
	1	STOECKEL Hayden	AUS	0.63	(8) 27.67	(8) 57.33 29.66	(8) 1:27.37 30.04	<b>1:56.39</b> 29.02	2.45 OC
	2	FLOREA Razvan Ionut	ROU	0.66	(6) 27.44	(6) 56.76 29.32	(7) 1:26.91 30.15	<b>1:56.52</b> 29.61	2.58
	7	TAIT Gregor	GBR	0.68	(=4) 27.37	(7) 56.82 29.45	(6) 1:26.70 29.88	<b>1:57.00</b> 30.30	3.06

Legend

OR - Olympic Record	=OR - Equal Olympic Record	WR - World Record	=WR - Equal World Record
R.T. - Reaction Time	O - Olympic record at intermediate distance	W - World record at intermediate distance	DNF - Did not Finish
DNS - Did not Start	DSQ - Disqualified	AF - African Record	=AF - Equal African Record
AM - Americas Record	=AM - Equal Americas Record	AS - Asian Record	=AS - Equal Asian Record
ER - European Record	=ER - Equal European Record	OC - Oceania Record	=OC - Equal Oceania Record



### COMPETITION INFORMATION

Schedules & Results Medals Athletes & Teams Background Records

Schedules & Results > Swimming > Men's 100m Breaststroke - Heats

News Photos Videos



## Results Summary Men's 100m Breaststroke - Heats

Swimming National Aquatics Center / Sat Aug 9 2008 / Start Time: 20:23

Medals Reports

Record	Splits	Name	NOC	Location	Date
WR 59.13	27.66	HANSEN Brendan	USA	Irvine, CA (USA)	Aug 1 2006
OR 1:00.01	28.27	HANSEN Brendan	USA	Athens (GRE)	Aug 14 2004

Event No: 5

Rank	Heat	Lane	Name	Date of Birth	NOC	R.T.	50m	Time	Time Behind	
1	7	4	<u>QEN Alexander Dale</u>	May 21 1985	Norway	0.70	27.95	<b>59.41</b> 31.46		OR
2	8	4	<u>KITAJIMA Kosuke</u>	Sep 22 1982	Japan	0.69	28.34	<b>59.52</b> 31.18	0.11	
3	9	5	<u>DUBOSCO Hugues</u>	Aug 29 1981	France	0.72	28.51	<b>59.67</b> 31.16	0.26	
4	7	5	<u>RICKARD Brenton</u>	Oct 19 1983	Australia	0.84	28.19	<b>59.89</b> 31.70	0.48	OC
5	7	7	<u>van der BURGH Cameron</u>	May 25 1988	South Africa	0.65	28.12	<b>59.96</b> 31.84	0.55	AF
6	9	7	<u>TITENIS Giedrius</u>	Jul 21 1989	Lithuania	0.81	28.09	<b>1:00.11</b> 32.02	0.70	
7	9	3	<u>SLUDNOV Roman</u>	Feb 24 1980	Russian Fed.	0.85	28.23	<b>1:00.20</b> 31.97	0.79	
8	8	2	<u>BORYSIK Igor</u>	Jun 02 1984	Ukraine	0.85	28.12	<b>1:00.31</b> 32.19	0.90	
9	6	3	<u>DUGONJIC Damir</u>	Feb 21 1988	Slovenia	0.88	28.41	<b>1:00.35</b> 31.94	0.94	
10	7	3	<u>SPRENGER Christian</u>	Dec 19 1985	Australia	0.76	28.33	<b>1:00.36</b> 32.03	0.95	
10	9	4	HANSEN Brendan	Aug 15 1981	United States	0.70	28.50	<b>1:00.36</b> 31.86	0.95	
12	7	6	<u>LISOGOR Oleg</u>	Jan 17 1979	Ukraine	0.81	28.35	<b>1:00.65</b> 32.30	1.24	
13	9	2	<u>SUENAGA Yuta</u>	Apr 07 1985	Japan	0.72	28.92	<b>1:00.67</b> 31.75	1.26	
14	8	7	<u>ALEXANDROV Mihail</u>	Apr 09 1985	Bulgaria	0.73	28.53	<b>1:00.69</b> 32.16	1.28	
15	8	5	COOK Christopher	May 05 1979	Great Britain	0.75	28.75	<b>1:00.70</b> 31.95	1.29	
16	8	3	GANGLOFF Mark	Jun 08 1982	United States	0.80	28.26	<b>1:00.71</b> 32.45	1.30	
17	6	5	<u>POLYAKOV Vladislav</u>	Nov 30 1983	Kazakhstan	0.73	26.62	<b>1:00.80</b> 32.18	1.39	
18	4	4	MATE Istvan Hunor	Mar 13 1983	Austria	0.72	29.23	<b>1:00.93</b>	1.52	

							31.70		
19	8	8	BODOR Richard	Mar 10 1979	Hungary	0.77	28.85	1:00.97 32.12	1.56
20	5	5	BROWN Mike Andrew	May 05 1984	Canada	0.76	29.00	1:00.98 31.98	1.57
20	8	6	SNYDERS Glenn	Apr 07 1987	New Zealand	0.79	28.48	1:00.98 32.50	1.57
22	7	1	SILVA Felipe	May 14 1987	Brazil	0.74	28.52	1:01.04 32.52	1.63
23	7	2	BARBOSA Henrique	Jul 05 1984	Brazil	0.76	28.86	1:01.11 32.25	1.70
24	6	7	MARKIC Matjaz	Jan 12 1983	Slovenia	0.77	28.57	1:01.31 32.74	1.90
24	7	8	GYURTA Daniel	May 04 1989	Hungary	0.79	29.24	1:01.31 32.07	1.90
26	9	8	van VALKENGOED Thijs	Jul 06 1983	Netherlands	0.83	29.04	1:01.32 32.28	1.91
27	9	1	GILCHRIST Kristopher	Dec 03 1983	Great Britain	0.85	29.07	1:01.34 32.27	1.93
28	6	1	BOIS Mathieu	Jul 06 1988	Canada	0.71	29.14	1:01.45 32.31	2.04
29	6	6	JEDLIČKA Jiri	Feb 05 1987	Czech Republic	0.72	29.08	1:01.56 32.48	2.15
30	5	2	BREE Andrew	Mar 16 1981	Ireland	0.78	29.08	1:01.76 32.68	2.35
31	5	3	ANDERSSON Jonas	Feb 06 1984	Sweden	0.67	29.11	1:01.77 32.66	2.36
31	5	1	PREDA Valentin	May 24 1985	Romania	0.78	28.58	1:01.77 33.19	2.36
33	3	1	VELEZ Daniel	Dec 09 1983	Puerto Rico	0.77	28.99	1:01.80 32.81	2.39
34	8	1	KOMORNIKOV Dmltry	Jul 28 1981	Russian Fed.	0.77	29.27	1:01.82 32.55	2.41
35	5	4	RYZHKOV Yevgeniy	May 15 1985	Kazakhstan	0.72	29.25	1:01.83 32.58	2.42
35	6	4	IRADIER Borja	Mar 23 1980	Spain	0.80	29.31	1:01.83 32.52	2.42
37	6	2	ALVAREZ Melquiades	Aug 10 1988	Spain	0.78	29.28	1:01.89 32.61	2.48
38	3	2	SEJWAL Sandeep	Jan 23 1989	India	0.86	29.08	1:02.19 33.11	2.78
39	4	5	ATASOY Demir	May 26 1987	Turkey	0.67	29.02	1:02.25 33.23	2.84
40	4	2	SILADJI Caba	Aug 23 1990	Serbia	0.78	29.56	1:02.31 32.75	2.90
41	3	3	PRONO Genaro	Apr 29 1989	Paraguay	0.80	29.04	1:02.32 33.28	2.91
42	4	7	BEERI Tom	May 17 1986	Israel	0.83	29.86	1:02.42 32.56	3.01
42	5	6	ROGULJ Vanja	Feb 13 1982	Croatia	0.71	29.06	1:02.42 33.36	3.01
44	5	7	DAID Sofiane	Nov 06 1982	Algeria	0.76	29.69	1:02.45 32.76	3.04
45	4	6	ALJAND Martti	Nov 22 1987	Estonia	0.67	29.42	1:02.46 33.04	3.05
46	4	8	XUE Ruipeng	Mar 20 1988	China	0.76	29.69	1:02.48 32.79	3.07
47	4	3	SVEINSSON Jakob Johann	Nov 24 1982	Iceland	0.86	29.22	1:02.50 33.28	3.09
48	3	6	FALL Malick	Dec 11 1985	Senegal	0.78	29.01	1:02.51 33.50	3.10
49	5	8	VABISHCHEVICH Viktor	Mar 22 1989	Belarus	0.70	29.89	1:03.29	3.88



									33.40
50	9	6	ALYFANTIS Romanos Iasonas	Mar 21 1986	Greece	0.77	29.70	<b>1:03.39</b>	3.98
								33.69	
51	3	5	de PRINS Alwin	Oct 29 1978	Luxembourg	0.78	30.09	<b>1:03.64</b>	4.23
								33.55	
52	3	4	FERREYRA Sergio Andres	May 21 1977	Argentina	0.68	29.81	<b>1:03.65</b>	4.24
								33.84	
53	2	3	CRESPO ECHEVERRIA Edgar Roberto	May 11 1989	Panama	0.73	29.33	<b>1:03.72</b>	4.31
								34.39	
54	2	4	POSTICA Sergiu	May 17 1985	Rep. of Moldova	0.83	29.96	<b>1:03.83</b>	4.42
								33.87	
55	3	8	CROSS Andrei	Jun 02 1984	Barbados	0.76	29.38	<b>1:04.57</b>	5.16
								35.19	
56	3	7	DEMYANENKO Ivan	Apr 23 1989	Uzbekistan	0.71	29.55	<b>1:05.14</b>	5.73
								35.59	
57	2	6	KOUBROUSLI Wael	Jun 12 1988	Lebanon	0.76	31.24	<b>1:06.22</b>	6.81
								34.98	
58	2	5	NGUYEN Huu Viet	Oct 01 1988	Vietnam	0.80	31.48	<b>1:06.36</b>	6.95
								34.88	
59	2	2	RAJOHNSON Erik	Feb 04 1985	Madagascar	0.82	31.66	<b>1:08.42</b>	9.01
								36.76	
60	2	7	BOLDBAATAR Butekhujils	Feb 10 1990	Mongolia	0.76	32.32	<b>1:10.80</b>	11.39
								38.48	
61	1	4	ALARAG Osama Mohammed YE	Nov 15 1991	Qatar	0.88	32.62	<b>1:10.83</b>	11.42
								38.21	
62	1	5	AL-HABSI Mohammed	Aug 21 1991	Oman	0.86	33.92	<b>1:12.28</b>	12.87
								38.36	
63	1	3	QKOTAI Petero	Aug 03 1981	Cook Islands	0.77	37.33	<b>1:20.20</b>	20.79
								42.87	
	4	1	ALIREZAEI Mohammad	Jul 27 1985	Iran			DNS	
	6	8	TERRIN Alessandro	Jul 11 1985	Italy			DSQ	


Legend

WR - World Record	=WR - Equal World Record	OR - Olympic Record	=OR - Equal Olympic Record
AF - African Record	=AF - Equal African Record	AM - Americas Record	=AM - Equal Americas Record
AS - Asian Record	=AS - Equal Asian Record	ER - European Record	=ER - Equal European Record
OC - Oceania Record	=OC - Equal Oceania Record	R.T. - Reaction Time	DSQ - Disqualified
DNF - Did not Finish	DNS - Did not Start		

Latest News

- Natalie du Toit -- When taking part is more important than winning [2008-08-21]
- Men's Marathon 10km: Maarten van der Weijden surprises favorites [2008-08-21]
- Photos: Dutch swimmer wins Men's 10km Marathon Swimming gold [2008-08-21]
- Swimming Day 11 Preview: Men's Marathon 10km Dyatchin and Lurz to battle [2008-08-20]
- Women's Marathon 10km: Ilchenko wins gold in final flurry [2008-08-20]
- Photos: Ilchenko takes gold in Women's 10km Marathon Swimming [2008-08-20]
- Natalie du Toit ready to make Olympic history [2008-08-19]

Photos



Photos: Dutch swimmer wins Men's 10km Marathon Swimming gold



Photos: Ilchenko takes gold in Women's 10km Marathon Swimming



Swimming Review: Phelps takes greatest Olympic gold medal swag ever

More >>



Set as Homepage | Sailing 2008 | Equestrian 2008 | Preliminary site | BODICO | Site Map | Contact | FAQ | RSS | ipv6  
Copyright The Beijing Organizing Committee for the Games of the XXIX Olympiad



The Official Website of the Beijing 2008 Olympic Games August: 8-24, 2008

北京 2008 奥运会

HOME

COMPETITION INFORMATION

Schedules & Results Medals Athletes & Teams Background Records

Schedules & Results > Swimming > Men's 100m Breaststroke Semifinals



## Results Summary Men's 100m Breaststroke Semifinals

National Aquatics Center / Sun Aug 10 2008 / Start Time: 11:01

News Photos Videos

Medals Reports

Record	Splits	Name	NOC	Location	Date
WR 59.13	27.66	HANSEN Brendan	USA	Irvine, CA (USA)	Aug 1 2006
OR 59.41	27.95	OEN Alexander Dale	NOR	Beijing (CHN)	Aug 9 2008

Event No: 5

Rank	Heat	Lane	Name	Date of Birth	NOC	R.T.	50m	Time	Time Behind
1	2	4	<u><a href="#">OEN Alexander Dale</a></u>	May 21 1985	Norway	0.72	28.03	59.16 31.13	OR
2	1	4	<u><a href="#">KITAJIMA Kosuke</a></u>	Sep 22 1982	Japan	0.67	27.84	59.55 31.71	0.39
3	1	5	<u><a href="#">RICKARD Brenton</a></u>	Oct 19 1983	Australia	0.82	28.05	59.65 31.60	0.49 OC
4	2	5	<u><a href="#">DUBOSCO Hugues</a></u>	Aug 29 1981	France	0.76	28.82	59.83 31.01	0.67
5	2	7	<u><a href="#">HANSEN Brendan</a></u>	Aug 15 1981	United States	0.69	28.03	59.94 31.91	0.78
6	2	6	<u><a href="#">SLUDNOV Roman</a></u>	Feb 24 1980	Russian Fed.	0.74	28.05	1:00.10 32.05	0.94
7	1	6	<u><a href="#">GANGLOFF Mark</a></u>	Jun 08 1982	United States	0.69	28.42	1:00.44 32.02	1.28
8	1	6	<u><a href="#">BORYSIK Igor</a></u>	Jun 02 1984	Ukraine	0.80	28.46	1:00.55 32.09	1.39
9	1	7	<u><a href="#">LISOGOR Oleg</a></u>	Jan 17 1979	Ukraine	0.79	28.67	1:00.56 31.89	1.40
10	2	3	<u><a href="#">van der BURGH Cameron</a></u>	May 25 1988	South Africa	0.76	28.20	1:00.57 32.37	1.41
11	1	1	<u><a href="#">ALEXANDROV Mihail</a></u>	Apr 09 1985	Bulgaria	0.75	28.31	1:00.61 32.30	1.45
12	1	3	<u><a href="#">TITENIS Giedrius</a></u>	Jul 21 1989	Lithuania	0.92	28.29	1:00.66 32.37	1.50
13	2	1	<u><a href="#">SUENAGA Yuta</a></u>	Apr 07 1985	Japan	0.73	28.82	1:00.67 31.85	1.51
14	1	2	<u><a href="#">SPRENGER Christian</a></u>	Dec 19 1985	Australia	0.72	28.42	1:00.76 32.34	1.60
15	2	8	<u><a href="#">COOK Christopher</a></u>	May 05 1979	Great Britain	0.71	28.40	1:00.81 32.41	1.65
16	2	2	<u><a href="#">DUGONJIC Damir</a></u>	Feb 21 1988	Slovenia	0.79	28.29	1:00.92 32.63	1.76

Legend

WR - World Record      =WR - Equal World Record      OP - Olympic Record      =OR - Equal Olympic Record  
 AF - African Record      =AF - Equal African Record      AM - Americas Record      =AM - Equal Americas Record



COMPETITION INFORMATION

Schedules & Results Medals Athletes & Teams Background Records

Schedules & Results > Swimming > Men's 100m Breaststroke Final

News Photos Videos



**Results**  
**Men's 100m Breaststroke Final**

Swimming

National Aquatics Center / Mon Aug 11 2008 / Start Time: 10:30

Medals Reports

Record	Splits	Name	NOC	Location	Date
WR 59.13	27.66	HANSEN Brendan	USA	Irvine, CA (USA)	Aug 1 2006
OR 59.16	28.03	OEN Alexander Dale	NOR	Beijing (CHN)	Aug 10 2008

Event No: 5

Rank	Lane	Name	NOC	R.T.	50m	Time	Time Behind	WR
1	5	<u>KITAJIMA Kosuke</u>	JPN	0.69	(3) 28.03	<b>58.91</b> 30.88		WR
2	4	<u>OEN Alexander Dale</u>	NOR	0.72	(1) 27.85	<b>59.20</b> 31.35	0.29	
3	6	<u>DUBOSCO Hugues</u>	FRA	0.72	(7) 28.34	<b>59.37</b> 31.03	0.46	
4	2	<u>HANSEN Brendan</u>	USA	0.71	(2) 27.97	<b>59.57</b> 31.60	0.66	
5	3	<u>RICKARD Brenton</u>	AUS	0.96	(4) 28.04	<b>59.74</b> 31.70	0.83	
6	7	<u>SLUDNOV Roman</u>	RUS	0.78	(8) 28.49	<b>59.87</b> 31.38	0.96	
7	8	<u>BORYSIK Igor</u>	UKR	0.84	(6) 28.18	<b>1:00.20</b> 32.02	1.29	
8	1	<u>GANGLOFF Mark</u>	USA	0.69	(5) 28.09	<b>1:00.24</b> 32.15	1.33	

Legend

OR - Olympic Record	=OR - Equal Olympic Record	WR - World Record	=WR - Equal World Record
R.T. - Reaction Time	O - Olympic record at Intermediate distance	W - World record at intermediate distance	DNF - Did not Finish
DNS - Did not Start	DSQ - Disqualified	AF - African Record	=AF - Equal African Record
AM - Americas Record	=AM - Equal Americas Record	AS - Asian Record	=AS - Equal Asian Record
ER - European Record	=ER - Equal European Record	OC - Oceania Record	=OC - Equal Oceania Record



COMPETITION INFORMATION

Schedules & Results Medals Athletes & Teams Background Records

Schedules & Results > Swimming > Men's 200m Breaststroke - Heats



Swimming

## Results Summary

### Men's 200m Breaststroke - Heats

National Aquatics Center / Tue Aug 12 2008 / Start Time: 19:22

News Photos Videos

Medals Reports

Record	Splits	Name	NOC	Location	Date
WR 2:07.51	28.91 1:01.27 1:34.24	KITAJIMA Kosuke	JPN	Tokyo (JPN)	Jun 8 2008
OR 2:09.44	29.10 1:02.12 1:35.96	KITAJIMA Kosuke	JPN	Athens (GRE)	Aug 18 2004

Event No: 18

Rank	Heat	Lane	Name	Date of Birth	NOC	R.T.	50m	100m	150m	Time	Time Behind
1	7	6	<u>GYURTA Daniel</u>	May 04 1989	Hungary	0.80	29.91	1:02.94 33.03	1:35.78 32.84	<b>2:08.68</b> 32.90	OR
2	5	2	<u>BQSSINI Paolo</u>	Jun 29 1985	Italy	0.89	29.71	1:02.60 32.89	1:35.43 32.83	<b>2:08.98</b> 33.55	0.30
3	7	2	<u>FACCI Loris</u>	Aug 13 1983	Italy	0.85	29.78	1:03.03 33.25	1:35.87 32.84	<b>2:09.12</b> 33.25	0.44
4	7	5	<u>DUBOISQ Hugues</u>	Aug 29 1981	France	0.74	29.51	1:02.33 32.82	1:35.84 33.51	<b>2:09.42</b> 33.58	0.74
5	6	6	<u>BROWN Mike Andrew</u>	May 05 1984	Canada	0.74	29.50	1:02.34 32.84	1:35.71 33.37	<b>2:09.84</b> 34.13	1.16
6	7	4	<u>KITAJIMA Kosuke</u>	Sep 22 1982	Japan	0.73	29.60	1:02.45 32.85	1:36.04 33.59	<b>2:09.89</b> 33.85	1.21
7	6	3	<u>SHANTEAU Eric</u>	Oct 01 1983	United States	0.76	30.08	1:03.07 32.99	1:36.46 33.39	<b>2:10.29</b> 33.83	1.61
8	6	2	<u>DIERING William</u>	May 07 1986	South Africa	0.65	29.41	1:03.00 33.59	1:36.56 33.56	<b>2:10.39</b> 33.83	1.71
9	6	7	<u>VERSEFELD Neil</u>	Mar 29 1985	South Africa	0.66	29.87	1:03.20 33.33	1:36.59 33.39	<b>2:10.50</b> 33.91	1.82
10	5	5	<u>SPANN Scott</u>	May 11 1988	United States	0.69	29.59	1:02.86 33.27	1:36.97 34.11	<b>2:10.61</b> 33.64	1.93
11	7	7	<u>POLYAKOV Vladislav</u>	Nov 30 1983	Kazakhstan	0.76	29.53	1:03.27 33.74	1:36.92 33.65	<b>2:10.83</b> 33.91	2.15
12	4	7	<u>BREE Andrew</u>	Mar 16 1981	Ireland	0.79	29.96	1:02.83 32.87	1:36.58 33.75	<b>2:10.91</b> 34.33	2.23
13	6	4	<u>RICKARD Brenton</u>	Oct 19 1983	Australia	0.91	29.35	1:02.46 33.11	1:36.58 34.12	<b>2:11.00</b> 34.42	2.32
14	7	1	<u>BORYSIK Igor</u>	Jun 02 1984	Ukraine	0.86	30.09	1:03.44 33.35	1:37.00 33.56	<b>2:11.08</b> 34.08	2.40
15	5	3	<u>GILCHRIST Kristopher</u>	Dec 03 1983	Great Britain	0.89	29.57	1:02.81 33.24	1:36.46 33.65	<b>2:11.13</b> 34.67	2.45
16	4	6	<u>SNYDERS Glenn</u>	Apr 07 1987	New Zealand	0.77	30.06	1:03.28 33.22	1:37.33 34.05	<b>2:11.19</b> 33.86	2.51
17	6	5	<u>OEN Alexander Dale</u>	May 21 1965	Norway	0.74	29.23	1:02.47 33.24	1:36.59 34.12	<b>2:11.30</b> 34.71	2.62
17	7	3	<u>SUENAGA Yuta</u>	Apr 07 1985	Japan	0.80	29.91	1:03.32	1:37.02	<b>2:11.30</b>	2.62

								33.41	33.70	34.28	
19	3	3	PEREIRA Thiago	Jan 26 1986	Brazil	0.88	29.96	1:03.08 33.12	1:36.68 33.60	2:11.40 34.72	2.72
20	3	5	BEERI Tom	May 17 1986	Israel	0.78	30.20	1:03.32 33.12	1:37.10 33.78	2:11.44 34.34	2.76
21	4	1	MATE Istvan Hunor	Mar 13 1983	Austria	0.75	30.39	1:04.34 33.95	1:37.96 33.62	2:11.56 33.60	2.88
22	7	8	DYMO Valerij	Sep 09 1985	Ukraine	0.77	30.23	1:03.64 33.41	1:37.77 34.13	2:11.65 33.88	2.97
23	5	4	FALKO Grigory	May 09 1987	Russian Fed.	0.71	30.03	1:03.34 33.31	1:37.30 33.96	2:11.88 34.58	3.20
24	5	8	ALEXANDROV Mihail	Apr 09 1985	Bulgaria	0.74	29.66	1:03.39 33.73	1:37.62 34.23	2:11.94 34.32	3.26
25	4	5	RYZHKOV Yevgeniy	May 15 1985	Kazakhstan	0.73	30.33	1:03.28 32.95	1:37.35 34.07	2:12.44 35.09	3.76
26	5	6	SPRENGER Christian	Dec 19 1985	Australia	0.68	29.78	1:03.44 33.66	1:37.72 34.28	2:12.56 34.84	3.88
27	3	4	ALVAREZ Melquiades	Aug 10 1988	Spain	0.89	30.44	1:03.90 33.46	1:37.78 33.88	2:12.59 34.81	3.91
28	4	8	NICOLARDOT Julien	Dec 13 1981	France	0.73	30.30	1:03.82 33.52	1:37.91 34.09	2:12.76 34.85	4.08
29	5	1	BOIS Mathieu	Jul 06 1988	Canada	0.71	29.84	1:03.34 33.50	1:37.83 34.49	2:12.87 35.04	4.19
30	6	1	BARBOSA Henrique	Jul 05 1984	Brazil	0.76	29.66	1:03.31 33.65	1:37.32 34.01	2:12.99 35.67	4.31
31	1	4	DAUTARTAS Edvinas	Aug 28 1987	Lithuania	0.81	29.81	1:03.21 33.40	1:37.49 34.28	2:13.11 35.62	4.43
32	2	4	ALMEIDA Carlos	Aug 04 1988	Portugal	0.80	30.64	1:04.58 33.94	1:38.41 33.83	2:13.34 34.93	4.66
33	6	8	CHRISTENSEN Chris	Mar 02 1988	Denmark	0.82	30.89	1:04.41 33.52	1:39.04 34.63	2:13.92 34.88	5.24
34	4	3	GARCIA Sergio	Oct 09 1989	Spain	0.87	30.25	1:04.18 33.93	1:38.91 34.73	2:14.30 35.39	5.62
35	4	2	PODOPRIGORA Maxim	Apr 18 1978	Austria	0.76	30.47	1:04.45 33.98	1:38.95 34.50	2:14.43 35.48	5.75
36	1	6	SEIWAL Sandeep	Jan 23 1989	India	0.85	30.26	1:04.28 34.02	1:39.15 34.87	2:15.24 36.09	6.56
37	4	4	KIRTON James	Apr 10 1985	Great Britain	0.75	30.12	1:03.86 33.74	1:38.83 34.97	2:15.25 36.42	6.57
38	2	3	SYEINSSON Jakob Johann	Nov 24 1982	Iceland	0.87	30.67	1:05.01 34.34	1:39.92 34.91	2:15.58 35.66	6.90
39	3	2	JEDLICKA Jiri	Feb 05 1987	Czech Republic	0.88	30.03	1:03.86 33.83	1:38.79 34.93	2:15.79 37.00	7.11
40	2	8	CARNOL Laurent	Oct 17 1989	Luxembourg	0.78	31.33	1:06.19 34.86	1:41.01 34.82	2:15.87 34.86	7.19
41	3	8	ALYFANTIS Romanos Iasonas	Mar 21 1986	Greece	0.80	30.61	1:05.47 34.86	1:40.78 35.31	2:16.04 35.26	7.36
42	3	7	DAID Sofiane	Nov 06 1982	Algeria	0.77	30.97	1:05.83 34.86	1:41.33 35.50	2:16.15 34.82	7.47
43	2	5	SIN Sujong	Feb 15 1988	Korea	0.80	31.74	1:06.40 34.66	1:41.47 35.07	2:16.21 34.74	7.53
44	3	6	LAI Zhongjian	Jan 28 1988	China	0.72	31.15	1:05.38 34.23	1:40.15 34.77	2:16.28 36.13	7.60
45	5	7	ZINOVYEV Alexey	Feb 15 1990	Russian Fed.	0.82	30.81	1:05.06 34.25	1:40.35 35.29	2:16.40 36.05	7.72
46	2	6	ALJAND Martti	Nov 22 1987	Estonia	0.70	31.16	1:06.07 34.91	1:41.53 35.46	2:16.52 34.99	7.84
47	2	2	MOLINA Miguel	Jul 22 1984	Philippines	0.71	30.84	1:05.18 34.34	1:39.98 34.80	2:16.94 36.96	8.26
48	3	1	van AGGELE Robin	Jul 30 1984	Netherlands	0.79	29.80	1:04.47 34.67	1:40.21 35.74	2:17.14 36.93	8.46
49	2	1	WANG Wei-Wen	Dec 16 1986	Chinese Taipei	0.70	31.19	1:05.66	1:40.93	2:17.20	8.52

							34.49	35.25	36.27		
50	1	2	ANDARA GONZÁLEZ Leopoldo José	Jun 27 1986	Venezuela	0.81	31.85	1:07.47	1:42.06	<b>2:17.77</b>	9.09
								35.62	34.59	35.71	
51	1	5	AŞLANOĞLU Omer	May 23 1988	Turkey	0.77	31.08	1:05.76	1:41.90	<b>2:17.93</b>	9.25
								34.66	36.14	36.03	
52	1	3	FERREYRA Sergio Andres	May 21 1977	Argentina	0.66	31.34	1:06.31	1:42.40	<b>2:20.10</b>	11.42
								34.97	36.09	37.70	
	2	7	PREDA Valentin	May 24 1985	Romania						DNS

Legend

WR - World Record	=WR - Equal World Record	OR - Olympic Record	=OR - Equal Olympic Record
AF - African Record	=AF - Equal African Record	AM - Americas Record	=AM - Equal Americas Record
AS - Asian Record	=AS - Equal Asian Record	ER - European Record	=ER - Equal European Record
OC - Oceania Record	=OC - Equal Oceania Record	R.T. - Reaction Time	DSQ - Disqualified
DNF - Did not Finish	DNS - Did not Start		

Latest News

- Natalie du Toit -- When taking part is more important than winning [2008-08-21]
- Men's Marathon 10km: Maarten van der Weljden surprises favorites [2008-08-21]
- Photos: Dutch swimmer wins Men's 10km Marathon Swimming gold [2008-08-21]
- Swimming Day 11 Preview: Men's Marathon 10km Dyatchin and Lurz to battle [2008-08-20]
- Women's Marathon 10km: Ilchenko wins gold in final flurry [2008-08-20]
- Photos: Ilchenko takes gold in Women's 10km Marathon Swimming [2008-08-20]
- Natalie du Toit ready to make Olympic history [2008-08-19]

Photos



Photos: Dutch swimmer wins Men's 10km Marathon Swimming gold



Photos: Ilchenko takes gold in Women's 10km Marathon Swimming



Swimming Review: Phelps takes greatest Olympic gold medal swag ever

[More>>](#)



Set as Homepage | Sailing 2008 | Equestrian 2008 | Preliminary site | BOBICO | Site Map | Contact | FAQ | RSS | IPv6  
 Copyright The Beijing Organizing Committee for the Games of the XXIX Olympiad



COMPETITION INFORMATION

- Schedules & Results
- Medals
- Athletes & Teams
- Background
- Records

Schedules & Results > Swimming > Men's 200m Breaststroke Semifinals

News Photos Videos



Results Summary  
Men's 200m Breaststroke Semifinals

Swimming

National Aquatics Center / Wed Aug 13 2008 / Start Time: 10:50

Medals Reports

Record	Splits			Name	NOC	Location	Date
WR 2:07.51	28.91	1:01.27	1:34.24	KITAJIMA Kosuke	JPN	Tokyo (JPN)	Jun 8 2008
OR 2:08.68	29.91	1:02.94	1:35.78	GYURTA Daniel	HUN	Beijing (CHN)	Aug 12 2008

Event No: 18

Rank	Heat	Lane	Name	Date of Birth	NOC	R.T.	50m	100m	150m	Time	Time Behind	
1	1	3	<u>KITAJIMA Kosuke</u>	Sep 22 1982	Japan	0.77	29.16	1:01.50 32.34	1:34.33 32.83	2:08.61 34.28		OR
2	2	3	<u>BROWN Mike Andrew</u>	May 05 1984	Canada	0.78	29.48	1:02.16 32.68	1:35.20 33.04	2:08.84 33.64	0.23	
3	1	2	<u>SPANN Scott</u>	May 11 1988	United States	0.71	29.29	1:02.06 32.77	1:35.56 33.50	2:09.08 33.52	0.47	
4	2	1	<u>RICKARD Brenton</u>	Oct 19 1983	Australia	0.86	29.26	1:02.05 32.79	1:35.63 33.58	2:09.72 34.09	1.11	
5	2	4	<u>GYURTA Daniel</u>	May 04 1989	Hungary	0.81	29.97	1:03.33 33.36	1:36.49 33.16	2:09.73 33.24	1.12	
6	2	5	<u>FACCI Loris</u>	Aug 13 1983	Italy	0.85	30.36	1:03.74 33.38	1:36.83 33.09	2:09.75 32.92	1.14	
7	1	4	<u>BOSSINI Paolo</u>	Jun 29 1985	Italy	0.92	29.96	1:02.77 32.81	1:36.08 33.31	2:09.95 33.87	1.34	
8	1	5	<u>DUBOSCO Huques</u>	Aug 29 1981	France	0.74	29.23	1:02.20 32.97	1:35.76 33.56	2:09.97 34.21	1.36	
9	2	2	<u>VERSFELD Neil</u>	Mar 29 1985	South Africa	0.69	29.66	1:02.85 33.19	1:36.21 33.36	2:10.06 33.85	1.45	AF
10	2	6	<u>SHANTEAU Eric</u>	Oct 01 1983	United States	0.74	30.08	1:03.32 33.24	1:36.71 33.39	2:10.10 33.39	1.49	
11	1	7	<u>BREE Andrew</u>	Mar 16 1981	Ireland	0.79	29.76	1:02.75 32.99	1:36.21 33.46	2:10.16 33.95	1.55	
12	1	6	<u>DIERING William</u>	May 07 1986	South Africa	0.66	29.63	1:02.87 33.24	1:36.34 33.47	2:10.21 33.87	1.60	
13	2	8	<u>GILCHRIST Kristopher</u>	Dec 03 1983	Great Britain	0.85	29.80	1:02.83 33.03	1:36.52 33.69	2:10.27 33.75	1.66	
14	1	1	<u>BORYSIK Igor</u>	Jun 02 1984	Ukraine	0.85	29.84	1:03.08 33.24	1:36.68 33.60	2:10.99 34.31	2.38	
15	2	7	<u>POLYAKOV Vladislav</u>	Nov 30 1983	Kazakhstan	0.77	29.96	1:03.75 33.79	1:37.70 33.95	2:11.87 34.17	3.26	
16	1	8	<u>SNYDERS Glenn</u>	Apr 07 1987	New Zealand	0.79	29.99	1:03.61 33.62	1:37.69 34.08	2:12.07 34.38	3.46	

Legend

WR - World Record

=WR - Equal World Record

OR - Olympic Record

=OR - Equal Olympic Record

AF - African Record

=AF - Equal African Record

AM - Americas Record

=AM - Equal Americas Record



The Official Website of the Beijing 2008 Olympic Games August 8-24, 2008

中文 简体

HOME

COMPETITION INFORMATION

- Schedules & Results
- Medals
- Athletes & Teams
- Background
- Records

Schedules & Results > Swimming > Men's 200m Breaststroke Final



## Results Men's 200m Breaststroke Final

News Photos Videos

Swimming

National Aquatics Center / Thu Aug 14 2008 / Start Time: 10:03

Medals Reports

Record	Splits			Name	NOC	Location	Date
WR 2:07.51	28.91	1:01.27	1:34.24	KITAJIMA Kosuke	JPN	Tokyo (JPN)	Jun 8 2008
OR 2:08.61	29.16	1:01.50	1:34.33	KITAJIMA Kosuke	JPN	Beijing (CHN)	Aug 13 2008

Event No: 18

Rank	Lane	Name	NOC	R.T.	50m	100m	150m	Time	Time Behind	
	4	<u>KITAJIMA Kosuke</u>	JPN	0.69	(1) 29.04	(1) 1:01.13 32.09	(1) 1:34.05 32.92	<b>2:07.64</b>		OR
	6	<u>RICKARD Brenton</u>	AUS	0.88	(2) 29.09	(2) 1:01.57 32.48	(3) 1:34.92 33.35	<b>2:08.88</b>	1.24	OC
	8	<u>DUBOSCO Hugues</u>	FRA	0.78	(3) 29.17	(3) 1:01.71 32.54	(2) 1:34.89 33.18	<b>2:08.94</b>	1.30	
	5	<u>BROWN Mike Andrew</u>	CAN	0.77	(4) 29.43	(4) 1:02.05 32.62	(4) 1:35.21 33.16	<b>2:09.03</b>	1.39	
	2	<u>GYURTA Daniel</u>	HUN	0.80	(8) 29.86	(8) 1:02.94 33.08	(5) 1:35.89 32.95	<b>2:09.22</b>	1.58	
	3	<u>SPANN Scott</u>	USA	0.74	(6) 29.48	(5) 1:02.22 32.74	(7) 1:36.06 33.84	<b>2:09.76</b>	2.12	
	7	<u>FACCI Loris</u>	ITA	0.84	(7) 29.64	(7) 1:02.49 32.85	(8) 1:36.08 33.59	<b>2:10.57</b>	2.93	
	1	<u>BOSSINI Paolo</u>	ITA	0.84	(5) 29.46	(6) 1:02.33 32.87	(6) 1:35.92 33.59	<b>2:11.48</b>	3.84	

Legend

OR - Olympic Record	=OR - Equal Olympic Record	WR - World Record	=WR - Equal World Record
R.T. - Reaction Time	O - Olympic record at Intermediate distance	W - World record at intermediate distance	DNF - Did not Finish
DNS - Did not Start	DSQ - Disqualified	AF - African Record	=AF - Equal African Record
AM - Americas Record	=AM - Equal Americas Record	AS - Asian Record	=AS - Equal Asian Record
ER - European Record	=ER - Equal European Record	OC - Oceania Record	=OC - Equal Oceania Record





The Official Website of the Beijing 2008 Olympic Games August 8-24, 2008

中文 Français

HOME

COMPETITION INFORMATION

- [Schedules & Results](#)
- [Medals](#)
- [Athletes & Teams](#)
- [Background](#)
- [Records](#)

Schedules & Results > Swimming > Men's 100m Butterfly - Heats

[News](#) [Photos](#) [Videos](#)



## Results Summary Men's 100m Butterfly - Heats

Swimming National Aquatics Center / Thu Aug 14 2008 / Start Time: 19:54

[Medals](#) [Reports](#)

Record	Splits	Name	NOC	Location	Date
WR 50.40	23.51	CROCKER Ian	USA	Montreal (CAN)	Jul 30 2005
OR 51.25	24.36	PHELPS Michael	USA	Athens (GRE)	Aug 20 2004

Event No: 27

Rank	Heat	Lane	Name	Date of Birth	NOC	R.T.	50m	Time	Time Behind	
1	9	5	<a href="#">CAVIC Milorad</a>	May 31 1984	Serbia	0.78	23.45	<b>50.76</b> 27.31		OR
2	9	4	<a href="#">PHELPS Michael</a>	Jun 30 1985	United States	0.70	24.41	<b>50.87</b> 26.46	0.11	
3	9	7	<a href="#">SERDINOV Andrii</a>	Nov 17 1982	Ukraine	0.72	23.79	<b>51.10</b> 27.31	0.34	
4	7	5	<a href="#">DUNFORD Jason</a>	Nov 28 1986	Kenya	0.70	23.71	<b>51.14</b> 27.43	0.38	AF
5	9	2	<a href="#">MANKOC Peter</a>	Jul 04 1978	Slovenia	0.71	24.06	<b>51.24</b> 27.18	0.48	
6	7	3	<a href="#">LAUTERSTEIN Andrew</a>	May 22 1987	Australia	0.83	24.05	<b>51.37</b> 27.32	0.61	OC
7	7	7	<a href="#">FUJII Takuro</a>	Apr 21 1985	Japan	0.68	24.50	<b>51.50</b> 27.00	0.74	AS
8	8	5	<a href="#">SUBIRATS ALTES Albert</a>	Sep 25 1986	Venezuela	0.74	24.30	<b>51.71</b> 27.41	0.95	
9	8	1	<a href="#">SWANEPOEL Corney</a>	Mar 17 1986	New Zealand	0.68	24.10	<b>51.78</b> 27.68	1.02	
10	6	2	<a href="#">BREUS Sergii</a>	Jan 30 1983	Ukraine	0.71	24.14	<b>51.82</b> 27.68	1.06	
11	7	4	<a href="#">BOUSQUET Frederick</a>	Apr 08 1981	France	0.77	24.02	<b>51.83</b> 27.81	1.07	
12	6	8	<a href="#">SHI Feng</a>	Nov 06 1988	China	0.73	24.00	<b>51.87</b> 27.87	1.11	
13	8	4	<a href="#">CROCKER Ian</a>	Aug 31 1982	United States	0.71	24.15	<b>51.95</b> 27.80	1.19	
14	7	2	<a href="#">PINI Ryan</a>	Dec 10 1981	Papua N Guinea	0.78	24.04	<b>52.00</b> 27.96	1.24	
15	5	3	<a href="#">FERNES Lyndon</a>	Sep 24 1983	South Africa	0.77	23.98	<b>52.04</b> 28.06	1.28	
16	9	6	<a href="#">ALMEIDA Kaio</a>	Oct 19 1984	Brazil	0.67	24.41	<b>52.05</b> 27.64	1.29	
17	8	7	<a href="#">PINE Adam</a>	Feb 28 1976	Australia	0.73	24.73	<b>52.07</b> 27.34	1.31	
18	6	6	<a href="#">FROLANDER Lars</a>	May 26 1974	Sweden	0.72	24.22	<b>52.15</b>	1.39	

								27.93	
19	4	3	ANDKJAER Jakob Schjoett	May 07 1985	Denmark	0.81	24.25	52.24 27.99	1.48
20	5	5	TODOROVIC Mario	Oct 11 1988	Croatia	0.72	24.41	52.26 27.85	1.50
20	7	1	SKVORTSOV Nikolay	Mar 28 1984	Russian Fed.	0.76	24.74	52.26 27.52	1.50
20	9	1	van AGGELE Robin	Jul 30 1984	Netherlands	0.75	24.21	52.26 28.05	1.50
23	8	6	MANGABEIRA Gabriel	Jan 31 1982	Brazil	0.65	24.48	52.28 27.80	1.52
24	8	3	KOROTYSHKIN Evgeny	Apr 30 1983	Russian Fed.	0.80	24.42	52.30 27.88	1.54
25	4	4	PASTRAS Sotirios	Apr 21 1986	Greece	0.70	24.41	52.41 28.00	1.65
26	9	3	KISHIDA Masayuki	Nov 24 1985	Japan	0.67	24.30	52.45 28.15	1.69
27	6	4	ROCK Michael	Mar 13 1987	Great Britain	0.65	24.47	52.48 28.01	1.72
28	4	6	GHERGHEL Ioan Stefan	Aug 18 1978	Romania	0.73	24.86	52.50 27.64	1.74
29	6	5	COOPER Todd	Jun 25 1983	Great Britain	0.68	24.41	52.52 28.11	1.76
30	8	2	MUNOZ Rafael	Mar 03 1988	Spain	0.77	24.54	52.53 27.99	1.77
31	8	8	LEBON Christophe	Nov 08 1982	France	0.83	24.38	52.56 28.18	1.80
32	6	3	BURMESTER Moss	Jun 19 1981	New Zealand	0.71	24.77	52.67 27.90	1.91
33	5	1	MORGADO Simao	Mar 04 1979	Portugal	0.66	24.43	52.80 28.37	2.04
34	3	2	SALCIUS Rimvydas	Jan 31 1985	Lithuania	0.77	24.37	52.90 28.53	2.14
34	7	8	BARTOCH Joe	Jan 03 1983	Canada	0.74	24.25	52.90 28.65	2.14
36	3	4	MANDEL Alon	Aug 23 1988	Israel	0.79	24.93	52.99 28.06	2.23
37	5	2	HEERSBRANDT Francois	Dec 12 1989	Belgium	0.74	24.61	53.33 28.72	2.57
38	5	8	LENNOX-SILVA Douglas	Apr 10 1987	Puerto Rico	0.64	24.76	53.34 28.58	2.58
39	5	6	SIOUJ Adam	May 10 1982	Canada	0.79	24.79	53.38 28.59	2.62
40	5	4	LENDJER Ivan	Jul 29 1990	Serbia	0.81	24.81	53.41 28.60	2.65
41	9	8	STARKE Benjamin	Nov 25 1986	Germany	0.75	24.59	53.50 28.91	2.74
42	4	1	RUBACEK Michal	Dec 19 1986	Czech Republic	0.74	24.77	53.53 28.76	2.77
43	5	7	LAZUKA Evgeny	Apr 19 1989	Belarus	0.73	24.30	53.54 29.24	2.78
44	7	6	RUPPRATH Thomas	Mar 16 1977	Germany	0.67	24.58	53.56 28.98	2.80
45	4	2	VELOZ Juan Jose	Sep 24 1982	Mexico	0.74	25.24	53.58 28.34	2.82
45	6	7	ALESI GONZALEZ Octavio Andres	Dec 10 1986	Venezuela	0.59	24.45	53.58 29.13	2.82
47	6	1	PUNINSKI Alexei	Jan 11 1985	Croatia	0.70	24.20	53.65 29.45	2.89
48	4	8	GAMBIN Ryan	May 23 1985	Malta	0.72	24.88	53.70 28.82	2.94
49	3	3	KNOWLES Jeremy	Aug 30 1981	Bahamas	0.72	25.39	53.72	2.96

												28.33
50	3	1	MADARASSY Adam	Mar 14 1985	Hungary	0.69	25.09	<b>53.93</b>	3.17			28.84
51	2	5	FRASER Shaune	Mar 29 1988	Cayman Islands	0.74	25.53	<b>54.08</b>	3.32			28.55
52	3	8	REYNISSON Hjortur Mar	Mar 28 1983	Iceland	0.79	24.93	<b>54.17</b>	3.41			29.24
53	3	7	BECERRA Camilo	Oct 10 1980	Colombia	0.72	24.86	<b>54.27</b>	3.51			29.41
54	2	4	BEGO Daniele	Sep 18 1989	Malaysia	0.64	25.29	<b>54.38</b>	3.62			29.09
55	2	2	TOUW NGIE TJOUW Gordon	Jul 09 1985	Suriname	0.76	25.51	<b>54.54</b>	3.78			29.03
56	2	6	KHURDYEV Rustam	Jan 06 1985	Kazakhstan	0.73	25.51	<b>54.62</b>	3.86			29.11
57	4	7	POSERIA Ankur	Mar 16 1987	India	0.77	25.09	<b>54.74</b>	3.98			29.65
58	3	5	URAS Onur	Jan 01 1985	Turkey	0.73	25.49	<b>54.79</b>	4.03			29.30
59	1	3	DUDA Andrejs	Oct 30 1981	Latvia	0.68	26.23	<b>55.20</b>	4.44			28.97
60	3	6	PALAZOV Georgi	Feb 04 1980	Bulgaria	0.89	25.51	<b>55.25</b>	4.49			29.74
61	2	3	NADA Ahmed	Dec 06 1986	Egypt	0.86	25.82	<b>55.59</b>	4.83			29.77
61	2	1	ALMUHANA Bader Abdulrahman	Nov 15 1988	Saudi Arabia	0.70	26.08	<b>55.59</b>	4.83			29.51
63	1	4	MATIAS Joao Luis Cardoso	Sep 29 1986	Angola	0.73	26.62	<b>57.06</b>	6.30			30.44
64	2	7	NISIC Nedim	Mar 07 1984	Bosnia/Herzegov	0.77	26.47	<b>57.16</b>	6.40			30.69
65	1	5	CAMARGO Marco	May 08 1989	Ecuador	0.69	26.83	<b>57.48</b>	6.72			30.65
	4	5	NALESSO Mattia	Feb 13 1981	Italy							DNS

Legend

WR - World Record	=WR - Equal World Record	OR - Olympic Record	=OR - Equal Olympic Record
AF - African Record	=AF - Equal African Record	AM - Americas Record	=AM - Equal Americas Record
AS - Asian Record	=AS - Equal Asian Record	ER - European Record	=ER - Equal European Record
OC - Oceania Record	=OC - Equal Oceania Record	R.T. - Reaction Time	DSQ - Disqualified
DNF - Did not Finish	DNS - Did not Start		


Latest News

- Natalie du Toit -- When taking part is more important than winning [2008-08-21]
- Men's Marathon 10km: Maarten van der Weijden surprises favorites [2008-08-21]
- Photos: Dutch swimmer wins Men's 10km Marathon Swimming gold [2008-08-21]
- Swimming Day 11 Preview: Men's Marathon 10km Dyatchin and Lurz to battle [2008-08-20]
- Women's Marathon 10km: Ilchenko wins gold in final flurry [2008-08-20]
- Photos: Ilchenko takes gold in Women's 10km Marathon Swimming [2008-08-20]
- Natalie du Toit ready to make Olympic history [2008-08-19]

Photos



Photos: Dutch swimmer wins Men's 10km Marathon Swimming gold



Photos: Ilchenko takes gold in Women's 10km Marathon Swimming



Swimming Review: Phelps takes greatest Olympic gold medal swag ever

More >



Set as Homepage | Sailing 2008 | Equestrian 2008 | Preliminary site | SOBICO | Site Map | Contact | FAQ | RSS | IPv6  
Copyright The Beijing Organizing Committee for the Games of the XXIX Olympiad



The Official Website of the Beijing 2008 Olympic Games August 8-24, 2008

中文 English

HOME

COMPETITION INFORMATION

Schedules & Results Medals Athletes & Teams Background Records

Schedules & Results > Swimming > Men's 100m Butterfly Semifinals



## Results Summary Men's 100m Butterfly Semifinals

National Aquatics Center / Fri Aug 15 2008 / Start Time: 11:19

News Photos Videos

Medals Reports

Record	Splits	Name	NOC	Location	Date
WR 50.40	23.51	CROCKER Ian	USA	Montreal (CAN)	Jul 30 2005
OR 50.76	23.45	CAVIC Milorad	SRB	Beijing (CHN)	Aug 14 2008

Event No: 27

Rank	Heat	Lane	Name	Date of Birth	NOC	R.T.	50m	Time	Time Behind
1	2	4	<u>CAVIC Milorad</u>	May 31 1984	Serbia	0.80	23.67	<b>50.92</b> 27.25	
2	1	4	<u>PHELPS Michael</u>	Jun 30 1985	United States	0.72	24.24	<b>50.97</b> 26.73	0.05
3	1	3	<u>LAUTERSTEIN Andrew</u>	May 22 1987	Australia	0.76	23.93	<b>51.27</b> 27.34	0.35 OC
3	2	1	<u>CROCKER Ian</u>	Aug 31 1982	United States	0.72	23.91	<b>51.27</b> 27.36	0.35
5	1	5	<u>DUNFORD Jason</u>	Nov 28 1986	Kenya	0.71	23.78	<b>51.33</b> 27.55	0.41
6	2	5	<u>SERDINOV Andrii</u>	Nov 17 1982	Ukraine	0.73	23.93	<b>51.41</b> 27.48	0.49
7	2	6	<u>FUJII Takuro</u>	Apr 21 1985	Japan	0.69	24.37	<b>51.59</b> 27.22	0.67
8	1	1	<u>PINI Ryan</u>	Dec 10 1981	Papua N Guinea	0.82	23.98	<b>51.62</b> 27.64	0.70
9	1	7	<u>SHI Feng</u>	Nov 06 1988	China	0.73	24.01	<b>51.68</b> 27.67	0.76
10	2	3	<u>MANKOC Peter</u>	Jul 04 1978	Slovenia	0.78	24.17	<b>51.80</b> 27.63	0.88
11	1	6	<u>SUBIRATS ALTES Albert</u>	Sep 25 1986	Venezuela	0.73	24.26	<b>51.82</b> 27.56	0.90
12	2	2	<u>SWANEPOEL Corney</u>	Mar 17 1986	New Zealand	0.68	24.14	<b>52.01</b> 27.87	1.09
13	1	2	<u>BREUS Sergii</u>	Jan 30 1983	Ukraine	0.75	24.20	<b>52.05</b> 27.85	1.13
14	2	8	<u>FERNS Lyndon</u>	Sep 24 1983	South Africa	0.67	24.14	<b>52.18</b> 28.04	1.26
15	1	8	<u>ALMEIDA Kaig</u>	Oct 19 1984	Brazil	0.67	24.37	<b>52.32</b> 27.95	1.40
16	2	7	<u>BOUSQUET Frederick</u>	Apr 08 1981	France	0.73	23.57	<b>52.94</b> 29.37	2.02

Legend

WR - World Record      =WR - Equal World Record      OR - Olympic Record      =OR - Equal Olympic Record  
 AF - African Record      =AF - Equal African Record      AM - Americas Record      =AM - Equal Americas Record



The Official Website of the Beijing 2008 Olympic Games August 8-24, 2008

中文 Français

HOME

COMPETITION INFORMATION

- Schedules & Results
- Medals
- Athletes & Teams
- Background
- Records

Schedules & Results > Swimming > Men's 100m Butterfly Final

News Photos Videos



## Results Men's 100m Butterfly Final

Swimming National Aquatics Center / Sat Aug 16 2008 / Start Time: 10:10

Medals Reports

Record	Splits	Name	NOC	Location	Date
WR 50.40	23.51	CROCKER Ian	USA	Montreal (CAN)	Jul 30 2005
OR 50.76	23.45	CAVIC Milorad	SRB	Beijing (CHN)	Aug 14 2008

Event No: 27

Rank	Lane	Name	NOC	R.T.	50m	Time	Time Behind
	5	<b>PHELPS Michael</b>	USA	0.71	(7) 24.04	<b>50.58</b> 26.54	OR
	4	<b>CAVIC Milorad</b>	SRB	0.76	(1) 23.42	<b>50.59</b> 27.17	0.01 ER
	3	<b>LAUTERSTEIN Andrew</b>	AUS	0.76	(4) 23.84	<b>51.12</b> 27.28	0.54 OC
	6	<b>CROCKER Ian</b>	USA	0.73	(2) 23.70	<b>51.13</b> 27.43	0.55
	2	<b>DUNFORD Jason</b>	KEN	0.70	(6) 24.01	<b>51.47</b> 27.46	0.89
	1	<b>FUJII Takuro</b>	JPN	0.69	(8) 24.59	<b>51.50</b> 26.91	0.92 =AS
	7	<b>SERDINOV Andrii</b>	UKR	0.72	(3) 23.73	<b>51.59</b> 27.86	1.01
	8	<b>PINI Ryan</b>	PNG	0.78	(5) 23.96	<b>51.86</b> 27.90	1.28

Legend

OR - Olympic Record	=OR - Equal Olympic Record	WR - World Record	=WR - Equal World Record
R.T. - Reaction Time	O - Olympic record at intermediate distance	W - World record at intermediate distance	DNF - Did not Finish
DNS - Did not Start	DSQ - Disqualified	AF - African Record	=AF - Equal African Record
AM - Americas Record	=AM - Equal Americas Record	AS - Asian Record	=AS - Equal Asian Record
ER - European Record	=ER - Equal European Record	OC - Oceania Record	=OC - Equal Oceania Record



The Official Website of the Beijing 2008 Olympic Games August 6-24, 2008

中文 Français

HOME

COMPETITION INFORMATION

- Schedules & Results
- Medals
- Athletes & Teams
- Background
- Records

Schedules & Results > Swimming > Men's 200m Butterfly - Heats



## Results Summary

### Men's 200m Butterfly - Heats

Swimming

National Aquatics Center / Mon Aug 11 2008 / Start Time: 19:07

News Photos Videos

Medals Reports

Record	Splits	Name	NOC	Location	Date
WR 1:52.09	25.26 53.62 1:22.87	PHELPS Michael	USA	Melbourne (AUS)	Mar 28 2007
OR 1:54.04	25.55 54.45 1:24.54	PHELPS Michael	USA	Athens (GRE)	Aug 17 2004

Event No: 14

Rank	Heat	Lane	Name	Date of Birth	NOC	R.T.	50m	100m	150m	Time	Time Behind
1	6	4	PHELPS Michael	Jun 30 1985	United States	0.75	26.12	55.44 29.32	1:25.01 29.57	<b>1:53.70</b>	OR
2	4	2	CSEH Laszlo	Dec 03 1985	Hungary	0.75	26.09	55.15 29.06	1:24.74 29.59	<b>1:54.48</b>	0.78
3	6	3	ALMEIDA Kaio	Oct 19 1984	Brazil	0.75	26.17	55.07 28.90	1:24.54 29.47	<b>1:54.65</b>	0.95
4	6	6	MATSUDA Takeshi	Jun 23 1984	Japan	0.73	26.03	55.09 29.06	1:25.10 30.01	<b>1:55.06</b>	1.36
5	4	4	KORZENIOWSKI Pawel	Jul 09 1985	Poland	0.80	25.83	54.97 29.14	1:24.93 29.96	<b>1:55.21</b>	1.51
6	6	5	SKVORTSOV Nikolay	Mar 28 1984	Russian Fed.	0.79	26.18	55.70 29.52	1:26.08 30.38	<b>1:55.33</b>	1.63
7	5	5	WU Peng	May 16 1987	China	0.74	26.60	56.27 29.67	1:26.37 30.10	<b>1:55.39</b>	1.69
8	5	4	STOVALL Gil	Jun 03 1986	United States	0.63	26.58	55.92 29.34	1:25.96 30.04	<b>1:55.42</b>	1.72
9	5	7	ROCK Michael	Mar 13 1987	Great Britain	0.65	26.25	55.74 29.49	1:25.47 29.73	<b>1:55.55</b>	1.85
10	4	5	BURMESTER Moss	Jun 19 1981	New Zealand	0.69	26.45	55.75 29.30	1:26.11 30.36	<b>1:55.80</b>	2.10
11	5	3	SHIBATA Ryuichi	Dec 14 1983	Japan	0.69	26.24	55.25 29.01	1:25.16 29.91	<b>1:55.82</b>	2.12
12	4	6	JUKIC Dinko	Jan 09 1989	Austria	0.75	26.39	56.08 29.69	1:25.88 29.80	<b>1:55.96</b>	2.26
13	4	1	GHERGHEL Ioan Stefan	Aug 18 1978	Romania	0.84	26.51	56.49 29.98	1:26.58 30.09	<b>1:56.09</b>	2.39
14	6	1	ADVENA Sergii	Aug 04 1984	Ukraine	0.87	26.87	56.46 29.59	1:26.23 29.77	<b>1:56.24</b>	2.54
15	5	6	CHEN Yin	Mar 29 1986	China	0.71	26.63	56.64 30.01	1:27.09 30.45	<b>1:56.55</b>	2.85
16	3	2	HSU Chi-Chieh	Apr 27 1988	Chinese Taipei	0.69	26.33	56.11 29.78	1:25.94 29.83	<b>1:56.59</b>	2.89
17	5	2	LEBON Christophe	Nov 08 1982	France	0.86	26.12	55.37 29.25	1:25.71 30.34	<b>1:56.63</b>	2.93
18	6	2	NEDERPELT Travis	Jun 10 1985	Australia	0.77	25.90	55.78	1:26.84	<b>1:56.64</b>	2.94

								29.86	30.56	30.30	
19	6	7	FONTEYN Mathieu	Feb 14 1985	Belgium	0.78	26.28	55.63 29.35	1:25.70 30.07	<b>1:56.65</b> 30.95	2.95
20	4	7	BENI Niccolo'	Jul 09 1986	Italy	0.84	26.28	55.80 29.52	1:25.97 30.17	<b>1:56.99</b> 31.02	3.29
21	4	3	SYLANTIEV Denys	Oct 03 1976	Ukraine	0.84	25.56	55.02 29.46	1:24.99 29.97	<b>1:57.02</b> 32.03	3.32
22	5	1	KEREKJARTO Tamas	Jul 09 1979	Hungary	0.69	26.09	55.83 29.74	1:26.25 30.42	<b>1:57.29</b> 31.04	3.59
23	6	8	VELOZ Juan Jose	Sep 24 1982	Mexico	0.79	26.39	55.98 29.59	1:26.41 30.43	<b>1:57.32</b> 30.91	3.62
24	3	6	OLIVEIRA Pedro	Jan 01 1988	Portugal	0.77	27.24	56.77 29.53	1:26.60 29.83	<b>1:57.41</b> 30.81	3.71
25	4	8	SIQUI Adam	May 10 1982	Canada	0.78	26.19	56.11 29.92	1:26.59 30.48	<b>1:57.45</b> 30.86	3.75
26	3	5	SJODIN Simon	Oct 04 1986	Sweden	0.72	26.73	56.19 29.46	1:26.70 30.51	<b>1:57.75</b> 31.05	4.05
27	5	8	ALYFANTIS Romanos Iasonas	Mar 21 1986	Greece	0.80	26.49	56.50 30.01	1:27.58 31.08	<b>1:57.99</b> 30.41	4.29
28	3	8	MANDEL Alon	Aug 23 1988	Israel	0.80	27.08	58.08 31.00	1:28.00 29.92	<b>1:59.27</b> 31.27	5.57
29	2	5	WALSH Jb	Dec 23 1986	Philippines	0.71	27.69	58.56 30.87	1:29.37 30.81	<b>1:59.39</b> 30.02	5.69
30	3	3	PINZON Omar	Jun 17 1989	Colombia	0.66	26.75	57.26 30.51	1:27.69 30.43	<b>1:59.47</b> 31.78	5.77
31	1	3	ROKI Niksa	Feb 08 1988	Croatia	0.73	26.20	56.85 30.65	1:28.26 31.41	<b>1:59.58</b> 31.32	5.88
32	2	1	NUNEZ Javier	Apr 23 1983	Spain	0.86	27.26	57.66 30.40	1:28.64 30.98	<b>2:00.24</b> 31.60	6.54
33	2	7	GONZALEZ Andres Jose	Mar 25 1989	Argentina	0.77	28.15	58.81 30.66	1:29.49 30.68	<b>2:00.36</b> 30.87	6.66
34	2	6	YU Jeongnam	Sep 12 1983	Korea	0.74	27.32	58.31 30.99	1:29.67 31.36	<b>2:01.00</b> 31.33	7.30
35	3	4	KNOWLES Jeremy	Aug 30 1981	Bahamas	0.72	26.92	56.87 29.95	1:28.25 31.38	<b>2:01.08</b> 32.83	7.38
36	2	8	MARQUEZ RIVAS Alexis	Jul 20 1985	Venezuela	0.77	27.71	58.40 30.69	1:29.76 31.36	<b>2:01.25</b> 31.49	7.55
37	3	7	BEGO Daniel	Sep 18 1989	Malaysia	0.70	27.24	58.17 30.93	1:29.37 31.20	<b>2:01.28</b> 31.91	7.58
38	2	3	LENNOX-SILVA Douglas	Apr 10 1987	Puerto Rico	0.68	26.06	57.01 30.95	1:29.35 32.34	<b>2:01.69</b> 32.34	7.99
39	3	1	PALAZOV Georgi	Feb 04 1980	Bulgaria	0.90	26.44	56.38 29.94	1:27.99 31.61	<b>2:01.84</b> 33.85	8.14
40	1	5	PONCHA Rehan Jehangir	Aug 03 1986	India	0.94	27.47	57.79 30.32	1:29.31 31.52	<b>2:01.89</b> 32.58	8.19
41	1	4	CRESCIMBENI Emmanuel	Jun 25 1990	Peru	0.69	27.01	57.91 30.90	1:29.78 31.87	<b>2:02.13</b> 32.35	8.43
42	1	6	HERNANDEZ MARADIAGA Javier	May 08 1988	Honduras	0.78	27.59	58.87 31.28	1:30.44 31.57	<b>2:02.23</b> 31.79	8.53
43	2	4	MARKOVIC Vladan	Mar 20 1977	Serbia	0.87	26.89	57.33 30.44	1:29.35 32.02	<b>2:03.12</b> 33.77	9.42
44	2	2	UTOMO Donny Budiarto	Mar 13 1979	Indonesia	0.82	27.29	58.39 31.10	1:30.53 32.14	<b>2:03.44</b> 32.91	9.74

Legend

WR - World Record	=WR - Equal World Record	OR - Olympic Record	=OR - Equal Olympic Record
AF - African Record	=AF - Equal African Record	AM - Americas Record	=AM - Equal Americas Record
AS - Asian Record	=AS - Equal Asian Record	ER - European Record	=ER - Equal European Record
OC - Oceania Record	=OC - Equal Oceania Record	R.T. - Reaction Time	DSQ - Disqualified



The Official Website of the Beijing 2008 Olympic Games August 8-24, 2008

Expand

HOME

COMPETITION INFORMATION

Schedules & Results Medals Athletes & Teams Background Records

Schedules & Results > Swimming > Men's 200m Butterfly Semifinals



Swimming

## Results Summary Men's 200m Butterfly Semifinals

National Aquatics Center / Tue Aug 12 2008 / Start Time: 11:04

News Photos Videos

Medals Reports

Record	Splits			Name	NOC	Location	Date
WR 1:52.09	25.26	53.62	1:22.87	PHELPS Michael	USA	Melbourne (AUS)	Mar 28 2007
OR 1:53.70	26.12	55.44	1:25.01	PHELPS Michael	USA	Beijing (CHN)	Aug 11 2008

Event No: 14

Rank	Heat	Lane	Name	Date of Birth	NOC	R.T.	50m	100m	150m	Time	Time Behind	
1	2	4	<a href="#">PHELPS Michael</a>	Jun 30 1985	United States	0.72	25.89	55.32 29.43	1:24.95 29.63	<b>1:53.70</b>	28.75	=OR
2	1	5	<a href="#">MATSUDA Takeshi</a>	Jun 23 1984	Japan	0.74	25.63	54.69 29.06	1:24.31 29.62	<b>1:54.02</b>	0.32	AS
3	1	3	<a href="#">SKVORTSOV Nikolay</a>	Mar 28 1984	Russian Fed.	0.81	25.96	55.46 29.50	1:25.23 29.77	<b>1:54.31</b>	0.61	
4	1	4	<a href="#">CSEH Laszlo</a>	Dec 03 1985	Hungary	0.76	25.61	54.70 29.09	1:24.05 29.35	<b>1:54.35</b>	0.65	
5	2	6	<a href="#">WU Peng</a>	May 16 1987	China	0.73	26.33	55.72 29.39	1:25.67 29.95	<b>1:54.93</b>	1.23	
6	2	5	<a href="#">ALMEIDA Kaio</a>	Oct 19 1984	Brazil	0.68	26.46	55.72 29.26	1:25.22 29.50	<b>1:55.21</b>	1.51	
7	1	2	<a href="#">BURMESTER Moss</a>	Jun 19 1981	New Zealand	0.69	25.80	55.15 29.35	1:25.29 30.14	<b>1:55.26</b>	1.56	
8	2	3	<a href="#">KORZENIOWSKI Pawel</a>	Jul 09 1985	Poland	0.86	26.10	55.26 29.16	1:24.97 29.71	<b>1:55.35</b>	1.65	
9	1	6	<a href="#">STOVALL Gil</a>	Jun 03 1986	United States	0.64	25.90	55.31 29.41	1:25.17 29.86	<b>1:55.36</b>	1.66	
10	1	7	<a href="#">JUKIC Dinko</a>	Jan 09 1989	Austria	0.75	26.28	55.59 29.31	1:25.30 29.71	<b>1:55.65</b>	1.95	
11	2	8	<a href="#">CHEN Yin</a>	Mar 29 1986	China	0.69	25.75	55.15 29.40	1:25.66 30.51	<b>1:55.88</b>	2.18	
12	2	2	<a href="#">ROCK Michael</a>	Mar 13 1987	Great Britain	0.65	26.10	55.69 29.59	1:25.66 29.97	<b>1:55.90</b>	2.20	
13	2	7	<a href="#">SHIBATA Ryuichi</a>	Dec 14 1983	Japan	0.67	25.84	54.51 28.67	1:24.37 29.86	<b>1:56.17</b>	2.47	
14	2	1	<a href="#">GHERGHEL Ioan Stefan</a>	Aug 18 1978	Romania	0.83	26.50	56.50 30.00	1:26.82 30.32	<b>1:56.57</b>	2.87	
15	1	1	<a href="#">ADVENA Sergii</a>	Aug 04 1984	Ukraine	0.85	26.93	56.75 29.82	1:26.40 29.65	<b>1:56.64</b>	2.94	
16	1	8	<a href="#">HSU Chi-Chieh</a>	Apr 27 1988	Chinese Taipei	0.68	26.58	56.22 29.64	1:26.32 30.10	<b>1:57.48</b>	3.78	

Legend

WR - World Record      =WR - Equal World Record      OR - Olympic Record      =OR - Equal Olympic Record  
 AF - African Record      =AF - Equal African Record      AM - Americas Record      =AM - Equal Americas Record





The Official Website of the Beijing 2008 Olympic Games August 8-24, 2008

Frangals

HOME

COMPETITION INFORMATION

- Schedules & Results
- Medals
- Athletes & Teams
- Background
- Records

Schedules & Results > Swimming > Men's 200m Butterfly Final

News Photos Videos



## Results Men's 200m Butterfly Final

Swimming

National Aquatics Center / Wed Aug 13 2008 / Start Time: 10:21

Medals Reports

Record	Splits	Name	NOC	Location	Date
WR 1:52.09	25.26 53.62 1:22.87	PHELPS Michael	USA	Melbourne (AUS)	Mar 28 2007
OR 1:53.70	26.12 55.44 1:25.01	PHELPS Michael	USA	Beijing (CHN)	Aug 11 2008
=OR 1:53.70	25.89 55.32 1:24.95	PHELPS Michael	USA	Beijing (CHN)	Aug 12 2008

Event No: 14

Rank	Lane	Name	NOC	R.T.	50m	100m	150m	Time	Time Behind
	4	<u>PHELPS Michael</u>	USA	0.74	(2) 25.36	(1) 53.53 28.17	(1) 1:22.75 29.22	<b>1:52.03</b> 29.28	WR
	6	<u>CSEH Laszlo</u>	HUN	0.75	(=3) 25.58	(4) 54.59 29.01	(3) 1:23.39 28.80	<b>1:52.70</b> 29.31	0.67 ER
	5	<u>MATSUDA Takeshi</u>	JPN	0.70	(=3) 25.58	(3) 54.41 28.83	(4) 1:23.58 29.17	<b>1:52.97</b> 29.39	0.94 AS
	1	<u>BURMESTER Moss</u>	NZL	0.72	(1) 25.33	(2) 53.56 28.23	(2) 1:23.28 29.72	<b>1:54.35</b> 31.07	2.32 OC
	2	<u>WU Peng</u>	CHN	0.74	(8) 26.34	(8) 55.52 29.18	(8) 1:25.08 29.56	<b>1:54.35</b> 29.27	2.32
	8	<u>KORZENIOWSKI Pawel</u>	POL	0.76	(6) 25.87	(6) 55.00 29.13	(6) 1:24.60 29.60	<b>1:54.60</b> 30.00	2.57
	7	<u>ALMEIDA Kaio</u>	BRA	0.69	(7) 26.15	(7) 55.11 28.96	(5) 1:24.22 29.11	<b>1:54.71</b> 30.49	2.68
	3	<u>SKVORTSOV Nikolay</u>	RUS	0.78	(5) 25.61	(5) 54.70 29.09	(7) 1:24.70 30.00	<b>1:55.14</b> 30.44	3.11

Legend

OR - Olympic Record	=OR - Equal Olympic Record	WR - World Record	=WR - Equal World Record
R.T. - Reaction Time	O - Olympic record at intermediate distance	W - World record at intermediate distance	DNF - Did not Finish
DNS - Did not Start	DSQ - Disqualified	AF - African Record	=AF - Equal African Record
AM - Americas Record	=AM - Equal Americas Record	AS - Asian Record	=AS - Equal Asian Record
ER - European Record	=ER - Equal European Record	OC - Oceania Record	=OC - Equal Oceania Record



HOME

COMPETITION INFORMATION

Schedules & Results Medals Athletes & Teams Background Records

Schedules & Results > Swimming > Men's 200m Individual Medley - Heats



Results Summary  
Men's 200m Individual Medley - Heats

National Aquatics Center / Wed Aug 13 2008 / Start Time: 19:42

News Photos Videos

Medals Reports

Record	Splits	Name	NOC	Location	Date
WR 1:54.80	25.16 53.97 1:27.57	PHELPS Michael	USA	Omaha, NE (USA)	Jul 4 2008
OR 1:57.14	25.51 54.35 1:29.37	PHELPS Michael	USA	Athens (GRE)	Aug 19 2004

Event No: 23

Rank	Heat	Lane	Name	Date of Birth	NOC	R.T.	50m	100m	150m	Time	Time Behind
1	5	4	<u>LOCHTE Ryan</u>	Aug 03 1984	United States	0.77	25.72	55.84 30.12	1:28.30 32.46	<b>1:58.15</b> 29.85	
2	4	4	<u>CSEH Laszlo</u>	Dec 03 1985	Hungary	0.76	25.36	54.67 29.31	1:29.63 34.96	<b>1:58.29</b> 28.66	0.14
3	5	5	<u>PEREIRA Thiago</u>	Jan 26 1986	Brazil	0.73	25.30	55.18 29.88	1:29.40 34.22	<b>1:58.41</b> 29.01	0.26
4	4	6	<u>TAKAKUWA Ken</u>	Mar 25 1985	Japan	0.62	25.75	56.12 30.37	1:30.25 34.13	<b>1:58.51</b> 28.26	0.36 AS
5	4	7	<u>ALLY Bradley</u>	Dec 11 1984	Barbados	0.70	25.69	56.07 30.38	1:30.02 33.95	<b>1:58.57</b> 28.55	0.42
6	6	4	<u>PHELPS Michael</u>	Jun 30 1985	United States	0.75	25.77	55.38 29.61	1:30.44 35.06	<b>1:58.65</b> 28.21	0.50
7	5	7	<u>BOGGIATTO Alessio</u>	Jan 18 1981	Italy	0.74	26.11	56.96 30.85	1:30.71 33.75	<b>1:58.80</b> 28.09	0.65
8	5	1	<u>BEAVERS Keith</u>	Feb 09 1983	Canada	0.72	26.34	56.39 30.05	1:30.36 33.97	<b>1:59.19</b> 28.83	1.04
8	6	2	<u>FUJII Takuro</u>	Apr 21 1985	Japan	0.72	25.40	55.97 30.57	1:30.05 34.08	<b>1:59.19</b> 29.14	1.04
10	6	1	<u>TOWNSEND Darian</u>	Aug 28 1984	South Africa	0.68	25.26	55.70 30.44	1:30.47 34.77	<b>1:59.22</b> 28.75	1.07 AF
11	6	6	<u>JANUSAITIS Vytautas</u>	Oct 13 1981	Lithuania	0.77	25.39	55.74 30.35	1:30.68 34.94	<b>1:59.63</b> 28.95	1.48
12	3	1	<u>NEVO Gal</u>	Jun 29 1987	Israel	0.64	26.15	57.41 31.26	1:31.27 33.86	<b>1:59.66</b> 28.39	1.51
13	6	5	<u>GODDARD James</u>	Mar 30 1983	Great Britain	0.67	25.42	55.49 30.07	1:31.01 35.52	<b>1:59.74</b> 28.73	1.59
14	4	5	<u>TANCOCK Liam</u>	May 07 1985	Great Britain	0.82	25.08	55.02 29.94	1:29.92 34.90	<b>1:59.79</b> 29.87	1.64
15	5	6	<u>BRODIE Leith</u>	Jul 16 1986	Australia	0.78	25.82	56.63 30.81	1:31.53 34.90	<b>1:59.96</b> 28.43	1.81
16	4	3	<u>JUKIC Dinko</u>	Jan 09 1989	Austria	0.78	25.74	56.24 30.50	1:31.91 35.67	<b>2:00.57</b> 28.66	2.42
17	5	3	<u>KEREKJARTO Tamas</u>	Jul 09 1979	Hungary	0.76	25.93	56.73 30.80	1:31.97 35.24	<b>2:00.60</b> 28.63	2.45
18	6	3	<u>JOHNS Brian</u>	Aug 05 1982	Canada	0.85	26.36	57.73	1:31.91	<b>2:00.66</b>	2.51

								31.37	34.18	28.75	
18	6	7	CARVALHO Diogo	Mar 26 1988	Portugal	0.70	25.34	56.65 31.31	1:32.14 35.49	<b>2:00.66</b> 28.52	2.51
20	3	6	ALEXANDROV Mihail	Apr 09 1985	Bulgaria	0.75	25.90	57.71 31.81	1:31.49 33.78	<b>2:00.70</b> 29.21	2.55
21	5	2	KENT Dean	Nov 06 1978	New Zealand	0.71	26.53	57.18 30.65	1:31.62 34.44	<b>2:01.12</b> 29.50	2.97
22	6	8	TIKHONOV Alexander	May 04 1988	Russian Fed.	0.85	25.96	55.84 29.88	1:31.87 36.03	<b>2:01.21</b> 29.34	3.06
23	3	5	KOKKODIS Ioannis	Jan 08 1981	Greece	0.83	26.13	56.81 30.68	1:31.45 34.64	<b>2:01.22</b> 29.77	3.07
24	3	8	KNOWLES Jeremy	Aug 30 1981	Bahamas	0.73	26.71	57.65 30.94	1:32.14 34.49	<b>2:01.35</b> 29.21	3.20
25	2	6	KVALE Gard	May 06 1984	Norway	0.77	26.26	57.24 30.98	1:32.74 35.50	<b>2:01.52</b> 28.78	3.37
26	4	2	WOJT Lukasz	May 13 1982	Poland	0.72	26.09	56.54 30.45	1:32.37 35.83	<b>2:01.54</b> 29.17	3.39
27	2	3	MOLINA Miguel	Jul 22 1984	Philippines	0.73	27.15	58.89 31.74	1:32.94 34.05	<b>2:01.61</b> 28.67	3.46
28	2	4	LEPSKYI Vadym	Jul 09 1985	Ukraine	0.80	27.54	58.45 30.91	1:33.04 34.59	<b>2:01.73</b> 28.69	3.58
29	3	7	IMPRIC Sasa	Jan 09 1986	Croatia	0.69	26.21	56.08 29.87	1:31.00 34.92	<b>2:01.83</b> 30.83	3.68
30	1	7	PINZON Omar	Jun 17 1989	Colombia	0.64	26.17	57.25 31.08	1:34.03 36.78	<b>2:02.28</b> 28.25	4.13
31	2	2	FUCIK Tomas	May 23 1985	Czech Republic	0.76	26.78	58.96 32.18	1:33.05 34.09	<b>2:02.85</b> 29.80	4.70
32	1	5	CHRISTENSEN Chris	Mar 02 1988	Denmark	0.78	26.83	58.13 31.30	1:32.73 34.60	<b>2:02.93</b> 30.20	4.78
33	4	1	CABELLO Brenton	Dec 28 1981	Spain	0.79	26.04	57.27 31.23	1:33.35 36.08	<b>2:03.08</b> 29.73	4.93
34	3	4	QU Jingyu	Oct 29 1986	China	0.76	26.61	58.87 32.26	1:34.00 35.13	<b>2:03.15</b> 29.15	5.00
35	4	8	LIIVAMAGI Martin	Jul 05 1988	Estonia	0.72	26.19	57.12 30.93	1:32.63 35.51	<b>2:03.56</b> 30.93	5.41
36	2	5	BOVELL Nicholas	May 11 1986	Trinidad/Tobago	0.73	26.40	58.21 31.81	1:34.23 36.02	<b>2:03.90</b> 29.67	5.75
37	3	3	GORDIYENKO Dmitriy	May 20 1986	Kazakhstan	0.78	26.49	58.84 32.35	1:34.21 35.37	<b>2:03.92</b> 29.71	5.77
38	1	1	DUDA Andrejs	Oct 30 1981	Latvia	0.70	25.99	58.34 32.35	1:34.18 35.84	<b>2:04.18</b> 30.00	6.03
39	5	8	van AGGELE Robin	Jul 30 1984	Netherlands	0.76	25.16	58.22 33.06	1:33.53 35.31	<b>2:04.33</b> 30.80	6.18
40	3	2	DEIBLER Markus	Jan 28 1990	Germany	0.80	26.20	58.89 32.69	1:34.37 35.48	<b>2:04.54</b> 30.17	6.39
41	1	2	HAMAMA Mehdi	May 07 1985	Algeria	0.89	27.19	1:00.32 33.13	1:35.60 35.28	<b>2:04.91</b> 29.31	6.76
42	2	8	ATASAY Serkan	Mar 11 1970	Turkey	0.72	25.87	58.73 32.86	1:35.14 36.41	<b>2:05.25</b> 30.11	7.10
43	2	1	ANDARA GONZALEZ Leopoldo Jose	Jun 27 1986	Venezuela	0.82	27.31	59.61 32.30	1:35.45 35.84	<b>2:05.71</b> 30.26	7.56
44	1	4	PARK Beomho	May 23 1988	Korea	0.71	27.44	1:00.48 33.04	1:37.08 36.60	<b>2:06.17</b> 29.09	8.02
45	1	3	ZAKHAROV Iurii	Dec 01 1985	Kyrgyzstan	0.89	27.37	59.86 32.49	1:35.88 36.02	<b>2:07.01</b> 31.13	8.86
46	1	6	BUGAKOV Danil	Jan 29 1988	Uzbekistan	0.80	26.76	59.29 32.53	1:38.21 38.92	<b>2:10.04</b> 31.83	11.89
2	7		BREE Andrew	Mar 16 1981	Ireland					DNS	

## Legend

WR - World Record

=WR - Equal World Record

OR - Olympic Record

=OR - Equal Olympic Record



The Official Website of the Beijing 2008 Olympic Games August 8-24, 2008

Français

HOME

COMPETITION INFORMATION

Schedules & Results Medals Athletes & Teams Background Records

Schedules & Results > Swimming > Men's 200m Individual Medley Semifinals



Swimming

## Results Summary Men's 200m Individual Medley Semifinals

National Aquatics Center / Thu Aug 14 2008 / Start Time: 11:10

News Photos Videos

Medals Reports

Record	Splits			Name	NOC	Location	Date
WR 1:54.80	25.16	53.97	1:27.57	PHELPS Michael	USA	Omaha, NE (USA)	Jul 4 2008
OR 1:57.14	25.51	54.35	1:29.37	PHELPS Michael	USA	Athens (GRE)	Aug 19 2004

Event No: 23

Rank	Heat	Lane	Name	Date of Birth	NOC	R.T.	50m	100m	150m	Time	Time Behind
1	2	4	<a href="#">LOCHTE Ryan</a>	Aug 03 1984	United States	0.73	25.66	55.36 29.70	1:28.67 33.31	1:57.69 29.02	
2	1	3	<a href="#">PHELPS Michael</a>	Jun 30 1985	United States	0.74	25.56	55.22 29.66	1:29.47 34.25	1:57.70 28.23	0.01
3	2	5	<a href="#">PEREIRA Thiago</a>	Jan 26 1986	Brazil	0.73	25.44	55.58 30.14	1:29.20 33.62	1:58.06 28.86	0.37
4	1	4	<a href="#">CSEH Laszlo</a>	Dec 03 1985	Hungary	0.78	25.79	55.43 29.64	1:30.12 34.69	1:58.19 28.07	0.50
5	1	5	<a href="#">TAKAKUWA Ken</a>	Mar 25 1985	Japan	0.60	25.97	56.36 30.39	1:30.26 33.90	1:58.49 28.23	0.80 AS
6	2	1	<a href="#">GODDARD James</a>	Mar 30 1983	Great Britain	0.68	25.52	54.94 29.42	1:29.56 34.62	1:58.63 29.07	0.94
7	1	1	<a href="#">TANCOCK Liam</a>	May 07 1985	Great Britain	0.83	25.14	54.79 29.65	1:29.58 34.79	1:59.42 29.84	1.73
8	1	6	<a href="#">BEAVERS Keith</a>	Feb 09 1983	Canada	0.71	26.38	56.53 30.15	1:30.74 34.21	1:59.43 28.69	1.74
9	2	3	<a href="#">ALLY Bradley</a>	Dec 11 1984	Barbados	0.71	25.70	55.54 29.84	1:30.28 34.74	1:59.53 29.25	1.84
10	2	2	<a href="#">FUJII Takuro</a>	Apr 21 1985	Japan	0.72	25.71	56.52 30.81	1:30.80 34.28	1:59.59 28.79	1.90
11	1	2	<a href="#">TOWNSEND Darian</a>	Aug 28 1984	South Africa	0.68	25.11	55.24 30.13	1:30.53 35.29	1:59.65 29.12	1.96
12	2	6	<a href="#">BOGGIATTO Alessio</a>	Jan 18 1981	Italy	0.71	26.35	57.44 31.09	1:31.65 34.21	1:59.77 28.12	2.08
13	1	7	<a href="#">NEVO Gal</a>	Jun 29 1987	Israel	0.62	26.33	57.60 31.27	1:31.89 34.29	2:00.43 28.54	2.74
14	2	8	<a href="#">BRODIE Leith</a>	Jul 16 1986	Australia	0.74	25.88	56.09 30.21	1:31.48 35.39	2:00.57 29.09	2.88
15	2	7	<a href="#">JANUSAITIS Vytautas</a>	Oct 13 1981	Lithuania	0.80	25.29	55.41 30.12	1:31.46 36.05	2:00.76 29.30	3.07
16	1	8	<a href="#">JUKIC Dinko</a>	Jan 09 1989	Austria	0.77	25.55	56.39 30.84	1:32.42 36.03	2:00.98 28.56	3.29

Legend

WR - World Record      =WR - Equal World Record      OR - Olympic Record      =OR - Equal Olympic Record  
 AF - African Record      =AF - Equal African Record      AM - Americas Record      =AM - Equal Americas Record



COMPETITION INFORMATION

Schedules & Results Medals Athletes & Teams Background Records

Schedules & Results > Swimming > Men's 200m Individual Medley Final

News Photos Videos



Swimming

## Results Men's 200m Individual Medley Final

National Aquatics Center / Fri Aug 15 2008 / Start Time: 10:48

Medals Reports

Record	Time	Splits	Name	NOC	Location	Date
WR	1:54.80	25.16 53.97 1:27.57	PHELPS Michael	USA	Omaha, NE (USA)	Jul 4 2008
OR	1:57.14	25.51 54.35 1:29.37	PHELPS Michael	USA	Athens (GRE)	Aug 19 2004

Event No: 23

Rank	Lane	Name	NOC	R.T.	50m	100m	150m	Time	Time Behind
1	5	PHELPS Michael	USA	0.70	(1) 24.59	(1) 53.40 28.81	(1) 1:26.90 33.50	<b>1:54.23</b> 27.33	WR
2	6	CSEH Laszlo	HUN	0.80	(2) 24.95	(2) 53.45 28.50	(2) 1:28.01 34.56	<b>1:56.52</b> 28.51	2.29 ER
3	4	LOCHTE Ryan	USA	0.72	(3) 25.12	(3) 54.33 29.21	(4) 1:28.49 34.16	<b>1:56.53</b> 28.04	2.30
4	3	PEREIRA Thiago	BRA	0.76	(4) 25.22	(4) 54.47 29.25	(3) 1:28.31 33.84	<b>1:58.14</b> 29.83	3.91
5	2	TAKAKUWA Ken	JPN	0.61	(7) 25.63	(8) 56.30 30.67	(5) 1:30.12 33.82	<b>1:58.22</b> 28.10	3.99 AS
6	7	GODDARD James	GBR	0.68	(6) 25.58	(5) 54.97 29.39	(6) 1:30.31 35.34	<b>1:59.24</b> 28.93	5.01
7	8	BEAVERS Keith	CAN	0.70	(8) 25.88	(7) 55.96 30.08	(7) 1:30.43 34.47	<b>1:59.43</b> 29.00	5.20
8	1	TANCOCK Liam	GBR	0.88	(5) 25.33	(6) 55.50 30.17	(8) 1:30.57 35.07	<b>2:00.76</b> 30.19	6.53

Legend

OR - Olympic Record	=OR - Equal Olympic Record	WR - World Record	=WR - Equal World Record
R.T. - Reaction Time	O - Olympic record at intermediate distance	W - World record at intermediate distance	DNF - Did not Finish
DNS - Did not Start	DSQ - Disqualified	AF - African Record	=AF - Equal African Record
AM - Americas Record	=AM - Equal Americas Record	AS - Asian Record	=AS - Equal Asian Record
ER - European Record	=ER - Equal European Record	OC - Oceania Record	=OC - Equal Oceania Record



COMPETITION INFORMATION

- Schedules & Results
- Medals
- Athletes & Teams
- Background
- Records

Home > Schedules & Results > Swimming > Men's 400m Individual Medley - Heats



Swimming

## Results Summary

### Men's 400m Individual Medley - Heats

National Aquatics Center / Sat Aug 9 2008 / Start Time: 18:33












News Photos Videos











Medals Reports

Record	Heat	Lane	Splits		Name	NOC	Location	Date
WR 4:05.25	55.38		1:57.32	3:08.45	PHELPS Michael	USA	Omaha, NE (USA)	Jun 29 2008
OR 4:08.26	55.57		1:57.10	3:10.36	PHELPS Michael	USA	Athens (GRE)	Aug 14 2004

Event No: 1

Rank	Heat	Lane	Name	Date of Birth	NOC	R.T.	Time	Time Behind
1	4	4	<b>PHELPS Michael</b>	Jun 30 1985	United States	0.75	4:07.82	OR
			50m 26.13	100m 55.28	150m 1:26.38	200m 1:57.34	250m 2:33.03	300m 3:09.48
				29.15	31.10	30.96	35.69	36.45
			350m 3:39.43					
								28.39
2	2	4	<b>CSEH Laszlo</b>	Dec 03 1985	Hungary	0.78	4:09.26	1.44
			50m 26.06	100m 56.13	150m 1:27.65	200m 1:58.86	250m 2:34.98	300m 3:11.16
				30.07	31.52	31.21	36.12	36.18
			350m 3:40.91					
								28.35
3	4	5	<b>MARIN Luca</b>	Apr 09 1986	Italy	0.85	4:10.22	2.40
			50m 28.38	100m 59.42	150m 1:31.41	200m 2:02.07	250m 2:37.17	300m 3:11.87
				31.04	31.99	30.66	35.10	34.70
			350m 3:42.12					
								28.10
4	3	4	<b>LOCHTE Ryan</b>	Aug 03 1984	United States	0.70	4:10.33	2.51
			50m 26.08	100m 56.00	150m 1:28.19	200m 1:59.97	250m 2:35.26	300m 3:10.57
				29.92	32.19	31.78	35.29	35.31
			350m 3:40.61					
								29.72
5	4	3	<b>KIS Gergo</b>	Jan 19 1988	Hungary	0.88	4:10.66	2.84
			50m 26.87	100m 56.90	150m 1:29.08	200m 2:00.68	250m 2:37.34	300m 3:13.68
				30.03	32.18	31.60	36.66	36.34
			350m 3:43.15					
								27.51
6	2	3	<b>BOGGIATTO Alessio</b>	Jan 18 1981	Italy	0.82	4:10.68	2.86
			50m 26.80	100m 56.89	150m 1:29.46	200m 2:02.08	250m 2:36.92	300m 3:11.90
				30.09	32.57	32.62	34.84	34.98
			350m 3:41.57					
								29.67
								29.11

7	3	7	<b>JOHNS Brian</b>	Aug 05 1982	 Canada *	0.82	<b>4:11.41</b>	3.59
	50m	26.90	100m 57.58 30.68	150m 1:30.48 32.90	200m 2:02.80 32.32	250m 2:38.20 35.40	300m 3:13.62 35.42	
	350m	3:43.31 29.69					28.10	
8	3	5	<b>PEREIRA Thiago</b>	Jan 26 1986	 Brazil	0.75	<b>4:11.74</b>	3.92
	50m	25.78	100m 55.88 30.10	150m 1:28.31 32.43	200m 1:59.65 31.34	250m 2:34.71 35.06	300m 3:10.32 35.61	
	350m	3:41.55 31.23					30.19	
9	4	2	<b>BEAVERS Kelth</b>	Feb 09 1983	 Canada	0.72	<b>4:12.75</b>	4.93
	50m	26.91	100m 57.11 30.20	150m 1:29.51 32.40	200m 2:01.89 32.38	250m 2:37.24 35.35	300m 3:13.32 36.08	
	350m	3:43.19 29.87					29.56	
10	2	1	<b>ALLY Bradley</b>	Dec 11 1984	 Barbados	0.69	<b>4:14.01</b>	6.19
	50m	26.32	100m 57.01 30.69	150m 1:29.89 32.88	200m 2:02.15 32.26	250m 2:37.97 35.82	300m 3:14.38 36.41	
	350m	3:44.77 30.39					29.24	
11	2	8	<b>NEVO Gal</b>	Jun 29 1987	 Israel	0.64	<b>4:14.03</b>	6.21
	50m	26.93	100m 57.99 31.06	150m 1:31.23 33.24	200m 2:03.29 32.06	250m 2:39.18 35.89	300m 3:14.66 35.48	
	350m	3:44.73 30.07					29.30	
12	3	3	<b>SCHOEMAN Riaan</b>	Sep 18 1989	 South Africa	0.73	<b>4:14.09</b>	6.27
	50m	27.69	100m 58.75 31.06	150m 1:31.14 32.39	200m 2:02.61 31.47	250m 2:37.54 34.93	300m 3:14.43 36.89	
	350m	3:44.51 30.08					29.58	
13	3	1	<b>KRYLOV Andrey</b>	Apr 10 1984	 Russian Fed.	0.75	<b>4:14.55</b>	6.73
	50m	26.95	100m 57.77 30.82	150m 1:31.17 33.40	200m 2:03.65 32.48	250m 2:39.78 36.13	300m 3:15.75 35.97	
	350m	3:45.96 30.21					28.59	
14	4	6	<b>NEDERPELT Travis</b>	Jun 10 1985	 Australia	0.77	<b>4:15.37</b>	7.55
	50m	26.38	100m 56.69 30.31	150m 1:30.70 34.01	200m 2:03.79 33.09	250m 2:38.97 35.18	300m 3:15.55 36.58	
	350m	3:45.91 30.36					29.46	
15	2	2	<b>JUKIC Dinko</b>	Jan 09 1989	 Austria	0.74	<b>4:15.48</b>	7.66
	50m	25.94	100m 55.85 29.91	150m 1:29.56 33.71	200m 2:02.84 33.28	250m 2:38.65 35.81	300m 3:15.45 36.80	
	350m	3:45.40 29.95					30.08	
16	2	7	<b>TIKHONOV Alexander</b>	May 04 1988	 Russian Fed.	0.83	<b>4:16.49</b>	8.67
	50m	27.19	100m 58.06 30.87	150m 1:30.39 32.33	200m 2:02.01 31.62	250m 2:38.54 36.53	300m 3:15.91 37.37	
	350m	3:46.39 30.48					30.10	
17	2	5	<b>HAFFIELD Thomas</b>	Jan 28 1988	 Great Britain	0.79	<b>4:16.72</b>	9.90
	50m	27.49	100m 58.39	150m 1:31.20	200m 2:02.86	250m 2:39.23	300m 3:16.33	

			30.90	32.81	31.66	36.37	37.10		
			350m 3:47.20 30.87						29.52
18	2	6	<b>DEMETIS Vasilejos</b>		May 12 1983	 Greece	0.77	<b>4:18.40</b>	10.58
			50m 27.43	100m 58.23 30.80	150m 1:31.28 33.05	200m 2:03.40 32.12	250m 2:40.46 37.06	300m 3:17.89 37.43	
			350m 3:48.75 30.86						29.65
19	3	6	<b>DALE Euan</b>		Dec 18 1985	 Great Britain	0.71	<b>4:18.60</b>	10.78
			50m 27.25	100m 58.53 31.28	150m 1:32.16 33.63	200m 2:04.98 32.82	250m 2:41.19 36.21	300m 3:17.48 36.29	
			350m 3:48.31 30.83						30.29
20	4	8	<b>LEPSKYY Vadym</b>		Jul 09 1985	 Ukraine	0.79	<b>4:20.96</b>	13.14
			50m 29.04	100m 1:01.95 32.91	150m 1:34.38 32.43	200m 2:06.76 32.38	250m 2:43.44 36.68	300m 3:21.05 37.61	
			350m 3:51.19 30.14						29.77
21	3	8	<b>PINZON Omar</b>		Jun 17 1989	 Colombia	0.63	<b>4:22.31</b>	14.49
			50m 26.96	100m 57.88 30.92	150m 1:30.31 32.43	200m 2:02.08 31.77	250m 2:41.36 39.28	300m 3:21.08 39.72	
			350m 3:52.51 31.43						29.80
22	4	7	<b>HENRI Pierre</b>		Feb 25 1983	 France	0.75	<b>4:22.41</b>	14.59
			50m 27.28	100m 58.68 31.40	150m 1:32.39 33.71	200m 2:04.87 32.48	250m 2:42.81 37.94	300m 3:21.10 38.29	
			350m 3:52.41 31.31						30.00
23	1	4	<b>ROKI Niksa</b>		Feb 08 1988	 Croatia	0.68	<b>4:22.44</b>	14.62
			50m 26.58	100m 57.63 31.05	150m 1:31.32 33.69	200m 2:04.43 33.11	250m 2:42.34 37.91	300m 3:20.51 38.17	
			350m 3:52.32 31.81						30.12
24	3	2	<b>NUNEZ Javier</b>		Apr 23 1983	 Spain	0.89	<b>4:22.69</b>	14.87
			50m 27.17	100m 58.04 30.87	150m 1:32.02 33.98	200m 2:05.51 33.49	250m 2:42.44 36.93	300m 3:21.90 39.46	
			350m 3:52.88 30.98						29.81
25	4	1	<b>ALYFANTIS Romanos Iasonas</b>		Mar 21 1986	 Greece	0.79	<b>4:23.41</b>	15.59
			50m 26.46	100m 56.59 30.13	150m 1:31.08 34.49	200m 2:05.17 34.09	250m 2:41.61 36.44	300m 3:19.56 37.95	
			350m 3:51.35 31.79						32.06
26	1	6	<b>GORDIYENKO Dmitriy</b>		May 20 1986	 Kazakhstan	0.81	<b>4:25.20</b>	17.38
			50m 28.86	100m 1:01.66 32.80	150m 1:36.58 34.92	200m 2:11.25 34.67	250m 2:47.75 36.50	300m 3:24.47 36.72	
			350m 3:55.79 31.32						29.41
27	1	2	<b>PANILOV Vasilii</b>		Dec 13 1988	 Kyrgyzstan	0.77	<b>4:29.20</b>	21.38
			50m 27.85	100m 59.45 31.60	150m 1:33.85 34.40	200m 2:08.73 34.88	250m 2:45.93 37.20	300m 3:25.15 39.22	
			350m 3:56.58						



		31.43							32.62
<b>28</b>	<b>1</b>	<b>3</b>	<b>NAZAR Deniz</b>	Aug 19 1980		Turkey	0.91	<b>4:30.80</b>	22.98
		50m 27.15	100m 58.29 31.14	150m 1:33.15 34.86	200m 2:07.71 34.56	250m 2:45.88 38.17	300m 3:25.16 39.28		
		350m 3:58.45 33.29							
<b>29</b>	<b>1</b>	<b>5</b>	<b>HACIANE CONSTANTIN Hocine</b>	Jul 07 1986		Andorra	0.83	<b>4:32.00</b>	24.18
		50m 28.79	100m 1:01.04 32.25	150m 1:37.89 36.85	200m 2:14.76 36.87	250m 2:51.72 36.96	300m 3:29.37 37.65		
		350m 4:01.70 32.33							
								30.30	
<b>Legend</b>									
WR - World Record	=WR - Equal World Record	OR - Olympic Record	=OR - Equal Olympic Record						
AF - African Record	=AF - Equal African Record	AM - Americas Record	=AM - Equal Americas Record						
AS - Asian Record	=AS - Equal Asian Record	ER - European Record	=ER - Equal European Record						
OC - Oceania Record	=OC - Equal Oceania Record	R.T. - Reaction Time	DSQ - Disqualified						
DNF - Did not Finish	DNS - Did not Start								

**Latest News**

- Natalie du Toit -- When taking part is more important than winning [2008-08-21]
- Men's Marathon 10km: Maarten van der Weijden surprises favorites [2008-08-21]
- Photos: Dutch swimmer wins Men's 10km Marathon Swimming gold [2008-08-21]
- Swimming Day 11 Preview: Men's Marathon 10km Dyatchin and Lurz to battle [2008-08-20]
- Women's Marathon 10km: Ilchenko wins gold in final flurry [2008-08-20]
- Photos: Ilchenko takes gold in Women's 10km Marathon Swimming [2008-08-20]
- Natalie du Toit ready to make Olympic history [2008-08-19]

**Photos**



Photos: Dutch swimmer wins Men's 10km Marathon Swimming gold  
 Photos: Ilchenko takes gold in Women's 10km Marathon Swimming  
 Swimming Review: Phelps takes greatest Olympic gold medal swag ever

[More>>](#)



COMPETITION INFORMATION

- Schedules & Results
- Medals
- Athletes & Teams
- Background
- Records

Schedules & Results > Swimming > Men's 400m Individual Medley Final



## Results

### Men's 400m Individual Medley Final

News Photos Videos

Swimming

National Aquatics Center / Sun Aug 10 2008 / Start Time: 10:03

Medals Reports

Record	Splits			Name	NOC	Location	Date
WR 4:05.25	55.38	1:57.32	3:08.45	PHELPS Michael	USA	Omaha, NE (USA)	Jun 29 2008
OR 4:07.82	55.28	1:57.34	3:09.48	PHELPS Michael	USA	Beijing (CHN)	Aug 9 2008

Event No: 1

Rank	Lane	Name			NOC	R.T.	Time	Time Behind			
	4	<b>PHELPS Michael</b>			USA	0.74	<b>4:03.84</b>	WR			
50m (2)	25.73	100m (1)	54.92	150m (2)	1:26.29	200m (1)	1:56.49	250m (1)	2:31.26	300m (1)	3:07.05
			29.19		31.37		30.20		34.77		35.79
350m (1)	3:35.99										27.85
	28.94										
	5	<b>CSEH Laszlo</b>			HUN	0.76	<b>4:06.16</b>	2.32	ER		
50m (1)	25.60	100m (2)	55.07	150m (3)	1:26.49	200m (3)	1:57.43	250m (3)	2:32.47	300m (3)	3:08.28
			29.47		31.42		30.94		35.04		35.81
350m (2)	3:37.68										28.48
	29.40										
	6	<b>LOCHTE Ryan</b>			USA	0.71	<b>4:08.09</b>	4.25			
50m (4)	26.18	100m (3)	55.81	150m (1)	1:26.04	200m (2)	1:56.69	250m (2)	2:31.53	300m (2)	3:08.04
			29.63		30.23		30.65		34.84		36.51
350m (3)	3:37.93										30.16
	29.89										
	7	<b>BOGGIATTO Alessio</b>			ITA	0.71	<b>4:12.16</b>	8.32			
50m (6)	26.94	100m (5)	57.23	150m (5)	1:29.50	200m (6)	2:01.97	250m (5)	2:37.18	300m (5)	3:12.87
			30.29		32.27		32.47		35.21		35.69
350m (4)	3:43.01										29.15
	30.14										
	3	<b>MARIN Luca</b>			ITA	0.91	<b>4:12.47</b>	8.63			
50m (8)	28.05	100m (8)	59.21	150m (8)	1:31.30	200m (5)	2:01.83	250m (6)	2:37.58	300m (6)	3:13.39
			31.16		32.09		30.53		35.75		35.81
350m (6)	3:44.08										28.39

30.69											
<del>6</del>	2	KIS Gergo	HUN	0.84	4:12.84	9.00					
50m (7) 26.99	100m (7) 57.64	150m (6) 1:30.18	200m (7) 2:02.01	250m (8) 2:39.30 37.29	300m (8) 3:16.00						
	30.65	32.54	31.83		36.70						
350m (8) 3:45.61										27.23	
29.61											
<del>7</del>	1	JOHNS Brian	CAN	0.83	4:13.38	9.54					
50m (5) 26.71	100m (6) 57.62	150m (7) 1:30.77	200m (8) 2:03.59	250m (7) 2:38.82 35.23	300m (7) 3:15.03						
	30.91	33.15	32.82		36.21						
350m (7) 3:44.49										28.99	
29.46											
<del>8</del>	8	PEREIRA Thiago	BRA	0.72	4:15.40	11.56					
50m (3) 26.09	100m (4) 56.38	150m (4) 1:28.42	200m (4) 1:59.80	250m (4) 2:35.29 35.49	300m (4) 3:11.74						
	30.29	32.04	31.38		36.45						
350m (5) 3:43.52										31.88	
31.78											

Legend

OR - Olympic Record	=OR - Equal Olympic Record	WR - World Record	=WR - Equal World Record
R.T. - Reaction Time	O - Olympic record at intermediate distance	W - World record at intermediate distance	DNF - Did not Finish
ONS - Did not Start	DSQ - Disqualified	AF - African Record	=AF - Equal African Record
AM - Americas Record	=AM - Equal Americas Record	AS - Asian Record	=AS - Equal Asian Record
ER - European Record	=ER - Equal European Record	OC - Oceania Record	=OC - Equal Oceania Record

Latest News

- Natalie du Toit -- When taking part is more Important than winning [2008-08-21]
- Men's Marathon 10km: Maarten van der Weijden surprises favorites [2008-08-21]
- Photos: Dutch swimmer wins Men's 10km Marathon Swimming gold [2008-08-21]
- Swimming Day 11 Preview: Men's Marathon 10km Dyatchin and Lurz to battle [2008-08-20]
- Women's Marathon 10km: Ilchenko wins gold in final flurry [2008-08-20]
- Photos: Ilchenko takes gold in Women's 10km Marathon Swimming [2008-08-20]
- Natalie du Toit ready to make Olympic history [2008-08-19]

Photos



Photos: Dutch swimmer wins Men's 10km Marathon Swimming gold  
 Photos: Ilchenko takes gold in Women's 10km Marathon Swimming  
 Swimming Review: Phelps takes greatest Olympic gold medal swag ever

More >>



COMPETITION INFORMATION

- Schedules & Results
- Medals
- Athletes & Teams
- Background
- Records

Schedules & Results > Swimming > Men's 4 x 100m Freestyle Relay - Heats



**Results Summary**  
**Men's 4 x 100m Freestyle Relay - Heats**

News Photos Videos

Swimming









National Aquatics Center / Sun Aug 10 2008 / Start Time: 20:47

Medals Reports

Record	Splits	NOC	Location	Date
WR 3:12.46	48.83 1:58.96 2:24.68 3:12.46	USA - United States	Victoria (CAN)	Aug 19 2006
OR 3:13.17	48.17 1:36.30 2:25.26 3:13.17	RSA - South Africa	Athens (GRE)	Aug 15 2004

Event No: 12

Rank	Heat	Lane	NOC	Name	R.T.	50m	100m	Time	Time Behind
1	1	4	USA - United States	ADRIAN Nathan	0.75	23.15	48.82	3:12.23	WR
				JONES Cullen	0.16	22.20	47.61	1:36.43	
				WILDMAN-TOBRINER Ben	0.24	22.69	48.03	2:24.46	
				GREYVERS Matt	0.27	22.43	47.77	3:12.23	
2	2	4	FRA - France	LEVEAUX Amaury	0.77	23.18	47.76 OR	47.76	0.13 ER
				MALLEF Gregory	0.33	22.57	48.14	1:35.90	
				STEINMETZ Boris	0.17	23.45	49.83	2:25.73	
				BOUSQUET Frederick	0.12	21.77	46.63	3:12.36	
3	1	5	AUS - Australia	LAUTERSTEIN Andrew	0.75	23.10	48.68	48.68	0.18 OC
				BRODIE Leith	0.35	23.08	48.42	1:37.10	
				MURPHY Patrick	0.20	23.08	48.09	2:25.19	
				TARGETT Matt	0.25	22.29	47.22	3:12.41	
4	2	5	ITA - Italy	CALVI Alessandro	0.81	23.35	48.58	48.58	0.42
				GALENDI Christian	0.27	22.51	47.67	1:36.25	
				SANTUCCI Michele	0.34	23.50	49.56	2:25.81	
				MAGNINI Filippo	0.23	22.65	46.84	3:12.65	
5	1	3	SWE - Sweden	NYSTRAND Stefan	0.95	22.98	48.31	48.31	0.50
				STYMNE Petter	0.21	22.24	48.41	1:36.72	

				FROLANDER Lars	0.17	22.76	48.35	2:25.07		
				PERSSON Jonas	0.16	21.99	47.66	3:12.73		
6	2	3	 RSA - South Africa					<b>3:13.06</b>	0.83	AF
				FERNS Lyndon	0.78	22.94	48.20	48.20		
				SCHOEMAN Roland	0.45	22.71	48.85	1:37.05		
				NEETHLING Ryk	0.35	22.69	48.51	2:25.56		
				TOWNSEND Darian	0.28	22.45	47.50	3:13.06		
7	1	2	 CAN - Canada					<b>3:13.68</b>	1.45	
				HAYDEN Brent	0.76	23.26	48.28	48.28		
				GREENSHIELDS Joel	0.36	23.05	48.06	1:36.34		
				SAY Rick	0.05	23.72	49.11	2:25.45		
				RUSSELL Colin	0.13	22.71	48.23	3:13.68		
8	2	1	 GBR - Great Britain					<b>3:13.69</b>	1.46	
				BURNETT Simon	0.67	23.16	48.20	48.20		
				BROWN Adam	0.30	23.22	48.43	1:36.63		
				HOCKIN Benjamin	0.26	23.31	48.55	2:25.18		
				DAVENPORT Ross	0.07	23.00	48.51	3:13.69		
9	2	6	 RUS - Russian Fed.					<b>3:14.07</b>	1.84	
				LAGUNOV Evgeniy	0.75	23.02	48.45	48.45		
				GRECHIN Andrey	0.35	22.31	48.08	1:36.53		
				KAPRALOV Andrey	0.58	23.46	49.07	2:25.60		
				FESJKOV Sergey	0.48	22.77	48.47	3:14.07		
10	1	6	 NED - Netherlands					<b>3:14.90</b>	2.67	
				ZASTROW Mitja	0.76	23.88	49.40	49.40		
				van den HOOGENBAND Pieter	0.20	22.06	47.17	1:36.57		
				van VELTHOVEN Bas	0.23	22.76	49.08	2:25.65		
				LIJESSEN Robert	0.15	23.14	49.25	3:14.90		
11	1	7	 NZL - New Zealand					<b>3:15.41</b>	3.18	
				HERRING Mark	0.79	23.73	49.73	49.73		
				GIBSON Cam	0.11	22.76	48.07	1:37.80		
				BENSON Willy	0.08	22.89	48.65	2:26.45		
				FAAMAUSILI-BANSE-PRINCE Orinoco	0.04	22.97	48.96	3:15.41		
12	2	7	 CHN - China					<b>3:16.16</b>	3.93	AS
				CHEN Zuo	0.77	23.83	49.16	49.16		
				HUANG Shaohua	0.28	23.22	48.83	1:37.99		
				LU Zhiwu	0.05	22.86	48.72	2:26.71		
				CAI Li	0.23	23.69	49.45	3:16.16		
13	2	8	 SUI - Switzerland					<b>3:16.80</b>	4.57	
				MEICHTRY Dominik	0.68	23.48	48.96	48.96		
				NOVY Karel	0.13	23.00	48.60	1:37.56		

				LANG Flori	0.01	23.18	49.34	2:26.90	
				PEREZ Adrian	0.15	23.57	49.90	3:16.80	
14	1	8	 JPN - Japan					<b>3:17.28</b>	5.05
				FUJII Takuro	0.71	23.77	49.15	49.15	
				SATO Hisayoshi	0.13	22.92	48.92	1:38.07	
				KISHIDA Masayuki	0.08	23.44	50.00	2:28.07	
				OKUMURA Yoshihiro	0.18	23.80	49.21	3:17.28	
15	1	1	 GER - Germany					<b>3:17.99</b>	5.76
				DEIBLER Steffen	0.83	23.62	49.61	49.61	
				SCHREIBER Jens	0.08	23.50	49.58	1:39.19	
				STARKE Benjamin	0.13	23.49	49.65	2:28.84	
				BIEDERMANN Paul	0.28	23.55	49.15	3:17.99	
	2	2	 BRA - Brazil					<b>DSQ</b>	
				CIELO FILHO Cesar	0.69	22.53	47.91	47.91	
				CASTRO Rodrigo	0.26	23.62	49.23	1:37.14	
				SILVA Fernando	0.34	23.03	49.53	2:26.67	
				OLIVEIRA Nicolas	-0.04				

**Legend**

WR - World Record	=WR - Equal World Record	OR - Olympic Record	=OR - Equal Olympic Record
AF - African Record	=AF - Equal African Record	AM - Americas Record	=AM - Equal Americas Record
AS - Asian Record	=AS - Equal Asian Record	ER - European Record	=ER - Equal European Record
OC - Oceania Record	=OC - Equal Oceania Record	R.T. - Reaction Time	DSQ - Disqualified
DNF - Did not Finish	DNS - Did not Start		

**Latest News**

- [Natalie du Toit -- When taking part is more important than winning \[2008-08-21\]](#)
- [Men's Marathon 10km: Maarten van der Weijden surprises favorites \[2008-08-21\]](#)
- [Photos: Dutch swimmer wins Men's 10km Marathon Swimming gold \[2008-08-21\]](#)
- [Swimming Day 11 Preview: Men's Marathon 10km Dyatchin and Lurz to battle \[2008-08-20\]](#)
- [Women's Marathon 10km: Ilchenko wins gold in final flurry \[2008-08-20\]](#)
- [Photos: Ilchenko takes gold in Women's 10km Marathon Swimming \[2008-08-20\]](#)
- [Natalie du Toit ready to make Olympic history \[2008-08-19\]](#)

**Photos**



Photos: Dutch swimmer wins Men's 10km Marathon Swimming gold



Photos: Ilchenko takes gold in Women's 10km Marathon Swimming



Swimming Review: Phelps takes greatest Olympic gold medal swag ever

[More >>](#)



Set as Homepage | [Sailing 2008](#) | [Equestrian 2008](#) | [Preliminary site](#) | [BOBICO](#) | [Site Map](#) | [Contact](#) | [FAQ](#) | [RSS](#) | [IPv6](#)  
Copyright The Beijing Organizing Committee for the Games of the XXIX Olympiad



The Official Website of the Beijing 2008 Olympic Games August 8-24, 2008

中文 English

HOME

COMPETITION INFORMATION

Schedules & Results Medals Athletes & Teams Background Records

Schedules & Results > Swimming > Men's 4 x 100m Freestyle Relay Final



**Results**  
**Men's 4 x 100m Freestyle Relay Final**

Swimming National Aquatics Center / Mon Aug 11 2008 / Start Time: 11:26




News Photos Videos

Medals Reports

	Record		Splits		NOC		Location	Date
WR	3:12.23	48.82	1:36.43	2:24.46	3:12.23	USA - United States	Beijing (CHN)	Aug 10 2008
OR	3:12.23	48.82	1:36.43	2:24.46	3:12.23	USA - United States	Beijing (CHN)	Aug 10 2008

Event No: 12

Rank	Lane	NOC	Name	R.T.	50m	100m	Time	Time Behind
1	4	USA - United States					3:08.24	WR
			PHELPS Michael	0.75	23.31	47.51	(2) 47.51	
			WEBER-GALE Garrett	0.06	21.89	47.02	(1) 1:34.53	
			JONES Cullen	0.38	22.68	47.65	(2) 2:22.18	
			LEZAK Jason	0.04	21.50	46.06	(1) 3:08.24	
2	5	FRA - France					3:08.32	0.08 ER
			LEVEAUX Amaury	0.77	23.39	47.91	(4) 47.91	
			GILOT Fabien	0.16	21.98	47.05	(2) 1:34.96	
			BOUSQUET Frederick	0.08	21.96	46.63	(1) 2:21.59	
			BERNARD Alain	0.19	21.27	46.73	(2) 3:08.32	
3	3	AUS - Australia					3:09.91	1.67 OC
			SULLIVAN Eamon	0.71	22.48	47.24 WR	(1) 47.24	
			LAUTERSTEIN Andrew	0.25	22.19	47.87	(3) 1:35.11	
			CALLUS Ashley	0.28	22.44	47.55	(3) 2:22.66	
			TARGETT Matt	0.29	22.17	47.25	(3) 3:09.91	
4	6	ITA - Italy					3:11.48	3.24
			CALVI Alessandro	0.78	23.12	48.49	(7) 48.49	
			GALENDI Christian	0.30	22.13	47.49	(5) 1:35.98	
			BELOTTI Marco	0.13	22.81	48.23	(5) 2:24.21	
			MAGNINI Filippo	0.17	22.65	47.27	(4) 3:11.48	
5	2	SWE - Sweden					3:11.92	3.68
			STYMNE Petter	0.85	23.20	49.17	(8) 49.17	
			FROLANDER Lars	0.06	22.30	48.02	(8) 1:37.19	

			NYSTRAND Stefan	0.17	22.18	47.25	(6) 2:24.44		
			PERSSON Jonas	0.01	22.18	47.48	(5) 3:11.92		
6	1	 CAN - Canada					<b>3:12.26</b>	4.02	
			HAYDEN Brent	0.75	22.72	47.56	(3) 47.56		
			GREENSHIELDS Joel	0.14	22.68	47.77	(4) 1:35.33		
			RUSSELL Colin	0.08	23.13	48.49	(4) 2:23.82		
			SAY Rick	0.00	23.04	48.44	(6) 3:12.26		
7	7	 RSA - South Africa					<b>3:12.66</b>	4.42	AF
			FERNS Lyndon	0.64	22.74	48.15	(5) 48.15		
			TOWNSEND Darian	0.26	22.27	48.11	(7) 1:36.26		
			SCHOEMAN Roland	0.24	22.28	48.32	(7) 2:24.58		
			NEETHLING Byk	0.09	22.47	48.08	(7) 3:12.66		
8	8	 GBR - Great Britain					<b>3:12.87</b>	4.63	
			BURNEIT Simon	0.68	23.39	48.34	(6) 48.34		
			BROWN Adam	0.31	23.04	47.75	(6) 1:36.09		
			HOCKIN Benjamin	0.38	22.95	48.50	(8) 2:24.59		
			DAVENPORT Ross	0.19	23.22	48.28	(8) 3:12.87		

**Legend**

WR - World Record	=WR - Equal World Record	OR - Olympic Record	=OR - Equal Olympic Record
AF - African Record	=AF - Equal African Record	AM - Americas Record	=AM - Equal Americas Record
AS - Asian Record	=AS - Equal Asian Record	ER - European Record	=ER - Equal European Record
OC - Oceania Record	=OC - Equal Oceania Record	R.T. - Reaction Time	DSQ - Disqualified
DNF - Did not Finish	DNS - Did not Start		

**Latest News**

- [Natalie du Toit -- When taking part is more important than winning \[2008-08-21\]](#)
- [Men's Marathon 10km: Maarten van der Weijden surprises favorites \[2008-08-21\]](#)
- [Photos: Dutch swimmer wins Men's 10km Marathon Swimming gold \[2008-08-21\]](#)
- [Swimming Day 11 Preview: Men's Marathon 10km Dyatchin and Lurz to battle \[2008-08-20\]](#)
- [Women's Marathon 10km: Ilchenko wins gold in final flurry \[2008-08-20\]](#)
- [Photos: Ilchenko takes gold in Women's 10km Marathon Swimming \[2008-08-20\]](#)
- [Natalie du Toit ready to make Olympic history \[2008-08-19\]](#)

**Photos**



Photos: Dutch swimmer wins Men's 10km Marathon Swimming gold



Photos: Ilchenko takes gold in Women's 10km Marathon Swimming



Swimming Review: Phelps takes greatest Olympic gold medal swag ever

[More >>](#)



Set as Homepage | [Sailing 2008](#) | [Equestrian 2008](#) | [Preliminary site](#) | [BOBICO](#) | [Site Map](#) | [Contact](#) | [FAQ](#) | [RSS](#) | [IPv6](#)  
 Copyright The Beijing Organizing Committee for the Games of the XXIX Olympiad





COMPETITION INFORMATION

- Schedules & Results
- Medals
- Althletes & Teams
- Background
- Records

Schedules & Results > Swimming > Men's 4 x 200m Freestyle Relay - Heats

News Photos Videos



Swimming

## Results Summary Men's 4 x 200m Freestyle Relay - Heats









National Aquatics Center / Tue Aug 12 2008 / Start Time: 19:54





Medals Reports

	Record	Splits				NOC	Location	Date
WR	7:03.24	24.67	51.43	1:18.62	1:45.36	USA - United States	Melbourne (AUS)	Mar 30 2007
		2:09.44	1:36.37	3:04.00	3:31.22			
		3:56.29	4:23.41	4:50.49	5:17.53			
		5:41.33	6:08.41	6:35.98	7:03.24			
OR	7:07.05	24.67	52.01	1:19.05	1:46.03	AUS - Australia	Sydney (AUS)	Sep 19 2000
		2:10.04	2:37.23	3:04.98	3:32.43			
		3:57.22	4:24.47	4:52.12	5:19.79			
		5:44.58	6:11.82	6:39.52	7:07.05			

Event No: 19

Rank	Heat	Lane	NOC	Name	R.T.	50m	100m	150m	200m	Time	Time Behind
1	2	4	USA - United States	WALTERS David	0.77	24.73	51.18	1:18.63	1:46.57	7:04.66	OR
				BERENS Ricky	0.42	24.40	51.47	1:18.64	1:45.47	3:32.04	
				YENDT Erik	0.41	25.38	53.05	1:20.73	1:47.11	5:19.15	
				KELLER Klete	0.38	24.74	51.28	1:18.22	1:45.51	7:04.66	
2	1	4	ITA - Italy	CASSIO Nicola	0.84	25.73	52.97	1:20.79	1:48.76	7:07.84	3.18 ER
				BELOTTI Marco	0.31	24.14	51.23	1:18.26	1:45.82	3:34.58	
				BREMBILLA Emiliano	0.37	25.23	52.01	1:19.18	1:46.46	5:21.04	
				ROSOLINO Massimiliano	0.47	25.16	51.96	1:19.25	1:46.80	7:07.84	
3	1	6	RUS - Russian Fed.	POLISHCHUK Mikhail	0.77	25.23	52.53	1:20.74	1:48.54	7:07.86	3.20
				IZOTOV Danila	0.33	24.96	52.37	1:19.83	1:47.24	3:35.78	
				LOBINTSEV Nikita	0.41	24.36	51.59	1:19.12	1:46.84	5:22.62	
				SUKHORUKOV Alexander	0.26	24.60	51.37	1:18.38	1:45.24	7:07.86	
4	2	3	GBR - Great Britain	CARRY David	0.79	25.36	52.06	1:19.39	1:46.47	7:07.89	3.23

				HUNTER Andrew	0.41	24.63	51.73	1:19.59 <sup>™</sup>	1:46.88	3:33.35		
				DAVENPORT Ross	0.37	24.87	52.22	1:20.05	1:47.15	5:20.50		
				RENWICK Robbie	0.31	24.40	51.64	1:19.58	1:47.39	7:07.89		
5	1	5	 CAN - Canada							7:08.04	3.38	
				JOHNS Brian	0.81	25.39	52.62	1:20.45	1:47.44	1:47.44		
				SAY Rick	0.09	24.25	51.37	1:19.58	1:47.24	3:34.68		
				SIQVI Adam	0.27	24.19	51.12	1:19.06	1:47.05	5:21.73		
				HURD Andrew	0.35	24.97	51.83	1:19.25	1:46.31	7:08.04		
6	2	5	 AUS - Australia							7:08.41	3.75	
				FFROST Nick	0.66	25.51	52.71	1:20.27	1:47.47	1:47.47		
				BRITS Grant	0.10	24.10	51.40	1:19.14	1:46.84	3:34.31		
				PALMER Kirk	0.41	24.52	51.55	1:19.61	1:47.02	5:21.33		
				BRODIE Leth	0.28	24.49	51.89	1:19.48	1:47.08	7:08.41		
7	1	7	 JPN - Japan							7:09.12	4.46	AS
				OKUMURA Yoshihiro	0.76	25.69	52.90	1:20.13	1:47.19	1:47.19		
				UCHIDA Sho	0.16	24.99	52.23	1:19.55	1:46.59	3:33.78		
				MONONOBE Yasunori	0.05	24.69	52.23	1:20.04	1:47.29	5:21.07		
				MATSUMOTO Hisato	0.17	24.43	51.37	1:19.04	1:48.05	7:09.12		
8	2	2	 RSA - South Africa							7:10.91	6.25	AF
				BASSON Jean	0.69	25.29	52.03	1:18.97	1:45.99	1:45.99		
				TOWNSEND Darlan	0.25	23.85	50.59	1:17.92	1:46.14	3:32.13		
				VENTER Jan	-0.02	25.43	53.48	1:21.28	1:48.32	5:20.45		
				ROUSSEAU Sebastien	0.38	25.02	52.66	1:21.41	1:50.46	7:10.91		
9	2	6	 AUT - Austria							7:11.45	6.79	
				KOLL Dominik	0.80	25.45	52.39	1:19.85	1:47.72	1:47.72		
				BRANDL David	0.51	24.94	51.84	1:19.29	1:46.45	3:34.17		
				JANISTYN Florian	0.15	25.21	52.35	1:21.01	1:50.48	5:24.65		
				ROGAN Markus	0.02	24.33	51.47	1:19.04	1:46.80	7:11.45		
10	1	2	 CHN - China							7:13.57	8.91	
				ZHANG Lin	0.73	25.20	52.28	1:19.56	1:46.13	1:46.13		
				ZHANG Enjian	0.18	25.00	52.83	1:20.83	1:49.31	3:35.44		
				SUN Yang	0.08	25.36	53.35	1:21.57	1:48.73	5:24.17		
				SHI Haoran	0.43	25.71	53.15	1:21.30	1:49.40	7:13.57		
10	1	8	 FRA - France							7:13.57	8.91	
				LEFERT Clement	0.83	25.55	52.53	1:20.11	1:48.34	1:48.34		
				BODET Sebastien	0.11	24.54	51.75	1:19.70	1:49.47	3:37.81		
				MADELAINE Matthieu	0.10	24.51	51.85	1:20.47	1:49.87	5:27.68		
				LEVEAUX Amaury	0.00	24.22	50.96	1:18.65	1:45.89	7:13.57		
12	1	1	 GER - Germany							7:13.92	9.26	
				BLEDERMANN Paul	0.88	25.45	52.82	1:20.23	1:47.48	1:47.48		
				STARKE Benjamin	0.16	24.30	51.94	1:20.21	1:48.51	3:35.99		

				KUBUSCH Christian	0.27	25.72	53.50	1:21.87	1:49.28	5:25.27		
				HERBST Stefan	0.37	24.64	52.16	1:20.73	1:48.65	7:13.92		
<b>13</b>	<b>2</b>	<b>1</b>	 <b>HUN - Hungary</b>							<b>7:14.14</b>	<b>9.48</b>	
				KIS Gergo	0.80	25.93	53.04	1:20.06	1:47.39	1:47.39		
				KEREKJARTO Tamas	0.30	25.05	52.37	1:20.70	1:49.09	3:36.48		
				KOZMA Dominik	0.08	24.67	52.20	1:20.45	1:49.26	5:25.74		
				KOVACS Norbert	0.38	25.01	52.46	1:20.53	1:48.40	7:14.14		
<b>14</b>	<b>2</b>	<b>7</b>	 <b>POL - Poland</b>							<b>7:18.09</b>	<b>13.43</b>	
				GASIOR Lukasz	0.75	25.30	52.95	1:21.33	1:49.43	1:49.43		
				WOJT Lukasz	0.13	24.66	52.33	1:19.99	1:48.54	3:37.97		
				ROKICKI Michal	0.24	26.47	54.38	1:23.07	1:51.14	5:29.11		
				STANCZYK Przemyslaw	0.11	25.42	53.07	1:20.80	1:48.98	7:18.09		
<b>15</b>	<b>2</b>	<b>8</b>	 <b>GRE - Greece</b>							<b>7:18.26</b>	<b>13.60</b>	
				ZISIMOS Andreas	0.77	25.40	52.99	1:20.89	1:49.05	1:49.05		
				XYLOURIS Nikolaos	0.30	25.25	52.91	1:21.00	1:49.53	3:38.58		
				GIANNOULIS Ioannis	0.39	25.49	53.03	1:20.75	1:48.96	5:27.54		
				DEMETIS Vasileios	0.17	25.24	53.64	1:22.49	1:50.72	7:18.26		
<b>16</b>	<b>1</b>	<b>3</b>	 <b>BRA - Brazil</b>							<b>7:19.54</b>	<b>14.88</b>	
				OLIVEIRA Nicolas	0.75	25.42	52.99	1:21.18	1:49.49	1:49.49		
				CASTRO Rodrigo	0.32	24.75	51.69	1:19.54	1:48.31	3:37.80		
				MORRISON Phillip	0.35	25.13	52.64	1:20.77	1:49.35	5:27.15		
				SALATTA Lucas	0.16	24.85	52.98	1:22.28	1:52.39	7:19.54		

**Legend**

WR - World Record	=WR - Equal World Record	OR - Olympic Record	=OR - Equal Olympic Record
AF - African Record	=AF - Equal African Record	AM - Americas Record	=AM - Equal Americas Record
AS - Asian Record	=AS - Equal Asian Record	ER - European Record	=ER - Equal European Record
OC - Oceania Record	=OC - Equal Oceania Record	R.T. - Reaction Time	DSQ - Disqualified
DNF - Did not Finish	DNS - Did not Start		

**Latest News**

- Natalie du Toit -- When taking part is more important than winning [2008-08-21]
- Men's Marathon 10km: Maarten van der Weijden surprises favorites [2008-08-21]
- Photos: Dutch swimmer wins Men's 10km Marathon Swimming gold [2008-08-21]
- Swimming Day 11 Preview: Men's Marathon 10km Dyatchin and Lurz to battle [2008-08-20]
- Women's Marathon 10km: Ilchenko wins gold in final flurry [2008-08-20]
- Photos: Ilchenko takes gold in Women's 10km Marathon Swimming [2008-08-20]
- Natalie du Toit ready to make Olympic history [2008-08-19]

**Photos**



Photos: Dutch swimmer wins Men's 10km Marathon Swimming gold



Photos: Ilchenko takes gold in Women's 10km Marathon Swimming



Swimming Review: Phelps takes greatest Olympic gold medal swag ever

[More >](#)





The Official Website of the Beijing 2008 Olympic Games August 8-24, 2008

HOME

COMPETITION INFORMATION

- Schedules & Results
- Medals
- Athletes & Teams
- Background
- Records

Schedules & Results > Swimming > Men's 4 x 200m Freestyle Relay Final



## Results

### Men's 4 x 200m Freestyle Relay Final

News Photos Videos

Swimming





National Aquatics Center / Wed Aug 13 2008 / Start Time: 11:19

Medals Reports

Record	Splits				NOC	Location	Date
WR 7:03.24	24.67	51.43	1:18.62	1:45.36	USA - United States	Melbourne (AUS)	Mar 30 2007
	2:09.44	1:36.37	3:04.00	3:31.22			
	3:56.29	4:23.41	4:50.49	5:17.53			
	5:41.33	6:08.41	6:35.98	7:03.24			
OR 7:04.66	24.73	51.18	1:18.63	1:46.57	USA - United States	Beijing (CHN)	Aug 12 2008
	2:10.97	2:38.04	3:05.21	3:32.04			
	3:57.42	4:25.09	4:52.77	5:19.15			
	5:43.89	6:10.43	6:37.37	7:04.66			

Event No: 19

Rank	Lane	NOC	Name	R.T.	50m	100m	150m	200m	Time	Time Behind
1	4	USA - United States	PHELPS Michael	0.72	24.25	50.48	1:17.09	1:43.31	(1) 1:43.31	WR
			LOCHTE Ryan	0.34	23.70	50.28	1:17.33	1:44.28	(1) 3:27.59	
			BERENS Ricky	0.41	24.53	51.70	1:19.29	1:46.29	(1) 5:13.88	
			VANDERKAAY Peter	0.36	24.13	50.95	1:18.28	1:44.68	(1) 6:58.56	
2	3	RUS - Russian Fed.	LOBINTSEV Nikita	0.81	24.90	51.59	1:18.97	1:46.64	(4) 1:46.64	5.14 ER
			LAGUNOV Evgeniy	0.24	23.09	49.60	1:17.93	1:46.56	(3) 3:33.20	
			IZOTOV Danila	0.20	23.83	50.61	1:18.27	1:45.85	(4) 5:19.05	
			SUKHORUKOV Alexander	0.24	24.35	50.83	1:17.71	1:44.65	(2) 7:03.70	
3	7	AUS - Australia	MURPHY Patrick	0.79	25.10	51.74	1:18.91	1:45.95	(2) 1:45.95	6.42
			HACKETT Grant	0.28	24.52	51.45	1:18.75	1:45.87	(2) 3:31.82	
			BRITS Grant	0.12	24.09	51.51	1:19.41	1:47.13	(3) 5:18.95	
			EFROSI Nick	0.10	24.47	51.85	1:19.22	1:46.03	(3) 7:04.98	
4	5	ITA - Italy	BELOTTI Marco	0.76	25.18	52.65	1:20.07	1:47.37	(8) 1:47.37	6.79

			BREMBILLA Emiliano	*	0.47	25.90	53.20	1:20.60	1:47.33	(8) 3:34.70	
			ROSOLINO Massimiliano		0.29	24.99	52.09	1:19.43	1:46.53	(6) 5:21.23	
			MAGNINI Filippo		0.09	23.07	50.40	1:17.78	1:44.12	(4) 7:05.35	
5	2		CAN - Canada							7:05.77	7.21
			RUSSELL Colin		0.74	24.88	51.74	1:19.23	1:46.89	(7) 1:46.89	
			JOHNS Brian		0.09	24.56	51.84	1:19.95	1:47.61	(7) 3:34.50	
			HAYDEN Brent		0.21	23.34	49.87	1:17.23	1:44.42	(2) 5:18.92	
			HURD Andrew		0.26	24.96	52.09	1:19.58	1:46.85	(5) 7:05.77	
6	6		GBR - Great Britain							7:05.92	7.36
			CARRY David		0.76	25.32	52.21	1:19.67	1:46.78	(6) 1:46.78	
			HUNTER Andrew		0.19	24.76	52.04	1:19.74	1:46.73	(4) 3:33.51	
			RENWICK Robbie		0.31	23.87	50.74	1:18.03	1:46.16	(5) 5:19.67	
			DAVENPORT Ross		0.22	24.13	50.97	1:18.63	1:46.25	(6) 7:05.92	
7	1		JPN - Japan							7:10.31	11.75
			OKUMURA Yoshihiro		0.71	25.61	52.48	1:19.51	1:46.61	(3) 1:46.61	
			UCHIDA Sho		0.32	25.14	52.44	1:20.23	1:47.36	(6) 3:33.97	
			MONONOBE Yasunori		0.14	24.84	52.42	1:20.54	1:47.72	(7) 5:21.69	
			MATSUMOTO Hisato		0.08	24.83	52.34	1:20.42	1:48.62	(7) 7:10.31	
8	8		RSA - South Africa							7:13.02	14.46
			BASSON Jean		0.71	25.18	51.74	1:18.75	1:46.67	(5) 1:46.67	
			TOWNSEND Darian		0.21	24.10	51.20	1:18.61	1:47.24	(5) 3:33.91	
			VENTER Jan		0.25	25.28	53.25	1:21.74	1:49.56	(8) 5:23.47	
			ROUSSEAU Sebastien		0.27	25.37	53.57	1:21.56	1:49.55	(8) 7:13.02	

Legend

WR - World Record	=WR - Equal World Record	OR - Olympic Record	=OR - Equal Olympic Record
AF - African Record	=AF - Equal African Record	AM - Americas Record	=AM - Equal Americas Record
AS - Asian Record	=AS - Equal Asian Record	ER - European Record	=ER - Equal European Record
OC - Oceania Record	=OC - Equal Oceania Record	R.T. - Reaction Time	DSQ - Disqualified
DNF - Did not Finish	DNS - Did not Start		

Latest News

- Natalie du Toit -- When taking part is more important than winning [2008-08-21]
- Men's Marathon 10km: Maarten van der Weijden surprises favorites [2008-08-21]
- Photos: Dutch swimmer wins Men's 10km Marathon Swimming gold [2008-08-21]
- Swimming Day 11 Preview: Men's Marathon 10km Dyatchin and Lurz to battle [2008-08-20]
- Women's Marathon 10km: Ilchenko wins gold in final flurry [2008-08-20]
- Photos: Ilchenko takes gold in Women's 10km Marathon Swimming [2008-08-20]
- Natalie du Toit ready to make Olympic history [2008-08-19]

Photos



Photos: Dutch swimmer wins Men's 10km Marathon Swimming gold



Photos: Ilchenko takes gold in Women's 10km Marathon Swimming



Swimming Review: Phelps takes greatest Olympic gold medal swag ever

More >>





COMPETITION INFORMATION

- Schedules & Results
- Medals
- Athletes & Teams
- Background
- Records

Schedules & Results > Swimming > Men's 4 x 100m Medley Relay - Heats



## Results Summary

### Men's 4 x 100m Medley Relay - Heats

National Aquatics Center / Fri Aug 15 2008 / Start Time: 20:44

News Photos Videos









Swimming

Medals Reports

	Record	Splits				NOC	Location	Date
WR	3:30.68	53.45	1:52.82	2:43.10	3:30.68	USA - United States	Athens (GRE)	Aug 21 2004
OR	3:30.68	53.45	1:52.82	2:43.10	3:30.68	USA - United States	Athens (GRE)	Aug 21 2004

Event No: 32

Rank	Heat	Lane	NOC	Name	R.T.	50m	100m	Time	Time Behind
1	2	4	USA - United States	GREVERS Matt	0.65	26.06	53.59	3:32.75	
				GANGLOFF Mark	0.36	27.52	1:00.35	1:53.94	
				CROCKER Ian	0.42	23.60	50.85	2:44.79	
				WEBER-GALE Garrett	0.26	23.02	47.96	3:32.75	
2	1	4	AUS - Australia	DELANEY Ashley	0.52	26.09	53.74	3:32.76	0.01 OC
				SPRENGER Christian	0.20	27.51	59.95	1:53.69	
				PINE Adam	0.07	23.92	51.66	2:45.35	
				TARGEIT Matt	0.20	22.09	47.41	3:32.76	
3	1	5	JPN - Japan	MIYASHITA Junichi	0.62	26.14	54.29	3:32.81	0.06 AS
				KITAJIMA Kosuke	0.13	27.62	58.79	1:53.08	
				FUJII Takuro	0.24	24.10	50.86	2:43.94	
				SATO Hisayoshi	0.07	22.92	48.87	3:32.81	
4	2	3	RUS - Russian Fed.	VYATCHANIN Arkady	0.81	26.42	53.86	3:33.59	0.84 ER
				SLUDNOV Roman	0.17	27.74	59.63	1:53.49	
				SKVORTSOV Nikolay	0.22	23.52	51.62	2:45.11	
				GRECHIN Andrey	0.36	22.37	48.48	3:33.59	
5	1	6	GBR - Great Britain	TANCOCK Liam	0.62	26.33	54.67	3:33.83	1.08
				COOK Christopher	0.07	27.60	59.40	1:54.07	

				ROCK Michael	0.15	23.90	51.99	2:46.06	
				BURNETT Simon	0.13	22.41	47.77	3:33.83	
6	2	8	 NZL - New Zealand					<b>3:34.09</b>	1.34
				BELL Daniel	0.56	26.42	54.52	54.52	
				SNYDERS Glenn	0.22	28.04	59.46	1:53.98	
				SWANPOEL Cornev	0.17	23.78	52.12	2:46.10	
				GIBSON Cam	0.05	22.90	47.99	3:34.09	
7	2	6	 RSA - South Africa					<b>3:34.16</b>	1.41 AF
				ZANDBERG Gerhard	0.64	26.17	54.19	54.19	
				van der BURGH Cameron	0.27	27.34	59.68	1:53.87	
				FERNS Lyndon	0.22	23.67	52.33	2:46.20	
				TOWNSEND Darlan	0.23	22.41	47.96	3:34.16	
8	2	7	 ITA - Italy					<b>3:34.32</b>	1.57
				di TORA Mirco	0.55	25.88	54.05	54.05	
				TERRIN Alessandro	0.10	27.73	1:01.25	1:55.30	
				NALESSO Mattia	0.05	23.39	51.96	2:47.26	
				MAGNINI Filippo	0.00	22.42	47.06	3:34.32	
9	2	1	 FRA - France					<b>3:34.78</b>	2.03
				STASIULIS Benjamin	0.61	26.75	55.46	55.46	
				DUBOSCO Hugues	0.21	27.90	59.29	1:54.75	
				LEBON Christophe	0.26	24.08	51.97	2:46.72	
				GILLOT Fabien	0.31	22.53	48.06	3:34.78	
10	2	5	 CAN - Canada					<b>3:35.56</b>	2.81
				TAPP Jake	0.68	26.55	55.16	55.16	
				BROWN Mike Andrew	0.19	28.58	1:00.98	1:56.14	
				BARTOCH Joe	0.27	24.28	52.58	2:48.72	
				HAYDEN Brent	0.14	21.73	46.84	3:35.56	
11	1	2	 SWE - Sweden					<b>3:35.83</b>	3.08
				SJODIN Simon	0.62	27.06	55.27	55.27	
				ANDERSSON Jonas	0.29	27.96	1:01.22	1:56.49	
				FROLANDER Lars	0.26	23.72	51.13	2:47.62	
				PERSSON Jonas	0.02	22.66	48.21	3:35.83	
12	2	2	 CRQ - Croatia					<b>3:37.69</b>	4.94
				KOZULJ Gordan	0.60	26.40	54.91	54.91	
				ROGULJ Vanja	0.07	27.92	1:01.30	1:56.21	
				TODROVIC Mario	0.36	23.43	51.52	2:47.73	
				DRAGANJA Dujje	0.29	22.97	49.96	3:37.69	
13	1	1	 ROU - Romania					<b>3:38.00</b>	5.25
				FLOREA Razvan Ionut	0.65	26.74	54.81	54.81	
				PREDA Valentin	0.41	28.23	1:01.41	1:56.22	
				GHERGHEI Ioan Stefan	0.26	24.41	52.44	2:48.66	

14	1	3	BRA - Brazil	*TRANDAFIR Norbert	0.03	23.04	49.34	3:38.00	
								<b>3:38.66</b>	5.91
				GUIDO Guilherme	0.51	26.18	54.78	54.78	
				SILVA Felipe	0.39	28.31	1:02.06	1:56.84	
				ALMEIDA Kaio	0.18	24.84	53.31	2:50.15	
15	1	7	UKR - Ukraine	QLIVFIRA Nicolae	0.36	23.26	48.51	3:38.66	
								<b>3:38.76</b>	6.01
				ISAKOV Oleksandr	0.70	27.13	56.66	56.66	
				DYMO Valeril	0.14	27.91	1:00.61	1:57.27	
				BRFUS Sergii	0.11	23.49	52.38	2:49.65	
16	1	8	BLR - Belarus	YEGOSHIN Yurly	0.36	23.51	49.11	3:38.76	
								<b>3:39.39</b>	6.64
				SANKOVICH Pavel	0.59	26.32	55.11	55.11	
				VABISHCHEVICH Viktor	0.28	28.87	1:01.89	1:57.00	
				LAZUKA Evgeny	0.02	23.87	52.63	2:49.63	
				NEVEROVSKY Stanislav	0.39	23.77	49.76	3:39.39	

**Legend**

- WR - World Record
- AF - African Record
- AS - Asian Record
- OC - Oceania Record
- DNF - Did not Finish
- =WR - Equal World Record
- =AF - Equal African Record
- =AS - Equal Asian Record
- =OC - Equal Oceania Record
- DNS - Did not Start
- OR - Olympic Record
- AM - Americas Record
- ER - European Record
- R.T. - Reaction Time
- =OR - Equal Olympic Record
- =AM - Equal Americas Record
- =ER - Equal European Record
- DSQ - Disqualified

**Latest News**

- Natalie du Toit -- When taking part is more important than winning [2008-08-21]
- Men's Marathon 10km: Maarten van der Weijden surprises favorites [2008-08-21]
- Photos: Dutch swimmer wins Men's 10km Marathon Swimming gold [2008-08-21]
- Swimming Day 11 Preview: Men's Marathon 10km Dyatchin and Lurz to battle [2008-08-20]
- Women's Marathon 10km: Ilchenko wins gold in final flurry [2008-08-20]
- Photos: Ilchenko takes gold in Women's 10km Marathon Swimming [2008-08-20]
- Natalie du Toit ready to make Olympic history [2008-08-19]

**Photos**



Photos: Dutch swimmer wins Men's 10km Marathon Swimming gold  
 Photos: Ilchenko takes gold in Women's 10km Marathon Swimming  
 Swimming Review: Phelps takes greatest Olympic gold medal swag ever

[More >>](#)







The Official Website of the Beijing 2008 Olympic Games August 8-24, 2008

中文 Français

HOME

COMPETITION INFORMATION

<a href="#">Schedules &amp; Results</a>	<a href="#">Medals</a>	<a href="#">Athletes &amp; Teams</a>	<a href="#">Background</a>	<a href="#">Records</a>
---	------------------------	--------------------------------------	----------------------------	-------------------------

:: Schedules & Results > Swimming > Men's 4 x 100m Medley Relay Final



Swimming

## Results Men's 4 x 100m Medley Relay Final

National Aquatics Center / Sun Aug 17 2008 / Start Time: 11:03




[News](#) [Photos](#) [Videos](#)

[Medals](#) [Reports](#)

	Record	Splits			NOC	Location	Date
WR	3:30.68	53.45	1:52.82	2:43.10	3:30.68	USA - United States	Athens (GRE) Aug 21 2004
OR	3:30.68	53.45	1:52.82	2:43.10	3:30.68	USA - United States	Athens (GRE) Aug 21 2004

Event No: 32

Rank	Lane	NOC	Name	R.T.	50m	100m	Time	Time Behind
1	4	USA - United States	PEIRSOL Aaron	0.63	25.92	53.16	3:29.34	WR
			HANSEN Brendan	0.26	27.47	59.27	(1) 1:52.43	
			PHELPS Michael	0.25	23.52	50.15	(1) 2:42.58	
			LEZAK Jason	0.26	22.04	46.76	(1) 3:29.34	
2	5	AUS - Australia	STOECKEL Hayden	0.63	26.18	53.60	3:30.04	0.70 OC
			RICKARD Brenton	0.04	27.39	58.56	(2) 1:52.36	
			LAUTERSTEIN Andrew	0.19	23.50	51.03	(3) 2:43.39	
			SULLIVAN Eamon	0.30	21.91	46.65	(2) 3:30.04	
3	3	JPN - Japan	MIYASHITA Juuichi	0.63	26.10	53.87	3:31.18	1.84 AS
			KITAJIMA Kosuke	0.23	27.24	58.07	(1) 1:51.94	
			FUJII Takuro	0.25	23.97	50.89	(2) 2:42.83	
			SATO Hisayoshi	0.05	22.87	48.35	(3) 3:31.18	
4	6	RUS - Russian Fed.	VYATCHANIN Arkady	0.82	26.35	53.36	3:31.92	2.58 ER
			SLUDNOV Roman	0.38	27.62	59.45	(4) 1:52.81	
			KOROTYSHKIN Evgeny	0.32	23.38	51.62	(4) 2:44.43	
			LAGUNOV Evgeniy	0.26	22.35	47.49	(4) 3:31.92	
5	7	NZL - New Zealand	BELL Daniel	0.57	26.46	54.74	3:33.39	4.05
			SNYDERS Glenn	0.23	28.17	59.67	(7) 1:54.63	

			SWANEPOEL Corney	0.09	23.42	51.78	(7) 2:46.39	
			GIBSON Cam	0.14	22.47	47.00	(5) 3:33.39	
6	2	 GBR - Great Britain					3:33.69	4.35
			TANCOCK Liam	0.60	26.01	54.69	(=6) 54.69	
			COOK Christopher	0.21	27.73	59.65	(6) 1:54.34	
			ROCK Michael	0.08	23.58	52.02	(6) 2:46.36	
			BURNETT Simon	0.11	22.17	47.33	(6) 3:33.69	
7	1	 RSA - South Africa					3:33.70	4.36 AF
			ZANDBERG Gerhard	0.70	26.08	54.69	(=6) 54.69	
			van der BURGH Cameron	0.20	27.41	59.40	(5) 1:54.09	
			FERNS Lyndon	0.17	23.37	51.39	(5) 2:45.48	
			TOWNSEND Darian	0.20	22.34	48.22	(7) 3:33.70	
8		 ITA - Italy					DSQ	
			di TORA Mirco	0.60	25.98	54.52	(5) 54.52	
			FACCI Loris	0.26	28.49	1:00.55	(8) 1:55.07	
			NALESSO Mattia	0.10	23.70	52.26	(8) 2:47.33	
			MAGNINI Filippo	-0.04				

Legend

WR - World Record	=WR - Equal World Record	OR - Olympic Record	=OR - Equal Olympic Record
AF - African Record	=AF - Equal African Record	AM - Americas Record	=AM - Equal Americas Record
AS - Asian Record	=AS - Equal Asian Record	ER - European Record	=ER - Equal European Record
OC - Oceania Record	=OC - Equal Oceania Record	R.T. - Reaction Time	DSQ - Disqualified
DNF - Did not Finish	DNS - Did not Start		

Latest News

- Natalie du Toit -- When taking part is more important than winning [2008-08-21]
- Men's Marathon 10km: Maarten van der Weijden surprises favorites [2008-08-21]
- Photos: Dutch swimmer wins Men's 10km Marathon Swimming gold [2008-08-21]
- Swimming Day 11 Preview: Men's Marathon 10km Dyatchin and Lurz to battle [2008-08-20]
- Women's Marathon 10km: Ilchenko wins gold in final flurry [2008-08-20]
- Photos: Ilchenko takes gold in Women's 10km Marathon Swimming [2008-08-20]
- Natalie du Toit ready to make Olympic history [2008-08-19]

Photos



Photos: Dutch swimmer wins Men's 10km Marathon Swimming gold



Photos: Ilchenko takes gold in Women's 10km Marathon Swimming



Swimming Review: Phelps takes greatest Olympic gold medal swag ever

[More >>](#)



Set as Homepage | Sailing 2008 | Equestrian 2008 | Preliminary site | BOBICO | Site Map | Contact | FAQ | RSS | IPv6  
Copyright The Beijing Organizing Committee for the Games of the XXIX Olympiad



COMPETITION INFORMATION

Schedules & Results Medals Athletes & Teams Background Records

Schedules & Results > Swimming > Men's Marathon 10km



Swimming

Official Results  
Men's Marathon 10km

SY Rowing-Canoeing Park / Thu Aug 21 2008 / Start Time: 09:00

News Photos Videos

Medals Reports

Rank	Bib Number	Name	NOC	Date of Birth	Time	Time Behind
1	17	van der WEDDEN Maarten	Netherlands	Mar 31 1981	1:51:51.6	
2	10	DAVIES David	Great Britain	Mar 03 1985	1:51:53.1	1.5
3	6	LURZ Thomas	Germany	Nov 28 1979	1:51:53.6	2.0
4	3	CLERI Valerio	Italy	Jun 19 1981	1:52:07.5	15.9
5	14	ORATTSEV Evgeny	Russian Fed.	Jan 24 1983	1:52:08.9	17.3
6	21	STOYCHEV Petar	Bulgaria	Oct 24 1976	1:52:09.1	17.5
7	8	RYCKEMAN Brian	Belgium	Jul 13 1984	1:52:10.7	19.1
8	18	WARKENTIN Mark	United States	Nov 14 1979	1:52:13.0	21.4
9	5	HQ Chad	South Africa	Jun 21 1990	1:52:13.1	21.5
10	9	MALDONADO SAVERA Erwin Leon	Venezuela	Jul 25 1983	1:52:13.6	22.0
11	23	HURST Ky	Australia	Mar 11 1981	1:52:13.7	22.1
12	4	CHERVYNSKIY Igor	Ukraine	Dec 16 1981	1:52:14.7	23.1
13	2	HERVAS Francisco Jose	Spain	Aug 16 1981	1:52:16.5	24.9
14	1	CARMO Allan	Brazil	Aug 03 1989	1:52:16.6	25.0
15	24	RONDY Gilles	France	Sep 04 1981	1:52:16.7	25.1
16	25	GIANNIOTIS Spyridon	Greece	Feb 19 1980	1:52:20.4	28.8
17	19	VITEK Rostislav	Czech Republic	Jan 06 1976	1:52:41.8	50.2
18	22	ESCOBAR Luis	Mexico	Oct 19 1984	1:53:47.9	1:56.3
19	11	MOHAMMAD Saleh	Syrian AR	Apr 27 1986	1:54:37.7	2:46.1
20	13	MONIR Mohamed	Egypt	Feb 01 1984	1:55:17.0	3:25.4
21	15	BLAUM Damian	Argentina	Jun 11 1981	1:55:48.6	3:57.0
22	12	LAURENTYEV Arseniy	Portugal	Feb 01 1983	2:03:39.6	11:48.0
23	7	XIN Tong	China	Jan 06 1987	2:09:13.4	17:21.8
	16	GERCSAK Csaba	Hungary	Aug 19 1988	DNF	
	20	DYATCHIN Vladimir	Russian Fed.	Oct 14 1982	DSQ	

Legend

DNF - Did not Finish

DNS - Did not Start

DSQ - Disqualified

OTL - Out of time limit

## WOMEN

AS OF 17 AUG 2008

NOC	NOC Name	Event	Name	Date of Birth	Height (m/ft in)	Weight (kg/lbs)	Qual. Time
<u>ALB</u>	Albania	Women's 50m Freestyle	<u>MARKU Rovena</u>	21 MAY 1987	1.74 / 5'9"	61 / 134	28.70
<u>ANG</u>	Angola	Women's 50m Freestyle	<u>ROMERO Ana Crvysna da Silva</u>	4 MAY 1988	1.66 / 5'5"	59 / 130	29.08
<u>ARG</u>	Argentina	Women's 400m Freestyle	<u>BIAGIOLI Cecilia Elizabeth</u>	1 MAR 1985	1.68 / 5'6"	54 / 119	4:15.70
		Women's 800m Freestyle	<u>BIAGIOLI Cecilia Elizabeth</u>	1 MAR 1985	1.68 / 5'6"	54 / 119	8:46.87
		Women's 100m Breaststroke	<u>GUISCARDO Liliana Eugenia</u>	21 JUL 1981	1.67 / 5'6"	70 / 154	1:10.38
		Women's 200m Breaststroke	<u>de GIOVANNI Agustina</u>	16 JUL 1985	1.90 / 6'3"	80 / 176	2:31.15
		Women's 200m Butterfly	<u>BARDACH Georgina</u>	18 AUG 1983	1.72 / 5'8"	63 / 139	2:12.45
		Women's 200m Individual Medley	<u>BARDACH Georgina</u>	18 AUG 1983	1.72 / 5'8"	63 / 139	2:15.08
		Women's 400m Individual Medley	<u>BARDACH Georgina</u>	18 AUG 1983	1.72 / 5'8"	63 / 139	4:43.88
		Women's Marathon 10km	<u>BOGARIN Antonella</u>	11 NOV 1991	1.70 / 5'7"	66 / 146	2:04:27
		Women's 50m Freestyle	<u>FARMER Virginia</u>	19 OCT 1975			30.32
<u>ASA</u>	American Samoa						
<u>AUS</u>	Australia	Women's 50m Freestyle	<u>CAMPBELL Cate</u>	20 MAY 1992	1.83 / 6'0"	59 / 130	24.13
			<u>TRICKETT Lisbeth</u>	28 JAN 1985	1.67 / 5'6"	60 / 132	23.97
		Women's 100m Freestyle	<u>CAMPBELL Cate</u>	20 MAY 1992	1.83 / 6'0"	59 / 130	53.30
			<u>TRICKETT Lisbeth</u>	28 JAN 1985	1.67 / 5'6"	60 / 132	52.88
		Women's 200m Freestyle	<u>BARRATT Bronte</u>	8 FEB 1989	1.71 / 5'7"	59 / 130	1:56.60
			<u>MACKENZIE Linda</u>	14 DEC 1983	1.61 / 5'3"	52 / 115	1:56.99
		Women's 400m Freestyle	<u>BARRATT Bronte</u>	8 FEB 1989	1.71 / 5'7"	59 / 130	4:04.57
			<u>MACKENZIE Linda</u>	14 DEC 1983	1.61 / 5'3"	52 / 115	4:04.73
		Women's 800m Freestyle	<u>GORMAN Melissa</u>	11 DEC 1985	1.80 / 5'11"	65 / 143	8:35.36
			<u>PALMER Kylie</u>	25 FEB 1990	1.72 / 5'8"	64 / 141	8:24.30
		Women's 4x100m Freestyle Relay	<u>CAMPBELL Cate</u>	20 MAY 1992	1.83 / 6'0"	59 / 130	3:35.48
			<u>MILLS Alice</u>	23 MAY 1986	1.75 / 5'9"	63 / 139	3:35.48
			<u>REESE Shayne</u>	15 SEP 1982	1.68 / 5'6"	62 / 137	3:35.48
			<u>SCHLANGER Melanie</u>	31 AUG 1986	1.76 / 5'9"	65 / 143	3:35.48
			<u>TRICKETT Lisbeth</u>	28 JAN 1985	1.67 / 5'6"	60 / 132	3:35.48
		Women's 4x200m Freestyle Relay	<u>BAINBRIDGE Angie</u>	16 OCT 1989	1.81 / 5'11"	67 / 148	7:56.42
			<u>BARRATT Bronte</u>	8 FEB 1989	1.71 / 5'7"	59 / 130	7:56.42
			<u>DAVENPORT Lara</u>	22 DEC 1983	1.74 / 5'9"	63 / 139	7:56.42
			<u>GALVEZ Felicity</u>	4 MAR 1985	1.67 / 5'6"	58 / 128	7:56.42
			<u>MACKENZIE Linda</u>	14 DEC 1983	1.61 / 5'3"	52 / 115	7:56.42
			<u>PALMER Kylie</u>	25 FEB 1990	1.72 / 5'8"	64 / 141	7:56.42
			<u>RICE Stephanie</u>	17 JUN 1988	1.76 / 5'9"	67 / 148	7:56.42
			<u>SCHLANGER Melanie</u>	31 AUG 1986	1.76 / 5'9"	65 / 143	7:56.42
		Women's 100m Backstroke	<u>EDINGTON Sophie</u>	12 DEC 1984	1.79 / 5'10"	65 / 143	59.84
			<u>SEEBOHM Emily</u>	5 JUN 1992	1.80 / 5'11"	64 / 141	59.59
		Women's 200m Backstroke	<u>HOCKING Belinda</u>	14 SEP 1990	1.65 / 5'5"	50 / 110	2:08.93
			<u>NAY Meagen</u>	5 OCT 1988	1.74 / 5'9"	62 / 137	2:08.55
		Women's 100m Breaststroke	<u>JONES Leisel</u>	30 AUG 1985	1.77 / 5'10"	68 / 150	1:05.34
			<u>WHITE Tarnee</u>	17 OCT 1981	1.65 / 5'5"	58 / 128	1:06.04
		Women's 200m Breaststroke	<u>FOSTER Sally</u>	13 APR 1985	1.72 / 5'8"	62 / 137	2:24.81
			<u>JONES Leisel</u>	30 AUG 1985	1.77 / 5'10"	68 / 150	2:20.58
		Women's 100m Butterfly	<u>SCHIPPER Jessicah</u>	19 NOV 1986	1.70 / 5'7"	60 / 132	57.24
			<u>TRICKETT Lisbeth</u>	28 JAN 1985	1.67 / 5'6"	60 / 132	56.81
		Women's 200m Butterfly	<u>HAMILL Samantha</u>	23 FEB 1991	1.64 / 5'5"	53 / 117	2:07.61
			<u>SCHIPPER Jessicah</u>	19 NOV 1986	1.70 / 5'7"	60 / 132	2:06.02
		Women's 200m Individual Medley	<u>COUTTS Alicia</u>	14 SEP 1987	1.76 / 5'9"	70 / 154	2:11.87
			<u>RICE Stephanie</u>	17 JUN 1988	1.76 / 5'9"	67 / 148	2:08.92
		Women's 400m Individual Medley	<u>HAMILL Samantha</u>	23 FEB 1991	1.64 / 5'5"	53 / 117	4:41.61
			<u>RICE Stephanie</u>	17 JUN 1988	1.76 / 5'9"	67 / 148	4:31.46
		Women's 4x100m Medley Relay	<u>GALVEZ Felicity</u>	4 MAR 1985	1.67 / 5'6"	58 / 128	3:55.74
			<u>REESE Shayne</u>	15 SEP 1982	1.68 / 5'6"	62 / 137	3:55.74
			<u>SEEBOHM Emily</u>	5 JUN 1992	1.80 / 5'11"	64 / 141	3:55.74
			<u>WHITE Tarnee</u>	17 OCT 1981	1.65 / 5'5"	58 / 128	3:55.74
		Women's Marathon 10km	<u>GORMAN Melissa</u>	11 DEC 1985	1.80 / 5'11"	65 / 143	2:03:18
<u>AUT</u>	Austria	Women's 100m Freestyle	<u>KOSCHISCHKEK Birgit</u>	22 MAY 1987	1.69 / 5'7"	60 / 132	56.15
		Women's 200m Freestyle	<u>STEINEGGER Joerdis</u>	8 FEB 1983	1.72 / 5'8"	57 / 126	2:01.24
		Women's 400m Freestyle	<u>STEINEGGER Joerdis</u>	8 FEB 1983	1.72 / 5'8"	57 / 126	4:11.88
		Women's 800m Freestyle	<u>STEINEGGER Joerdis</u>	8 FEB 1983	1.72 / 5'8"	57 / 126	8:47.81
		Women's 100m Breaststroke	<u>JUKIC Mirna</u>	9 APR 1986	1.78 / 5'10"	68 / 150	1:07.98

	Women's 200m Butterfly	<u>DILLETTE Alana</u>	20 NOV 1990	1.77 / 5'5"	50 / 120	1:23.07
	Women's 400m Individual Medley	<u>STEINEGGER Joerdis</u>	8 FEB 1983	1.72 / 5'8"	57 / 126	4:45.67
<u>AZE</u> Azerbaijan	Women's 100m Breaststroke	<u>HATAMKHANOVA Oksana</u>	29 JUN 1990	1.65 / 5'5"	50 / 110	1:23.07
<u>BAH</u> Bahamas	Women's 50m Freestyle	<u>VANDERPOOL-WALLACE Arianna</u>	4 MAR 1990	1.68 / 5'6"	61 / 134	26.04
	Women's 100m Freestyle	<u>VANDERPOOL-WALLACE Arianna</u>	4 MAR 1990	1.68 / 5'6"	61 / 134	56.01
	Women's 100m Backstroke	<u>DILLETTE Alana</u>	2 DEC 1987	1.78 / 5'10"	64 / 141	1:03.02
<u>BAN</u> Bangladesh	Women's 50m Freestyle	<u>AKHTER Ms Doli</u>	15 JAN 1986	1.58 / 5'2"	53 / 117	30.17
<u>BDI</u> Burundi	Women's 50m Freestyle	<u>UWAMAHOLO Elsie</u>	23 OCT 1988	1.69 / 5'7"	59 / 130	40.00
<u>BEL</u> Belgium	Women's 100m Breaststroke	<u>MATTHYSEN Elise</u>	13 JUL 1992	1.78 / 5'10"	65 / 143	1:08.95
	Women's 200m Breaststroke	<u>MATTHYSEN Elise</u>	13 JUL 1992	1.78 / 5'10"	65 / 143	2:28.78
<u>BEN</u> Benin	Women's 50m Freestyle	<u>KOUSSIHOUDE Gloria</u>	4 APR 1987	1.64 / 5'5"	54 / 119	
<u>BER</u> Bermuda	Women's 100m Backstroke	<u>AITKEN Kiera</u>	31 OCT 1983	1.67 / 5'6"	55 / 121	1:04.16
<u>BLR</u> Belarus	Women's 50m Freestyle	<u>GERASIMENYA Aleksandra</u>	31 DEC 1985	1.76 / 5'9"	55 / 121	25.01
	Women's 100m Freestyle	<u>KHOKHLOVA Svetlana</u>	2 OCT 1984	1.76 / 5'9"	56 / 123	25.39
	Women's 100m Backstroke	<u>GERASIMENYA Aleksandra</u>	31 DEC 1985	1.76 / 5'9"	55 / 121	54.90
	Women's 100m Breaststroke	<u>KHOKHLOVA Svetlana</u>	2 OCT 1984	1.76 / 5'9"	56 / 123	1:01.99
	Women's 200m Breaststroke	<u>KAPISHINA Inna</u>	30 DEC 1984	1.70 / 5'7"	56 / 123	1:09.16
	Women's 50m Freestyle	<u>KAPISHINA Inna</u>	30 DEC 1984	1.70 / 5'7"	56 / 123	2:31.02
<u>BOL</u> Bolivia	Women's 50m Freestyle	<u>MORENO Katerine</u>	4 MAY 1974	1.82 / 6'0"	71 / 157	29.46
<u>BOT</u> Botswana	Women's 50m Freestyle	<u>PAXINOS Samantha</u>	25 FEB 1988	1.65 / 5'5"	60 / 132	30.60
<u>BRA</u> Brazil	Women's 50m Freestyle	<u>CAZZIOLATO Flavia</u>	28 DEC 1983	1.75 / 5'9"	64 / 141	25.25
	Women's 100m Freestyle	<u>BARBOSA Tatiana</u>	10 DEC 1978	1.68 / 5'6"	63 / 139	55.34
	Women's 200m Freestyle	<u>FERREIRA Monique</u>	29 JUN 1980	1.65 / 5'5"	53 / 117	2:00.62
	Women's 400m Freestyle	<u>FERREIRA Monique</u>	29 JUN 1980	1.65 / 5'5"	53 / 117	4:13.03
	Women's 4x100m Freestyle Relay	<u>BARBOSA Tatiana</u>	10 DEC 1978	1.68 / 5'6"	63 / 139	3:43.16
		<u>CAZZIOLATO Flavia</u>	28 DEC 1983	1.75 / 5'9"	64 / 141	3:43.16
		<u>FERREIRA Monique</u>	29 JUN 1980	1.65 / 5'5"	53 / 117	3:43.16
		<u>LENHARDT Michelle</u>	27 MAY 1980	1.78 / 5'10"	74 / 163	3:43.16
	Women's 100m Backstroke	<u>MOLINA Fabiola</u>	22 MAY 1975	1.78 / 5'10"	62 / 137	1:00.69
	Women's 100m Breaststroke	<u>SAKEMI Tatiane</u>	22 MAR 1986	1.70 / 5'7"	54 / 119	1:11.20
	Women's 200m Breaststroke	<u>SAKEMI Tatiane</u>	22 MAR 1986	1.70 / 5'7"	54 / 119	2:33.17
	Women's 100m Butterfly	<u>PAULA Daynara</u>	25 JUL 1989			59.30
		<u>SILVA Gabriella</u>	13 DEC 1988	1.66 / 5'5"	53 / 117	58.90
	Women's 200m Butterfly	<u>MARANHAO Joanna</u>	29 APR 1987	1.73 / 5'8"	58 / 128	2:10.45
	Women's 200m Individual Medley	<u>MARANHAO Joanna</u>	29 APR 1987	1.73 / 5'8"	58 / 128	2:17.10
	Women's 400m Individual Medley	<u>MARANHAO Joanna</u>	29 APR 1987	1.73 / 5'8"	58 / 128	4:44.66
	Women's 4x100m Medley Relay	<u>BARBOSA Tatiana</u>	10 DEC 1978	1.68 / 5'6"	63 / 139	4:04.88
		<u>MOLINA Fabiola</u>	22 MAY 1975	1.78 / 5'10"	62 / 137	4:04.88
		<u>SAKEMI Tatiane</u>	22 MAR 1986	1.70 / 5'7"	54 / 119	4:04.88
		<u>SILVA Gabriella</u>	13 DEC 1988	1.66 / 5'5"	53 / 117	4:04.88
	Women's Marathon 10km	<u>CUNHA Ana</u>	23 MAR 1992	1.64 / 5'5"	65 / 143	2:02:16
		<u>OKIMOTO Pollana</u>	8 MAR 1983	1.65 / 5'5"	61 / 134	2:02:13
<u>BRN</u> Bahrain	Women's 50m Freestyle	<u>AL BITAR Sameera</u>	21 FEB 1990	1.68 / 5'6"	64 / 141	
<u>BUL</u> Bulgaria	Women's 200m Freestyle	<u>RANGELOVA Nina</u>	22 OCT 1990	1.68 / 5'6"	54 / 119	2:01.75
<u>BUR</u> Burkina Faso	Women's 50m Freestyle	<u>NIKIEMA Elisabeth</u>	18 FEB 1982	1.70 / 5'7"	62 / 137	38.00
<u>CAM</u> Cambodia	Women's 50m Freestyle	<u>HEMTHON Vitiny</u>	15 AUG 1992	1.61 / 5'3"	61 / 134	32.14
<u>CAN</u> Canada	Women's 50m Freestyle	<u>POON Victoria</u>	12 OCT 1984	1.84 / 6'0"	73 / 161	25.47
	Women's 100m Freestyle	<u>MORNINGSTAR Erica</u>	3 MAR 1989	1.78 / 5'10"	64 / 141	54.08
		<u>WILKINSON Julia</u>	12 JUN 1987	1.78 / 5'10"	70 / 154	55.05
	Women's 200m Freestyle	<u>HORNER Stephanie</u>	19 MAR 1989	1.78 / 5'10"	70 / 154	1:58.85
		<u>SAUMUR Genevieve</u>	23 JUN 1987	1.65 / 5'5"	63 / 139	1:59.22
	Women's 400m Freestyle	<u>HORNER Stephanie</u>	19 MAR 1989	1.78 / 5'10"	70 / 154	4:10.16
		<u>KING Savannah</u>	4 JUN 1992	1.78 / 5'10"	67 / 148	4:10.28
	Women's 800m Freestyle	<u>HUNKS Tanya</u>	24 AUG 1980	1.68 / 5'6"	55 / 121	8:33.61
	Women's 4x100m Freestyle Relay	<u>LACROIX Audrey</u>	17 NOV 1983	1.63 / 5'4"	53 / 117	3:41.07
		<u>MORNINGSTAR Erica</u>	3 MAR 1989	1.78 / 5'10"	64 / 141	3:41.07
		<u>SAUMUR Genevieve</u>	23 JUN 1987	1.65 / 5'5"	63 / 139	3:41.07
		<u>WILKINSON Julia</u>	12 JUN 1987	1.78 / 5'10"	70 / 154	3:41.07
	Women's 4x200m Freestyle Relay	<u>HORNER Stephanie</u>	19 MAR 1989	1.78 / 5'10"	70 / 154	8:04.19
		<u>MORNINGSTAR Erica</u>	3 MAR 1989	1.78 / 5'10"	64 / 141	8:04.19
		<u>SAUMUR Genevieve</u>	23 JUN 1987	1.65 / 5'5"	63 / 139	8:04.19
		<u>WILKINSON Julia</u>	12 JUN 1987	1.78 / 5'10"	70 / 154	8:04.19
	Women's 100m Backstroke	<u>WILKINSON Julia</u>	12 JUN 1987	1.78 / 5'10"	70 / 154	1:01.41
	Women's 200m Backstroke	<u>SEEMANN Lindsay</u>	22 SEP 1992	1.66 / 5'5"	54 / 119	2:12.06
		<u>WILKINSON Julia</u>	12 JUN 1987	1.78 / 5'10"	70 / 154	2:12.70
	Women's 100m Breaststroke	<u>PIERSE Annamay</u>	5 DEC 1983	1.79 / 5'10"	58 / 128	1:07.78
		<u>TYLER Jillian</u>	5 SEP 1988	1.52 / 5'0"	66 / 146	1:08.54

	Women's 200m Butterfly	<u>LACROIX Audrey</u>	17 NOV 1983	1.63 / 5'4"	53 / 117	2:06.83
	Women's 200m Individual Medley	<u>MORNINGSTAR Erica</u>	3 MAR 1989	1.78 / 5'10"	64 / 141	2:13.43
	Women's 400m Individual Medley	<u>WILKINSON Julia</u> <u>HUNKS Tanya</u>	12 JUN 1987 24 AUG 1980	1.78 / 5'10" 1.68 / 5'6"	70 / 154 55 / 121	2:13.49 4:43.12
	Women's 4x100m Medley Relay	<u>KOMARNYCKY Alexa</u> <u>LACROIX Audrey</u> <u>MORNINGSTAR Erica</u> <u>PIERSE Annamay</u> <u>WILKINSON Julia</u>	5 OCT 1989 17 NOV 1983 3 MAR 1989 5 DEC 1983 12 JUN 1987	1.80 / 5'11" 1.63 / 5'4" 1.78 / 5'10" 1.79 / 5'10" 1.78 / 5'10"	68 / 150 53 / 117 64 / 141 58 / 128 70 / 154	4:42.82 4:04.52 4:04.52 4:04.52 4:04.52
<u>CHI</u> Chile	Women's 800m Freestyle	<u>KOBIRICH Kristel</u>	9 AUG 1985	1.71 / 5'7"	61 / 134	8:40.46
<u>CHN</u> China	Women's Marathon 10km	<u>KOBIRICH Kristel</u>	9 AUG 1985	1.71 / 5'7"	61 / 134	2:02:47
	Women's 50m Freestyle	<u>LI Zhesi</u>	7 AUG 1993			25.40
	Women's 100m Freestyle	<u>ZHU Yingwen</u> <u>BANG Jiaying</u> <u>ZHU Yingwen</u>	9 OCT 1981 6 JAN 1985 9 OCT 1981	1.73 / 5'8" 1.78 / 5'10" 1.73 / 5'8"	67 / 148 64 / 141 67 / 148	25.13 54.17 54.83
	Women's 200m Freestyle	<u>PANG Jiaying</u> <u>ZHU Qianwei</u>	6 JAN 1985 28 SEP 1990	1.78 / 5'10" 1.79 / 5'10"	64 / 141 68 / 150	1:58.32 1:58.55
	Women's 400m Freestyle	<u>LI Mo</u> <u>TAN Miao</u>	21 JAN 1990 6 JAN 1987	1.74 / 5'9" 1.70 / 5'7"	65 / 143 60 / 132	4:11.15 4:09.69
	Women's 800m Freestyle	<u>LI Xuanxu</u> <u>YOU Meihong</u>	5 FEB 1994 31 JAN 1993	1.64 / 5'5" 1.66 / 5'5"	50 / 110 53 / 117	8:27.65 8:32.10
	Women's 4x100m Freestyle Relay	<u>PANG Jiaying</u> <u>TANG YI</u> <u>XU Yanwei</u> <u>ZHU Yingwen</u>	6 JAN 1985 8 JAN 1993 14 JUN 1984 9 OCT 1981	1.78 / 5'10" 1.76 / 5'9" 1.73 / 5'8" 1.73 / 5'8"	64 / 141 70 / 154 70 / 154 67 / 148	3:39.91 3:39.91 3:39.91 3:39.91
	Women's 4x200m Freestyle Relay	<u>PANG Jiaying</u> <u>TAN Miao</u> <u>TANG Jingzhi</u> <u>YANG Yu</u> <u>ZHU Qianwei</u>	6 JAN 1985 6 JAN 1987 15 SEP 1986 6 FEB 1985 28 SEP 1990	1.78 / 5'10" 1.70 / 5'7" 1.76 / 5'9" 1.75 / 5'9" 1.79 / 5'10"	64 / 141 60 / 132 68 / 150 68 / 150 68 / 150	7:58.28 7:58.28 7:58.28 7:58.28 7:58.28
	Women's 100m Backstroke	<u>XU Tianlongzi</u> <u>ZHAO Jing</u>	11 JAN 1991 31 DEC 1990	1.68 / 5'6" 1.75 / 5'9"	56 / 123 59 / 130	1:00.97 59.81
	Women's 200m Backstroke	<u>CHEN Yanyan</u> <u>ZHAO Jing</u>	5 APR 1985 31 DEC 1990	1.72 / 5'8" 1.75 / 5'9"	57 / 126 59 / 130	2:11.81 2:08.41
	Women's 100m Breaststroke	<u>CHEN Huijia</u> <u>SUN Ye</u>	5 APR 1990 15 JAN 1989	1.70 / 5'7" 1.69 / 5'7"	60 / 132 60 / 132	1:08.13 1:08.61
	Women's 200m Breaststroke	<u>LUO Nan</u> <u>QI Hui</u>	3 NOV 1986 13 JAN 1985	1.78 / 5'10" 1.77 / 5'10"	69 / 152 68 / 150	2:26.47 2:25.68
	Women's 100m Butterfly	<u>XU Yanwei</u> <u>ZHOU Yafei</u>	14 JUN 1984 17 JAN 1984	1.73 / 5'8" 1.80 / 5'11"	70 / 154 70 / 154	58.68 58.20
	Women's 200m Butterfly	<u>JIAO Liuyang</u> <u>LIU Zige</u>	7 MAR 1990 31 MAR 1989	1.72 / 5'8" 1.81 / 5'11"	61 / 134 67 / 148	2:07.06 2:07.76
	Women's 200m Individual Medley	<u>LI Jiaxing</u> <u>QI Hui</u>	19 MAR 1990 13 JAN 1985	1.75 / 5'9" 1.77 / 5'10"	65 / 143 68 / 150	2:14.47 2:12.61
	Women's 400m Individual Medley	<u>LI Xuanxu</u> <u>LIU Jing</u>	5 FEB 1994 8 MAR 1990	1.64 / 5'5" 1.72 / 5'8"	50 / 110 65 / 143	4:37.56 4:44.57
	Women's 4x100m Medley Relay	<u>PANG Jiaying</u> <u>SUN Ye</u> <u>XU Tianlongzi</u> <u>ZHOU Yafei</u>	6 JAN 1985 15 JAN 1989 11 JAN 1991 17 JAN 1984	1.78 / 5'10" 1.69 / 5'7" 1.68 / 5'6" 1.80 / 5'11"	64 / 141 60 / 132 56 / 123 70 / 154	4:01.97 4:01.97 4:01.97 4:01.97
	Women's Marathon 10km	<u>FANG Yanqiao</u>	18 JAN 1989	1.73 / 5'8"	69 / 152	2:02:23
<u>CMR</u> Cameroon	Women's 50m Freestyle	<u>GUEDIA MOUAFO Antoinette Joyce</u>	21 OCT 1995			36.00
<u>COL</u> Colombia	Women's 50m Freestyle	<u>COLORADO Carolina</u>	7 SEP 1987	1.70 / 5'7"	60 / 132	26.30
	Women's 100m Backstroke	<u>COLORADO Carolina</u>	7 SEP 1987	1.70 / 5'7"	60 / 132	1:02.78
	Women's 100m Butterfly	<u>COLORADO Carolina</u>	7 SEP 1987	1.70 / 5'7"	60 / 132	1:00.04
	Women's 200m Individual Medley	<u>STEWARTDT Erika</u>	2 AUG 1990	1.70 / 5'7"	60 / 132	2:19.75
<u>CRC</u> Costa Rica	Women's 50m Freestyle	<u>QUESADA Marianela</u>	17 APR 1988	1.60 / 5'3"	58 / 128	27.71
<u>CRQ</u> Croatia	Women's 50m Freestyle	<u>BABOK Monika</u>	30 NOV 1991	1.76 / 5'9"	65 / 143	26.25
	Women's 200m Freestyle	<u>TRISIC Anja</u>	28 APR 1987	1.78 / 5'10"	66 / 146	2:03.01
	Women's 100m Backstroke	<u>JOVANOVIC Sanja</u>	15 SEP 1986	1.76 / 5'9"	65 / 143	1:00.64
	Women's 200m Backstroke	<u>JOVANOVIC Sanja</u>	15 SEP 1986	1.76 / 5'9"	65 / 143	2:12.65
	Women's 100m Breaststroke	<u>MARINOVIC Smiljana</u>	25 SEP 1977	1.76 / 5'9"	60 / 132	1:10.79
	Women's 200m Breaststroke	<u>MARINOVIC Smiljana</u>	25 SEP 1977	1.76 / 5'9"	60 / 132	2:32.14
<u>CUB</u> Cuba	Women's 200m Freestyle	<u>VILLARREAL Heysi</u>	26 AUG 1986	1.68 / 5'6"	61 / 134	2:03.56

<u>CZE</u> Czech Republic	Women's 100m Butterfly	<u>HADJILOIZOU Natallia</u>	23 MAR 1979	1.73 / 5'8"	60 / 132	1:01.28
	Women's 50m Freestyle	<u>KAZIKOVA Sandra</u>	13 JUL 1976	1.67 / 5'6"	56 / 123	25.93
	Women's 100m Freestyle	<u>KLUSACKOVA Jana</u>	29 OCT 1977	1.89 / 6'2"	68 / 150	55.41
	Women's 100m Backstroke	<u>KLOSOVA Petra</u>	16 APR 1986	1.91 / 6'3"	79 / 174	1:02.78
<u>DEN</u> Denmark	Women's Marathon 10km	<u>PECHANOVA Jana</u>	3 MAR 1981	1.70 / 5'7"	62 / 137	2:02:12
	Women's 50m Freestyle	<u>OTTESEN Jeanette</u>	30 DEC 1987	1.78 / 5'10"	70 / 154	24.90
	Women's 100m Freestyle	<u>OTTESEN Jeanette</u>	30 DEC 1987	1.78 / 5'10"	70 / 154	55.53
	Women's 200m Freestyle	<u>JANSEN Louise Mai</u>	14 APR 1984	1.74 / 5'9"	60 / 132	2:02.20
	Women's 400m Freestyle	<u>FRIIS Lotte</u>	9 FEB 1988	1.83 / 6'0"	73 / 161	4:09.44
	Women's 800m Freestyle	<u>FRIIS Lotte</u>	9 FEB 1988	1.83 / 6'0"	73 / 161	8:28.88
	Women's 4x200m Freestyle Relay	<u>FRIIS Lotte</u>	9 FEB 1988	1.83 / 6'0"	73 / 161	8:03.67
		<u>HJORTH-HANSEN Julie</u>	10 JUN 1984	1.70 / 5'7"	66 / 146	8:03.67
		<u>JANSEN Louise Mai</u>	14 APR 1984	1.74 / 5'9"	60 / 132	8:03.67
		<u>JENSEN Micha Kathrine Oestergaar</u>	31 JAN 1987	1.71 / 5'7"	59 / 130	8:03.67
	Women's 100m Butterfly	<u>JENSEN Micha Kathrine Oestergaar</u>	31 JAN 1987	1.71 / 5'7"	59 / 130	58.87
	Women's 200m Butterfly	<u>OTTESEN Jeanette</u>	30 DEC 1987	1.78 / 5'10"	70 / 154	58.27
		<u>JENSEN Micha Kathrine Oestergaar</u>	31 JAN 1987	1.71 / 5'7"	59 / 130	2:08.72
	Women's 200m Individual Medley	<u>HJORTH-HANSEN Julie</u>	10 JUN 1984	1.70 / 5'7"	66 / 146	2:12.74
<u>ECU</u> Ecuador	Women's 50m Freestyle	<u>BAHAMONDE Yamile</u>	4 JUN 1987	1.72 / 5'8"	66 / 146	26.32
<u>ESA</u> El Salvador	Women's 400m Freestyle	<u>MARCUS Golda</u>	15 MAR 1983			4:17.61
	Women's 800m Freestyle	<u>MARCUS Golda</u>	15 MAR 1983			8:51.03
<u>ESP</u> Spain	Women's 200m Freestyle	<u>COSTA Melania Felicitas</u>	24 APR 1988	1.80 / 5'11"	67 / 148	1:59.12
	Women's 400m Freestyle	<u>VILLAECIJA Erika</u>	2 JUN 1984	1.77 / 5'10"	59 / 130	4:08.99
	Women's 800m Freestyle	<u>VILLAECIJA Erika</u>	2 JUN 1984	1.77 / 5'10"	59 / 130	8:24.08
	Women's 4x200m Freestyle Relay	<u>COSTA Melania Felicitas</u>	24 APR 1988	1.80 / 5'11"	67 / 148	8:03.66
		<u>FELIZ Noemi</u>	27 SEP 1988	1.70 / 5'7"	62 / 137	8:03.66
		<u>FUSTER Maria</u>	4 MAR 1985	1.80 / 5'11"	60 / 132	8:03.66
	Women's 100m Backstroke	<u>RAMOS Arantxa</u>	9 SEP 1988	1.78 / 5'10"	65 / 143	8:03.66
		<u>PERIS Mercedes</u>	5 JAN 1985	1.75 / 5'9"	59 / 130	1:01.32
		<u>ZHIVANEVSKAYA Nina Alexandrovna</u>	24 JUN 1977	1.66 / 5'5"	56 / 123	1:00.29
	Women's 200m Backstroke	<u>BERNARD Victoria Escarlata</u>	17 MAR 1989	1.75 / 5'9"	64 / 141	2:10.58
		<u>MORANT Lydia</u>	25 NOV 1990	1.79 / 5'10"	63 / 139	2:12.40
	Women's 200m Breaststroke	<u>BELMONTE Mirela</u>	10 NOV 1990	1.70 / 5'7"	62 / 137	2:27.00
	Women's 200m Individual Medley	<u>BELMONTE Mirela</u>	10 NOV 1990	1.70 / 5'7"	62 / 137	2:11.16
		<u>PELAEZ Maria</u>	13 NOV 1977	1.68 / 5'6"	60 / 132	2:15.03
	Women's 400m Individual Medley	<u>BELMONTE Mirela</u>	10 NOV 1990	1.70 / 5'7"	62 / 137	4:39.09
	Women's 4x100m Medley Relay	<u>BELMONTE Mirela</u>	10 NOV 1990	1.70 / 5'7"	62 / 137	4:05.98
		<u>FUSTER Maria</u>	4 MAR 1985	1.80 / 5'11"	60 / 132	4:05.98
		<u>SAN JUAN Angela</u>	23 NOV 1983	1.67 / 5'6"	53 / 117	4:05.98
		<u>ZHIVANEVSKAYA Nina Alexandrovna</u>	24 JUN 1977	1.66 / 5'5"	56 / 123	4:05.98
<u>EST</u> Estonia	Women's Marathon 10km	<u>REQUENA Yurema</u>	1 JAN 1983	1.67 / 5'6"	50 / 110	2:02:07
	Women's 50m Freestyle	<u>ALJAND Triin</u>	8 JUL 1985	1.79 / 5'10"	68 / 150	25.43
	Women's 100m Freestyle	<u>ALJAND Triin</u>	8 JUL 1985	1.79 / 5'10"	68 / 150	55.82
	Women's 200m Freestyle	<u>PARTOKA Ellna</u>	2 AUG 1983	1.80 / 5'11"	65 / 143	2:01.75
	Women's 100m Butterfly	<u>ALJAND Triin</u>	8 JUL 1985	1.79 / 5'10"	68 / 150	1:00.62
	Women's 400m Individual Medley	<u>POLD Anna-Liisa</u>	24 AUG 1990	1.65 / 5'5"	60 / 132	4:52.29
<u>FIN</u> Finland	Women's 50m Freestyle	<u>SEPPALA Hanna-Maria</u>	13 DEC 1984	1.74 / 5'9"	60 / 132	25.27
	Women's 100m Freestyle	<u>SEPPALA Hanna-Maria</u>	13 DEC 1984	1.74 / 5'9"	60 / 132	54.00
	Women's 400m Freestyle	<u>LEHTONEN Eva</u>	6 JUN 1991	1.68 / 5'6"	60 / 132	4:19.53
	Women's 800m Freestyle	<u>LEHTONEN Eva</u>	6 JUN 1991	1.68 / 5'6"	60 / 132	8:52.20
	Women's 100m Backstroke	<u>SEPPALA Hanna-Maria</u>	13 DEC 1984	1.74 / 5'9"	60 / 132	1:01.92
	Women's 200m Breaststroke	<u>LAUKKANEN Noora</u>	3 FEB 1993	1.64 / 5'5"	58 / 128	2:33.36
	Women's 100m Butterfly	<u>PIKKARAINEN Emilia</u>	11 OCT 1992	1.73 / 5'8"	52 / 115	1:01.43
	Women's 50m Freestyle	<u>COUDERC Celine</u>	11 MAR 1983	1.74 / 5'9"	62 / 137	25.29
		<u>METELLA Malia</u>	23 FEB 1982	1.75 / 5'9"	67 / 148	24.83
	Women's 100m Freestyle	<u>METELLA Malia</u>	23 FEB 1982	1.75 / 5'9"	67 / 148	53.99
		<u>POPCHANKA Alena</u>	28 JUL 1979	1.76 / 5'9"	64 / 141	54.49
	Women's 200m Freestyle	<u>ETIENNE Ophelle-Cyrielle</u>	9 SEP 1990	1.75 / 5'9"	57 / 126	1:58.18
		<u>MONGEL Aurora</u>	19 APR 1982	1.77 / 5'10"	68 / 150	1:57.63
	Women's 400m Freestyle	<u>BALMY Coralie</u>	27 NOV 1985	1.85 / 6'1"	73 / 161	4:04.15
<u>FRA</u> France		<u>MANAUDOU Laure</u>	9 OCT 1986	1.80 / 5'11"	64 / 141	4:02.61
	Women's 800m Freestyle	<u>BALMY Coralie</u>	27 NOV 1985	1.85 / 6'1"	73 / 161	8:25.63

Relay	Swimmer	Date	Time	Stroke	Time
	<u>ETIENNE Ophelle-Cyrielle</u>	9 SEP 1990	1.75 / 5'9"	57 / 126	3:40.09
	<u>METELLA Malla</u>	23 FEB 1982	1.75 / 5'9"	67 / 148	3:40.09
	<u>POPCHANKA Alena</u>	28 JUL 1979	1.76 / 5'9"	64 / 141	3:40.09
	<u>SHCHERBA-LORGERIL Hanna</u>	11 JAN 1982	1.72 / 5'8"	62 / 137	3:40.09
Women's 4x200m Freestyle Relay	<u>BALMY Coralie</u>	27 NOV 1985	1.85 / 6'1"	73 / 161	7:52.09
	<u>COUDERC Celline</u>	11 MAR 1983	1.74 / 5'9"	62 / 137	7:52.09
	<u>ETIENNE Ophelle-Cyrielle</u>	9 SEP 1990	1.75 / 5'9"	57 / 126	7:52.09
	<u>MONGEL Aurore</u>	19 APR 1982	1.77 / 5'10"	68 / 150	7:52.09
	<u>MUFFAT Camille</u>	28 OCT 1989	1.81 / 5'11"	67 / 148	7:52.09
	<u>POPCHANKA Alena</u>	28 JUL 1979	1.76 / 5'9"	64 / 141	7:52.09
Women's 100m Backstroke	<u>CASTEL Alexianne</u>	25 JUL 1990	1.82 / 6'0"	71 / 157	1:00.60
	<u>MANAUDOU Laure</u>	9 OCT 1986	1.80 / 5'11"	64 / 141	59.50
Women's 200m Backstroke	<u>CASTEL Alexianne</u>	25 JUL 1990	1.82 / 6'0"	71 / 157	2:07.94
	<u>MANAUDOU Laure</u>	9 OCT 1986	1.80 / 5'11"	64 / 141	2:06.64
Women's 100m Breaststroke	<u>de RONCHI Sophie</u>	24 SEP 1985	1.76 / 5'9"	65 / 143	1:09.03
Women's 200m Breaststroke	<u>de RONCHI Sophie</u>	24 SEP 1985	1.76 / 5'9"	65 / 143	2:28.20
Women's 100m Butterfly	<u>MONGEL Aurore</u>	19 APR 1982	1.77 / 5'10"	68 / 150	58.54
	<u>POPCHANKA Alena</u>	28 JUL 1979	1.76 / 5'9"	64 / 141	58.49
Women's 200m Butterfly	<u>MONGEL Aurore</u>	19 APR 1982	1.77 / 5'10"	68 / 150	2:06.59
	<u>ROUSSEAU Magali</u>	10 MAR 1988	1.75 / 5'9"	63 / 139	2:10.07
Women's 200m Individual Medley	<u>MUFFAT Camille</u>	28 OCT 1989	1.81 / 5'11"	67 / 148	2:11.15
	<u>VABRE Cylia</u>	1 MAR 1984	1.63 / 5'4"	60 / 132	2:13.19
Women's 400m Individual Medley	<u>ANDRACA Joanne</u>	10 JUL 1988	1.72 / 5'8"	58 / 128	4:38.23
	<u>MUFFAT Camille</u>	28 OCT 1989	1.81 / 5'11"	67 / 148	4:38.23
Women's 4x100m Medley Relay	<u>CASTEL Alexianne</u>	25 JUL 1990	1.82 / 6'0"	71 / 157	4:06.22
	<u>MONGEL Aurore</u>	19 APR 1982	1.77 / 5'10"	68 / 150	4:06.22
	<u>POPCHANKA Alena</u>	28 JUL 1979	1.76 / 5'9"	64 / 141	4:06.22
	<u>de RONCHI Sophie</u>	24 SEP 1985	1.76 / 5'9"	65 / 143	4:06.22
Women's Marathon 10km	<u>MULLER Aurelie</u>	7 JUN 1990	1.69 / 5'7"	57 / 126	2:02:14
Women's 50m Freestyle	<u>DANIEL Debra</u>	4 MAR 1991	1.45 / 4'9"	46 / 101	32.07
Women's 50m Freestyle	<u>HALSALL Francesca</u>	12 APR 1990	1.71 / 5'7"	59 / 130	24.72
Women's 100m Freestyle	<u>HALSALL Francesca</u>	12 APR 1990	1.71 / 5'7"	59 / 130	54.27
	<u>McCLATCHEY Caitlin</u>	28 NOV 1985	1.70 / 5'7"	54 / 119	54.31
Women's 200m Freestyle	<u>JACKSON Joanne</u>	12 SEP 1986	1.84 / 6'0"	76 / 168	1:56.61
	<u>McCLATCHEY Caitlin</u>	28 NOV 1985	1.70 / 5'7"	54 / 119	1:57.09
Women's 400m Freestyle	<u>ADLINGTON Rebecca</u>	17 FEB 1989	1.55 / 5'1"	70 / 154	4:04.50
	<u>JACKSON Joanne</u>	12 SEP 1986	1.84 / 6'0"	76 / 168	4:05.38
Women's 800m Freestyle	<u>ADLINGTON Rebecca</u>	17 FEB 1989	1.55 / 5'1"	70 / 154	8:19.22
	<u>PATTEN Cassandra</u>	1 JAN 1987	1.78 / 5'10"	81 / 179	8:29.83
Women's 4x100m Freestyle Relay	<u>BECKETT Julia</u>	4 JUL 1986	1.70 / 5'7"	63 / 139	3:40.94
	<u>HALSALL Francesca</u>	12 APR 1990	1.71 / 5'7"	59 / 130	3:40.94
	<u>MARSHALL Melanie</u>	12 JAN 1982	1.70 / 5'7"	67 / 148	3:40.94
	<u>McCLATCHEY Caitlin</u>	28 NOV 1985	1.70 / 5'7"	54 / 119	3:40.94
	<u>SYLVESTER Jessica</u>	9 JUL 1987	1.73 / 5'8"	69 / 152	3:40.94
Women's 4x200m Freestyle Relay	<u>HALSALL Francesca</u>	12 APR 1990	1.71 / 5'7"	59 / 130	7:52.36
	<u>JACKSON Joanne</u>	12 SEP 1986	1.84 / 6'0"	76 / 168	7:52.36
	<u>MARSHALL Melanie</u>	12 JAN 1982	1.70 / 5'7"	67 / 148	7:52.36
	<u>MILEY Hannah</u>	8 AUG 1989	1.65 / 5'5"	52 / 115	7:52.36
Women's 100m Backstroke	<u>SIMMONDS Elizabeth</u>	22 JAN 1991	1.70 / 5'7"	56 / 123	1:00.66
	<u>SPOFFORTH Gemma</u>	17 NOV 1987	1.83 / 6'0"	85 / 187	59.89
Women's 200m Backstroke	<u>SIMMONDS Elizabeth</u>	22 JAN 1991	1.70 / 5'7"	56 / 123	2:08.79
	<u>SPOFFORTH Gemma</u>	17 NOV 1987	1.83 / 6'0"	85 / 187	2:09.70
Women's 100m Breaststroke	<u>BALFOUR Kirsty</u>	21 FEB 1984	1.73 / 5'8"	61 / 134	1:08.05
	<u>HAYWOOD Kate</u>	1 APR 1987	1.78 / 5'10"	68 / 150	1:07.56
Women's 200m Breaststroke	<u>BALFOUR Kirsty</u>	21 FEB 1984	1.73 / 5'8"	61 / 134	2:27.20
Women's 100m Butterfly	<u>HALSALL Francesca</u>	12 APR 1990	1.71 / 5'7"	59 / 130	58.16
	<u>LOWE Jemma</u>	31 MAR 1990	1.69 / 5'7"	59 / 130	57.78
Women's 200m Butterfly	<u>GANDY Ellen</u>	15 AUG 1991	1.69 / 5'7"	59 / 130	2:07.69
	<u>LOWE Jemma</u>	31 MAR 1990	1.69 / 5'7"	59 / 130	2:06.64
Women's 200m Individual Medley	<u>MILEY Hannah</u>	8 AUG 1989	1.65 / 5'5"	52 / 115	2:11.46
	<u>PAYNE Keri-Anne</u>	9 DEC 1987	1.78 / 5'10"	66 / 146	2:12.42
Women's 400m Individual Medley	<u>MILEY Hannah</u>	8 AUG 1989	1.65 / 5'5"	52 / 115	4:33.24
	<u>PAYNE Keri-Anne</u>	9 DEC 1987	1.78 / 5'10"	66 / 146	4:38.30
Women's 4x100m Medley Relay	<u>HALSALL Francesca</u>	12 APR 1990	1.71 / 5'7"	59 / 130	3:59.33

FSM Micronesia  
GBR Great Britain



		<u>SPOFFORTH Gemma</u>	17 NOV 1987	1.83 / 6'0"	85 / 187	3:59.33
	Women's Marathon 10km	<u>PATTEN Cassandra</u>	1 JAN 1987	1.78 / 5'10"	81 / 179	2:02:05
		<u>PAYNE Kerl-Anne</u>	9 DEC 1987	1.78 / 5'10"	66 / 146	2:02:14
<u>GEO</u> Georgia	Women's 100m Breaststroke	<u>SALNIKOVA Ann</u>	11 JAN 1987	1.67 / 5'6"	52 / 115	1:23.14
<u>GER</u> Germany	Women's 50m Freestyle	<u>DALLMANN Petra</u>	21 NOV 1978	1.84 / 6'0"	69 / 152	25.29
		<u>STEFFEN Britta</u>	16 NOV 1983	1.80 / 5'11"	60 / 132	24.19
	Women's 100m Freestyle	<u>DALLMANN Petra</u>	21 NOV 1978	1.84 / 6'0"	69 / 152	54.90
		<u>STEFFEN Britta</u>	16 NOV 1983	1.80 / 5'11"	60 / 132	53.20
	Women's 200m Freestyle	<u>DALLMANN Petra</u>	21 NOV 1978	1.84 / 6'0"	69 / 152	1:58.60
		<u>LURZ Annika</u>	6 SEP 1979	1.72 / 5'8"	62 / 137	1:57.83
	Women's 400m Freestyle	<u>EHMCKE Jaana</u>	18 MAY 1987	1.76 / 5'9"	66 / 146	4:10.53
	Women's 800m Freestyle	<u>EHMCKE Jaana</u>	18 MAY 1987	1.76 / 5'9"	66 / 146	8:26.70
	Women's 4x100m Freestyle Relay	<u>BUSCHSCHULTE Antje</u>	27 DEC 1978	1.86 / 6'1"	75 / 165	3:36.94
		<u>FREITAG Melke</u>	7 FEB 1979	1.86 / 6'1"	71 / 157	3:36.94
		<u>GOTZ Daniela</u>	23 DEC 1987	1.75 / 5'9"	60 / 132	3:36.94
		<u>STEFFEN Britta</u>	16 NOV 1983	1.80 / 5'11"	60 / 132	3:36.94
	Women's 4x200m Freestyle Relay	<u>DALLMANN Petra</u>	21 NOV 1978	1.84 / 6'0"	69 / 152	7:53.82
		<u>FREITAG Melke</u>	7 FEB 1979	1.86 / 6'1"	71 / 157	7:53.82
		<u>LURZ Annika</u>	6 SEP 1979	1.72 / 5'8"	62 / 137	7:53.82
		<u>SAMULSKI Daniela</u>	31 MAY 1984	1.72 / 5'8"	62 / 137	7:53.82
	Women's 100m Backstroke	<u>BUSCHSCHULTE Antje</u>	27 DEC 1978	1.86 / 6'1"	75 / 165	1:01.30
		<u>ZENNER Christin</u>	18 MAR 1991	1.74 / 5'9"	61 / 134	1:01.24
	Women's 200m Backstroke	<u>ZENNER Christin</u>	18 MAR 1991	1.74 / 5'9"	61 / 134	2:12.61
	Women's 100m Breaststroke	<u>POEWE Sarah</u>	3 MAR 1983	1.74 / 5'9"	66 / 146	1:07.10
		<u>SCHOBER Sonja</u>	9 JUL 1985	1.77 / 5'10"	64 / 141	1:08.17
	Women's 200m Breaststroke	<u>POEWE Sarah</u>	3 MAR 1983	1.74 / 5'9"	66 / 146	2:25.53
		<u>POLESKA Anne</u>	20 FEB 1980	1.81 / 5'11"	63 / 139	2:25.79
	Women's 100m Butterfly	<u>SAMULSKI Daniela</u>	31 MAY 1984	1.72 / 5'8"	62 / 137	58.63
	Women's 200m Individual Medley	<u>SCHILLER Katharina</u>	22 JUN 1984	1.75 / 5'9"	61 / 134	2:13.47
		<u>SCHOBER Sonja</u>	9 JUL 1985	1.77 / 5'10"	64 / 141	2:14.48
	Women's 400m Individual Medley	<u>SCHILLER Katharina</u>	22 JUN 1984	1.75 / 5'9"	61 / 134	4:45.30
	Women's 4x100m Medley Relay	<u>BUSCHSCHULTE Antje</u>	27 DEC 1978	1.86 / 6'1"	75 / 165	
		<u>POEWE Sarah</u>	3 MAR 1983	1.74 / 5'9"	66 / 146	
		<u>SAMULSKI Daniela</u>	31 MAY 1984	1.72 / 5'8"	62 / 137	
		<u>STEFFEN Britta</u>	16 NOV 1983	1.80 / 5'11"	60 / 132	
	Women's Marathon 10km	<u>MAURER Angela</u>	27 JUL 1975	1.72 / 5'8"	59 / 130	2:02:13
<u>GRE</u> Greece	Women's 50m Freestyle	<u>MATSA Martha</u>	5 APR 1987	1.84 / 6'0"	70 / 154	25.67
	Women's 100m Freestyle	<u>KOSTI Eleni</u>	6 NOV 1985	1.75 / 5'9"	61 / 134	56.30
	Women's 200m Freestyle	<u>KOSTI Eleni</u>	6 NOV 1985	1.75 / 5'9"	61 / 134	2:00.97
	Women's 400m Freestyle	<u>EFSTATHIOU Eleftheria Evgenia</u>	5 JUL 1989	1.73 / 5'8"	60 / 132	4:13.91
	Women's 800m Freestyle	<u>EFSTATHIOU Eleftheria Evgenia</u>	5 JUL 1989	1.73 / 5'8"	60 / 132	8:37.53
	Women's 200m Backstroke	<u>BOUMI Stella</u>	31 MAR 1988	1.72 / 5'8"	58 / 128	2:14.03
	Women's 100m Breaststroke	<u>EXARCHOU Angeliki</u>	19 AUG 1985	1.77 / 5'10"	64 / 141	1:09.35
	Women's 200m Breaststroke	<u>EXARCHOU Angeliki</u>	19 AUG 1985	1.77 / 5'10"	64 / 141	2:30.05
	Women's 100m Butterfly	<u>KAVARNOU Eirini</u>	5 JUL 1980	1.71 / 5'7"	55 / 121	59.75
	Women's 200m Butterfly	<u>EFSTATHIOU Eleftheria Evgenia</u>	5 JUL 1989	1.73 / 5'8"	60 / 132	2:13.94
	Women's Marathon 10km	<u>LYMPERTA Marianna</u>	25 JUN 1979	1.67 / 5'6"	53 / 117	2:02:10
<u>GUA</u> Guatemala	Women's 100m Backstroke	<u>MORALES Gisela</u>	17 DEC 1987	1.82 / 6'0"	66 / 146	1:03.76
	Women's 200m Backstroke	<u>MORALES Gisela</u>	17 DEC 1987	1.82 / 6'0"	66 / 146	2:16.12
<u>GUI</u> Guinea	Women's 50m Freestyle	<u>BARRY Djene</u>	6 FEB 1982	1.79 / 5'10"	70 / 154	1:28.00
<u>HKG</u> Hong Kg, China	Women's 50m Freestyle	<u>CHAN Yu Ning Elaine</u>	15 MAR 1988	1.76 / 5'9"	65 / 143	26.28
	Women's 100m Freestyle	<u>WILSON Hannah Jane Arnett</u>	10 MAR 1989	1.74 / 5'9"	65 / 143	56.07
	Women's 200m Freestyle	<u>AU Hoi Shun Stephanie</u>	30 MAY 1992	1.74 / 5'9"	57 / 126	2:02.40
	Women's 400m Freestyle	<u>AU Hoi Shun Stephanie</u>	30 MAY 1992	1.74 / 5'9"	57 / 126	4:13.81
	Women's 800m Freestyle	<u>AU Hoi Shun Stephanie</u>	30 MAY 1992	1.74 / 5'9"	57 / 126	8:50.21
	Women's 100m Backstroke	<u>TSAI Hiu Wai Sherry</u>	4 SEP 1983	1.65 / 5'5"	57 / 126	1:02.41
	Women's 100m Butterfly	<u>WILSON Hannah Jane Arnett</u>	10 MAR 1989	1.74 / 5'9"	65 / 143	1:00.34
	Women's 200m Individual Medley	<u>TSAI Hiu Wai Sherry</u>	4 SEP 1983	1.65 / 5'5"	57 / 126	2:19.29
<u>HON</u> Honduras	Women's 50m Freestyle	<u>FAJARDO SIERRA Sharon Paola</u>	7 NOV 1989	1.58 / 5'2"	54 / 119	28.08
<u>HUN</u> Hungary	Women's 50m Freestyle	<u>DOBAR Eva</u>	4 MAR 1993	1.83 / 6'0"	63 / 139	26.26
	Women's 100m Freestyle	<u>TOMPA Orsolya</u>	14 JUL 1991	1.70 / 5'7"	57 / 126	56.81
	Women's 200m Freestyle	<u>MUTINA Agnes</u>	19 APR 1988	1.70 / 5'7"	61 / 134	1:58.06
	Women's 400m Freestyle	<u>KAPAS Boglarka</u>	22 APR 1993	1.71 / 5'7"	52 / 115	4:19.70
	Women's 800m Freestyle	<u>NAGY Reka</u>	9 NOV 1986	1.80 / 5'11"	62 / 137	8:43.17
	Women's 4x200m Freestyle Relay	<u>DARA Eszter</u>	30 MAY 1990	1.87 / 6'2"	67 / 148	8:02.36
		<u>JAKABOS Zsuzsanna</u>	3 APR 1989	1.85 / 6'1"	66 / 146	8:02.36

	women's 200m Backstroke	<u>SZEPESI Nikolett</u>	11 SEP 1987	1.72 / 5'8"	61 / 134	2:09.46
		<u>VERRASZTO Evelin</u>	17 JUL 1989	1.73 / 5'8"	57 / 126	2:10.45
	Women's 100m Breaststroke	<u>PECZ Reka</u>	21 JUN 1992	1.72 / 5'8"	63 / 139	1:11.15
	Women's 200m Breaststroke	<u>BOR Katalin</u>	10 FEB 1990	1.64 / 5'5"	62 / 137	2:31.13
	Women's 100m Butterfly	<u>DARA Eszter</u>	30 MAY 1990	1.87 / 6'2"	67 / 148	58.51
	Women's 200m Butterfly	<u>BOULSEVICZ Beatrix</u>	15 FEB 1987	1.69 / 5'7"	63 / 139	2:08.51
	Women's 200m Individual Medley	<u>KOVACS Emese</u>	1 MAR 1991	1.71 / 5'7"	64 / 141	2:06.71
		<u>HOSSZU Katinka</u>	3 MAY 1989	1.70 / 5'7"	60 / 132	2:14.64
		<u>VERRASZTO Evelin</u>	17 JUL 1989	1.73 / 5'8"	57 / 126	2:12.91
	Women's 400m Individual Medley	<u>HOSSZU Katinka</u>	3 MAY 1989	1.70 / 5'7"	60 / 132	4:37.43
<u>INA</u>	Indonesia	<u>JAKABOS Zsuzsanna</u>	3 APR 1989	1.85 / 6'1"	66 / 146	4:38.61
	Women's 200m Individual Medley	<u>MARITA Fibriani Ratna</u>	24 FEB 1994	1.65 / 5'5"	62 / 137	2:23.08
<u>IRL</u>	Ireland	<u>NOCHER Melanie</u>	18 JUN 1988	1.79 / 5'10"	67 / 148	2:02.04
	Women's 200m Freestyle	<u>COONEY Aisling Margaret</u>	27 JUL 1990	1.71 / 5'7"	65 / 143	1:02.24
	Women's 100m Backstroke	<u>NOCHER Melanie</u>	18 JUN 1988	1.79 / 5'10"	67 / 148	2:13.84
<u>ISL</u>	Iceland	<u>RAGNARSDOTTIR Ragnheidur</u>	24 OCT 1984	1.86 / 6'1"	74 / 163	25.95
	Women's 50m Freestyle	<u>RAGNARSDOTTIR Ragnheidur</u>	24 OCT 1984	1.86 / 6'1"	74 / 163	56.06
	Women's 100m Freestyle	<u>SVERRISDOTTIR Sigrun Bra</u>	23 MAR 1990	1.67 / 5'6"	60 / 132	2:03.35
	Women's 200m Freestyle	<u>BATEMAN Sarah Blake</u>	15 JUN 1990	1.65 / 5'5"	55 / 121	1:03.43
	Women's 100m Backstroke	<u>HARALDSDOTTIR Erla Dogg</u>	19 APR 1988	1.80 / 5'11"	68 / 150	1:10.66
	Women's 100m Breaststroke	<u>HARALDSDOTTIR Erla Dogg</u>	19 APR 1988	1.80 / 5'11"	68 / 150	2:18.74
	Women's 200m Individual Medley					
<u>ISR</u>	Israel	<u>GOSTOMELSKY Anna</u>	9 JUN 1981	1.62 / 5'4"	54 / 119	26.08
	Women's 50m Freestyle	<u>GOSTOMELSKY Anna</u>	9 JUN 1981	1.62 / 5'4"	54 / 119	55.62
	Women's 100m Freestyle	<u>GOSTOMELSKY Anna</u>	9 JUN 1981	1.62 / 5'4"	54 / 119	1:02.86
	Women's 100m Backstroke	<u>GOSTOMELSKY Anna</u>	9 JUN 1981	1.62 / 5'4"	54 / 119	59.64
	Women's 100m Butterfly	<u>CHIUSO Cristina</u>	25 DEC 1973	1.70 / 5'7"	55 / 121	25.42
<u>ITA</u>	Italy	<u>SIMONETTO Maria Laura</u>	11 NOV 1987	1.66 / 5'5"	53 / 117	55.77
	Women's 50m Freestyle	<u>PELLEGRINI Federica</u>	5 AUG 1988	1.77 / 5'10"	68 / 150	1:56.10
	Women's 100m Freestyle	<u>PELLEGRINI Federica</u>	5 AUG 1988	1.77 / 5'10"	68 / 150	4:01.53
	Women's 200m Freestyle	<u>PELLEGRINI Federica</u>	5 AUG 1988	1.77 / 5'10"	68 / 150	8:20.70
	Women's 400m Freestyle	<u>FILIPPI Alessia</u>	23 JUN 1987	1.85 / 6'1"	62 / 137	8:29.01
	Women's 800m Freestyle	<u>PELLEGRINI Federica</u>	5 AUG 1988	1.77 / 5'10"	68 / 150	
	Women's 4x100m Freestyle Relay	<u>CHIUSO Cristina</u>	25 DEC 1973	1.70 / 5'7"	55 / 121	
		<u>FERRAIOLI Erika</u>	23 MAR 1986	1.80 / 5'11"	65 / 143	
		<u>PELLEGRINI Federica</u>	5 AUG 1988	1.77 / 5'10"	68 / 150	
	Women's 4x200m Freestyle Relay	<u>SIMONETTO Maria Laura</u>	11 NOV 1987	1.66 / 5'5"	53 / 117	
		<u>CARPANESE Alice</u>	19 NOV 1987	1.74 / 5'9"	60 / 132	7:55.69
		<u>FILIPPI Alessia</u>	23 JUN 1987	1.85 / 6'1"	62 / 137	7:55.69
		<u>PELLEGRINI Federica</u>	5 AUG 1988	1.77 / 5'10"	68 / 150	7:55.69
		<u>SPAGNOLO Renata Fabiola</u>	2 JAN 1989	1.73 / 5'8"	62 / 137	7:55.69
		<u>ZOCCARI Flavia</u>	1 NOV 1986	1.82 / 6'0"	71 / 157	7:55.69
	Women's 100m Backstroke	<u>ARMELLINI Romina</u>	9 NOV 1984	1.71 / 5'7"	63 / 139	1:01.56
	Women's 100m Breaststroke	<u>PANARA Roberta</u>	12 JAN 1984	1.74 / 5'9"	57 / 126	1:09.04
	Women's 100m Butterfly	<u>BIANCHI Ilaria</u>	6 JAN 1990	1.68 / 5'6"	56 / 123	59.46
	Women's 200m Butterfly	<u>CAVALLINO Paola</u>	6 JUN 1977	1.67 / 5'6"	59 / 130	2:09.24
	Women's 400m Individual Medley	<u>FILIPPI Alessia</u>	23 JUN 1987	1.85 / 6'1"	62 / 137	4:36.68
	Women's 4x100m Medley Relay	<u>ARMELLINI Romina</u>	9 NOV 1984	1.71 / 5'7"	63 / 139	4:06.64
		<u>BIANCHI Ilaria</u>	6 JAN 1990	1.68 / 5'6"	56 / 123	4:06.64
		<u>PANARA Roberta</u>	12 JAN 1984	1.74 / 5'9"	57 / 126	4:06.64
		<u>PELLEGRINI Federica</u>	5 AUG 1988	1.77 / 5'10"	68 / 150	4:06.64
<u>JAM</u>	Jamaica	<u>GRIMALDI Martina</u>	28 SEP 1988	1.72 / 5'8"	65 / 143	2:01.19
	Women's Marathon 10km	<u>MOODIE Natasha</u>	8 OCT 1990	1.83 / 6'0"	68 / 150	26.08
	Women's 50m Freestyle	<u>ATKINSON Alia</u>	11 DEC 1988			2:31.28
<u>JOR</u>	Jordan	<u>TAHA Razan</u>	29 DEC 1991			28.36
<u>JPN</u>	Japan	<u>MITA Maki</u>	22 APR 1983	1.65 / 5'5"	58 / 128	1:59.25
	Women's 200m Breaststroke	<u>UEDA Haruka</u>	27 APR 1988	1.77 / 5'10"	68 / 150	1:59.09
	Women's 50m Freestyle	<u>SHIBATA Ai</u>	14 MAY 1982	1.76 / 5'9"	63 / 139	4:05.19
	Women's 200m Freestyle	<u>FUJINO Mako</u>	25 MAY 1983	1.61 / 5'3"	55 / 121	8:34.17
	Women's 400m Freestyle	<u>SHIBATA Ai</u>	14 MAY 1982	1.76 / 5'9"	63 / 139	8:23.76
	Women's 800m Freestyle	<u>KITAGAWA Asami</u>	3 OCT 1987	1.61 / 5'3"	51 / 112	3:45.61
	Women's 4x100m Freestyle Relay					
		<u>MITA Maki</u>	22 APR 1983	1.65 / 5'5"	58 / 128	3:45.61
		<u>UEDA Haruka</u>	27 APR 1988	1.77 / 5'10"	68 / 150	3:45.61
		<u>YAMAGUCHI Misaki</u>	20 JAN 1990	1.65 / 5'5"	58 / 128	3:45.61
	Women's 4x200m Freestyle Relay	<u>MITA Maki</u>	22 APR 1983	1.65 / 5'5"	58 / 128	7:58.04
		<u>TAKANABE Emi</u>	20 SEP 1985	1.66 / 5'5"	55 / 121	7:58.04

	Women's 100m Backstroke	<u>ITO Hanae</u>	18 JAN 1985	1.73 / 5'8"	61 / 134	59.83
		<u>NAKAMURA Reiko</u>	17 MAY 1982	1.66 / 5'5"	55 / 121	59.96
	Women's 200m Backstroke	<u>ITO Hanae</u>	18 JAN 1985	1.73 / 5'8"	61 / 134	2:08.80
		<u>NAKAMURA Reiko</u>	17 MAY 1982	1.66 / 5'5"	55 / 121	2:08.54
	Women's 100m Breaststroke	<u>KITAGAWA Asami</u>	3 OCT 1987	1.61 / 5'3"	51 / 112	1:08.63
		<u>TANEDA Megumi</u>	20 SEP 1986	1.62 / 5'4"	57 / 126	1:07.91
	Women's 200m Breaststroke	<u>KANETO Rie</u>	8 SEP 1988	1.74 / 5'9"	67 / 148	2:25.63
		<u>TANEDA Megumi</u>	20 SEP 1986	1.62 / 5'4"	57 / 126	2:24.54
	Women's 100m Butterfly	<u>KATO Yuka</u>	30 OCT 1986	1.58 / 5'2"	51 / 112	58.55
		<u>NAKANISHI Yuko</u>	24 APR 1981	1.65 / 5'5"	54 / 119	58.52
	Women's 200m Butterfly	<u>HOSHI Natsumi</u>	21 AUG 1990	1.63 / 5'4"	52 / 115	2:07.28
		<u>NAKANISHI Yuko</u>	24 APR 1981	1.65 / 5'5"	54 / 119	2:06.38
	Women's 200m Individual Medley	<u>KITAGAWA Asami</u>	3 OCT 1987	1.61 / 5'3"	51 / 112	2:13.29
	Women's 400m Individual Medley	<u>FUJINO Malko</u>	25 MAY 1983	1.61 / 5'3"	55 / 121	4:40.14
		<u>HARUGUCHI Saori</u>	20 JAN 1987	1.67 / 5'6"	56 / 123	4:38.94
	Women's 4x100m Medley Relay	<u>ITO Hanae</u>	18 JAN 1985	1.73 / 5'8"	61 / 134	4:03.33
		<u>KATO Yuka</u>	30 OCT 1986	1.58 / 5'2"	51 / 112	4:03.33
		<u>KITAGAWA Asami</u>	3 OCT 1987	1.61 / 5'3"	51 / 112	4:03.33
		<u>UEDA Haruka</u>	27 APR 1988	1.77 / 5'10"	68 / 150	4:03.33
<u>KAZ</u> Kazakhstan	Women's 50m Freestyle	<u>MULYAYEVA Marina</u>	30 APR 1981	1.77 / 5'10"	65 / 143	26.30
	Women's 100m Backstroke	<u>RUDENKO Yekaterina</u>	16 OCT 1994	1.75 / 5'9"	53 / 117	1:03.84
	Women's 100m Breaststroke	<u>SADOVNIK Yekaterina</u>	25 SEP 1986	1.83 / 6'0"	69 / 152	1:11.39
<u>KOR</u> Korea	Women's 50m Freestyle	<u>CHANG Heejin</u>	5 SEP 1986			25.78
	Women's 100m Freestyle	<u>CHANG Heejin</u>	5 SEP 1986			56.33
	Women's 200m Freestyle	<u>LEE Keora</u>	7 MAY 1989			2:02.61
	Women's 400m Freestyle	<u>LEE Jieun</u>	18 JUN 1989			4:19.42
	Women's 100m Backstroke	<u>KIM Yuyon</u>	16 MAR 1991			1:03.82
	Women's 200m Backstroke	<u>KANG Yeongseo</u>	16 APR 1994			2:17.10
	Women's 100m Breaststroke	<u>JUNG Seulki</u>	13 JUL 1988			1:09.09
	Women's 200m Breaststroke	<u>JEONG Darae</u>	2 DEC 1991			2:27.78
		<u>JUNG Seulki</u>	13 JUL 1988			2:24.67
	Women's 100m Butterfly	<u>CHOI Hyera</u>	20 MAY 1991			1:01.02
	Women's 200m Butterfly	<u>CHOI Hyera</u>	20 MAY 1991			2:09.46
	Women's 200m Individual Medley	<u>CHOI Hyera</u>	20 MAY 1991			2:16.71
	Women's 400m Individual Medley	<u>NAM Yoosun</u>	23 JUL 1985			4:52.38
<u>LAO</u> Lao PDR	Women's 50m Freestyle	<u>VONGPHACHANH Vilayphone</u>	6 APR 1986	1.55 / 5'1"	47 / 104	35.44
<u>LBA</u> Libyan AJ	Women's 100m Breaststroke	<u>PARHAT Asmahan</u>	1 MAY 1990	1.67 / 5'6"	69 / 152	1:25.15
<u>LCA</u> Saint Lucia	Women's 100m Breaststroke	<u>BEAUBRUN Danielle</u>	6 MAY 1990			1:15.14
<u>LIB</u> Lebanon	Women's 100m Breaststroke	<u>YAMOUT Nibal</u>	27 JUL 1993	1.60 / 5'3"	54 / 119	1:16.10
<u>LTU</u> Lithuania	Women's 50m Freestyle	<u>MILEISYTE Rugile</u>	11 MAY 1988	1.74 / 5'9"	64 / 141	26.32
	Women's 200m Breaststroke	<u>DVARISKYTE Raminta</u>	1 FEB 1990	1.72 / 5'8"	63 / 139	2:33.35
	Women's 200m Freestyle	<u>MAILLIET Christine</u>	9 JAN 1987	1.69 / 5'7"	55 / 121	2:02.71
<u>LUX</u> Luxembourg	Women's 50m Freestyle	<u>ANDRIAMANJA Tojohanitra</u>	31 OCT 1990	1.67 / 5'6"	57 / 126	28.66
<u>MAD</u> Madagascar	Women's 100m Breaststroke	<u>ELBEKRI Sara</u>	2 JUL 1987			1:11.03
<u>MAR</u> Morocco	Women's 200m Breaststroke	<u>ELBEKRI Sara</u>	2 JUL 1987			2:30.94
<u>MAS</u> Malaysia	Women's 50m Freestyle	<u>LEUNG Chii Lin</u>	11 FEB 1991	1.53 / 5'0"		26.18
	Women's 400m Freestyle	<u>KHOO Cai Lin</u>	25 DEC 1988	1.66 / 5'5"	54 / 119	4:18.20
	Women's 800m Freestyle	<u>KHOO Cai Lin</u>	25 DEC 1988	1.66 / 5'5"	54 / 119	8:47.80
	Women's 200m Breaststroke	<u>SIOW YI Ting</u>	11 DEC 1985	1.69 / 5'7"		2:32.15
	Women's 200m Individual Medley	<u>SIOW YI Ting</u>	11 DEC 1985	1.69 / 5'7"		2:18.52
	Women's 400m Individual Medley	<u>LEW Yih Wey</u>	27 JUN 1991	1.56 / 5'1"		4:50.52
<u>MAW</u> Malawi	Women's 50m Freestyle	<u>PINTO Zahra</u>	14 NOV 1993			34.38
<u>MDA</u> Rep. of Moldova	Women's 50m Freestyle	<u>VDOVICENCO Veronica</u>	27 AUG 1985	1.70 / 5'7"	61 / 134	26.30
<u>MDV</u> Maldives	Women's 50m Freestyle	<u>HUSSAIN Aminath Rouva</u>	1 SEP 1990	1.67 / 5'6"	53 / 117	29.62
<u>MEX</u> Mexico	Women's 400m Freestyle	<u>ESCOBAR Susana</u>	13 DEC 1987	1.72 / 5'8"	62 / 137	4:13.06
	Women's 800m Freestyle	<u>ESCOBAR Susana</u>	13 DEC 1987	1.72 / 5'8"	62 / 137	8:38.65
	Women's 100m Backstroke	<u>GONZALEZ Fernanda</u>	25 APR 1990	1.74 / 5'9"	58 / 128	1:02.42
	Women's 200m Backstroke	<u>GONZALEZ Fernanda</u>	25 APR 1990	1.74 / 5'9"	58 / 128	2:14.84
	Women's 100m Breaststroke	<u>MARMOLEJO Adriana</u>	5 MAR 1982	1.65 / 5'5"	59 / 130	1:10.90
	Women's 200m Breaststroke	<u>MARMOLEJO Adriana</u>	5 MAR 1982	1.65 / 5'5"	59 / 130	2:29.73
	Women's 400m Individual Medley	<u>ESCOBAR Susana</u>	13 DEC 1987	1.72 / 5'8"	62 / 137	4:49.95
	Women's Marathon 10km	<u>MARTINEZ Imelda</u>	16 JUL 1982	1.63 / 5'4"	60 / 132	2:02.49
<u>MGL</u> Mongolia	Women's 50m Freestyle	<u>DASHTSEREN Saintsetseg</u>	19 SEP 1990	1.66 / 5'5"	54 / 119	29.98
<u>MHL</u> Marshall Is	Women's 50m Freestyle	<u>KIRCHNER Julianne</u>	19 DEC 1991	1.38 / 4'6"	54 / 119	31.11
<u>MKD</u> FYR Macedonia	Women's 100m Freestyle	<u>POPOVSKA Elena</u>	6 JAN 1990	1.74 / 5'9"	63 / 139	1:00.06
			2 SEP 1983			

<u>MOZ</u> Mozambique	Women's 50m Freestyle	<u>GOMES Xlmehe</u>	8 SEP 1989	1.70 / 5'7"	58 / 128	29.20
<u>MRI</u> Mauritius	Women's 50m Freestyle	<u>ETIENNETTE Diane</u>	23 APR 1988	1.75 / 5'9"	65 / 143	29.01
<u>NCA</u> Nicaragua	Women's 50m Freestyle	<u>TORREZ Dalta Massiel</u>	29 MAR 1990	1.75 / 5'9"	59 / 130	28.84
<u>NED</u> Netherlands	Women's 50m Freestyle	<u>SCHREUDER Hinkellen</u>	13 FEB 1984	1.79 / 5'10"	61 / 134	24.59
		<u>VELDHUIS Marleen</u>	29 JUN 1979	1.82 / 6'0"	65 / 143	24.09
	Women's 100m Freestyle	<u>DEKKER Inge</u>	18 AUG 1985	1.82 / 6'0"	62 / 137	53.77
		<u>VELDHUIS Marleen</u>	29 JUN 1979	1.82 / 6'0"	65 / 143	53.58
	Women's 200m Freestyle	<u>KROMOWIDJOJO Ranomi</u>	20 AUG 1990	1.78 / 5'10"	67 / 148	1:59.77
	Women's 4x100m Freestyle Relay	<u>DEKKER Inge</u>	18 AUG 1985	1.82 / 6'0"	62 / 137	3:33.62
		<u>HEEMSKERK Femke</u>	21 SEP 1987	1.80 / 5'11"	68 / 150	3:33.62
		<u>KROMOWIDJOJO Ranomi</u>	20 AUG 1990	1.78 / 5'10"	67 / 148	3:33.62
		<u>SCHREUDER Hinkellen</u>	13 FEB 1984	1.79 / 5'10"	61 / 134	3:33.62
		<u>VELDHUIS Marleen</u>	29 JUN 1979	1.82 / 6'0"	65 / 143	3:33.62
		<u>van ROOIJEN Manon</u>	3 JUL 1982	1.78 / 5'10"	67 / 148	3:33.62
	Women's 4x200m Freestyle Relay	<u>HEEMSKERK Femke</u>	21 SEP 1987	1.80 / 5'11"	68 / 150	7:56.14
		<u>KROMOWIDJOJO Ranomi</u>	20 AUG 1990	1.78 / 5'10"	67 / 148	7:56.14
		<u>de JONGE Saskia</u>	22 NOV 1986	1.76 / 5'9"	66 / 146	
		<u>van ROOIJEN Manon</u>	3 JUL 1982	1.78 / 5'10"	67 / 148	7:56.14
	Women's 100m Breaststroke	<u>van VALKENGOED Jolijn</u>	26 AUG 1981	1.82 / 6'0"	72 / 159	1:10.27
	Women's 100m Butterfly	<u>DEKKER Inge</u>	18 AUG 1985	1.82 / 6'0"	62 / 137	57.82
		<u>GROOT Chantal</u>	19 OCT 1982	1.75 / 5'9"	62 / 137	58.56
	Women's 200m Individual Medley	<u>HEEMSKERK Femke</u>	21 SEP 1987	1.80 / 5'11"	68 / 150	2:15.52
	Women's 4x100m Medley Relay	<u>DEKKER Inge</u>	18 AUG 1985	1.82 / 6'0"	62 / 137	4:04.01
		<u>HEEMSKERK Femke</u>	21 SEP 1987	1.80 / 5'11"	68 / 150	4:04.01
		<u>KROMOWIDJOJO Ranomi</u>	20 AUG 1990	1.78 / 5'10"	67 / 148	4:04.01
		<u>van VALKENGOED Jolijn</u>	26 AUG 1981	1.82 / 6'0"	72 / 159	4:04.01
		<u>van DIJK Edith</u>	6 APR 1973	1.76 / 5'9"	66 / 146	2:02.18
<u>NEP</u> Nepal	Women's Marathon 10km	<u>KARKI Karishma</u>	18 JUL 1993	1.55 / 5'1"	44 / 97	34.97
<u>NGR</u> Nigeria	Women's 50m Freestyle	<u>MONU Ngozi</u>	17 JAN 1981	1.80 / 5'11"	70 / 154	27.31
<u>NIG</u> Niger	Women's 50m Freestyle	<u>SOULEY BANA Mariama</u>	21 JAN 1987			39.38
<u>NOR</u> Norway	Women's 200m Breaststroke	<u>NORDENSTAM Sara</u>	28 FEB 1983	1.69 / 5'7"	70 / 154	2:27.13
	Women's 100m Butterfly	<u>SNILDAL Ingvild</u>	25 AUG 1988	1.78 / 5'10"		59.90
	Women's 200m Butterfly	<u>SNILDAL Ingvild</u>	25 AUG 1988	1.78 / 5'10"		2:13.85
	Women's 200m Individual Medley	<u>NORDENSTAM Sara</u>	28 FEB 1983	1.69 / 5'7"	70 / 154	2:17.29
	Women's 400m Individual Medley	<u>NORDENSTAM Sara</u>	28 FEB 1983	1.69 / 5'7"	70 / 154	4:45.41
<u>NZL</u> New Zealand	Women's 4x200m Freestyle Relay	<u>BOYLE Lauren</u>	14 DEC 1987	1.82 / 6'0"	67 / 148	8:04.34
		<u>HIND Natasha</u>	21 AUG 1989	1.68 / 5'6"	60 / 132	8:04.34
		<u>NORFOLK Helen</u>	27 AUG 1981	1.70 / 5'7"	60 / 132	8:04.34
		<u>PALMER Hayley</u>	8 MAY 1989	1.70 / 5'7"	68 / 150	8:04.34
	Women's 100m Backstroke	<u>COSTER Elizabeth</u>	11 DEC 1982	1.76 / 5'9"	65 / 143	1:00.93
		<u>INGRAM Melissa</u>	24 JUN 1985	1.78 / 5'10"	66 / 146	1:01.30
	Women's 200m Backstroke	<u>INGRAM Melissa</u>	24 JUN 1985	1.78 / 5'10"	66 / 146	2:09.61
	Women's 200m Individual Medley	<u>NORFOLK Helen</u>	27 AUG 1981	1.70 / 5'7"	60 / 132	2:14.00
	Women's 400m Individual Medley	<u>NORFOLK Helen</u>	27 AUG 1981	1.70 / 5'7"	60 / 132	4:39.07
<u>PAK</u> Pakistan	Women's 50m Freestyle	<u>KHAN Kiran</u>	21 DEC 1989	1.71 / 5'7"	64 / 141	29.43
<u>PAN</u> Panama	Women's 100m Backstroke	<u>BODDEN BACA Christie Marie</u>	3 MAR 1990	1.67 / 5'6"	55 / 121	1:09.87
<u>PAR</u> Paraguay	Women's 100m Backstroke	<u>BAEZ Maria Virginia</u>	18 NOV 1991	1.71 / 5'7"	70 / 154	1:05.43
<u>PER</u> Peru	Women's 100m Breaststroke	<u>SILVA Valeria</u>	4 SEP 1985	1.83 / 6'0"	61 / 134	1:12.46
<u>PHI</u> Philippines	Women's 50m Freestyle	<u>SIMMS Christel</u>	20 SEP 1990	1.70 / 5'7"	68 / 150	26.31
	Women's 100m Freestyle	<u>SIMMS Christel</u>	20 SEP 1990	1.70 / 5'7"	68 / 150	57.17
<u>PLE</u> Palestine	Women's 50m Freestyle	<u>NASSAR Zakia</u>	2 APR 1987	1.62 / 5'4"	60 / 132	38.17
<u>PLW</u> Palau	Women's 50m Freestyle	<u>YOBECH Amber</u>	27 JAN 1991	1.56 / 5'1"	52 / 115	32.42
<u>PNG</u> Papua N Guinea	Women's 50m Freestyle	<u>MOPIO-JANE Anna-Liza</u>	3 DEC 1986	1.75 / 5'9"	63 / 139	26.84
<u>POL</u> Poland	Women's 50m Freestyle	<u>KORC Agata Ewa</u>	27 MAR 1986			25.24
	Women's 100m Freestyle	<u>KORC Agata Ewa</u>	27 MAR 1986			55.21
	Women's 200m Freestyle	<u>BARZYCKA Paulina</u>	18 MAR 1986			1:59.94
	Women's 400m Freestyle	<u>JEDRZEJCZAK Otylia</u>	13 DEC 1983			4:04.23
	Women's 800m Freestyle	<u>SZCZEPANIAK Karolina Paulina</u>	12 AUG 1992			8:53.31
	Women's 4x200m Freestyle Relay	<u>BARANOWSKA Katarzyna</u>	13 SEP 1987			8:06.32
		<u>BARZYCKA Paulina</u>	18 MAR 1986			8:06.32
		<u>SZCZEPANIAK Karolina Paulina</u>	12 AUG 1992			8:06.32
		<u>WILK Katarzyna</u>	22 MAR 1992			8:06.32
	Women's 100m Backstroke	<u>MAZUREK Zuzanna</u>	15 MAY 1991			1:03.44
	Women's 200m Backstroke	<u>MAZUREK Zuzanna</u>	15 MAY 1991			2:12.65

		<u>BARANOWSKA Katarzyna</u>	13 SEP 1987		2:12.53
		Medley			
		Women's 400m Individual	<u>BARANOWSKA Katarzyna</u>	13 SEP 1987	4:39.92
		Medley			
<u>POR</u>	Portugal	Women's 100m Breaststroke	<u>GOMES Diana</u>	6 JUL 1989	1.67 / 5'6" 54 / 119 1:09.96
		Women's 200m Breaststroke	<u>GOMES Diana</u>	6 JUL 1989	1.67 / 5'6" 54 / 119 2:30.35
		Women's 100m Butterfly	<u>OLIVEIRA Sara</u>	7 DEC 1985	1.66 / 5'5" 55 / 121 59.79
		Women's 200m Butterfly	<u>OLIVEIRA Sara</u>	7 DEC 1985	1.66 / 5'5" 55 / 121 2:11.57
		Women's Marathon 10km	<u>INACIO Daniela</u>	24 MAY 1989	1.69 / 5'7" 51 / 112 2:04:29
<u>PUR</u>	Puerto Rico	Women's 50m Freestyle	<u>GARCIA VEGA Vanessa</u>	18 JUL 1984	1.70 / 5'7" 59 / 130 25.46
		Women's 400m Freestyle	<u>LENNOX-SILVA Kristina</u>	24 APR 1985	1.68 / 5'6" 50 / 110 4:18.96
		Women's 200m Butterfly	<u>LENNOX-SILVA Kristina</u>	24 APR 1985	1.68 / 5'6" 50 / 110 2:15.23
<u>ROU</u>	Romania	Women's 200m Freestyle	<u>POTEC Camelia Alina</u>	19 FEB 1982	1.78 / 5'10" 62 / 137 1:57.47
		Women's 400m Freestyle	<u>POTEC Camelia Alina</u>	19 FEB 1982	1.78 / 5'10" 62 / 137 4:05.72
		Women's 800m Freestyle	<u>POTEC Camelia Alina</u>	19 FEB 1982	1.78 / 5'10" 62 / 137 8:23.78
<u>RSA</u>	South Africa	Women's 50m Freestyle	<u>RETIEF Lize-Mari</u>	30 NOV 1986	1.71 / 5'7" 59 / 130 25.24
		Women's 100m Freestyle	<u>RETIEF Lize-Mari</u>	30 NOV 1986	1.71 / 5'7" 59 / 130 55.38
		Women's 200m Freestyle	<u>CORFE Melissa</u>	20 JAN 1986	1.75 / 5'9" 61 / 134 1:59.76
		Women's 400m Freestyle	<u>CORFE Melissa</u>	20 JAN 1986	1.75 / 5'9" 61 / 134 4:08.70
			<u>TROTT Wendy</u>	14 FEB 1990	1.71 / 5'7" 60 / 132 4:08.88
		Women's 800m Freestyle	<u>TROTT Wendy</u>	14 FEB 1990	1.71 / 5'7" 60 / 132 8:34.11
		Women's 4x100m Freestyle	<u>CORFE Melissa</u>	20 JAN 1986	1.75 / 5'9" 61 / 134 3:50.71
		Relay			
			<u>LOOTS Mandy</u>	3 AUG 1978	1.68 / 5'6" 59 / 130 3:50.71
			<u>MEAKLIM Katheryn</u>	20 JUL 1989	1.89 / 6'2" 69 / 152 3:50.71
			<u>TROTT Wendy</u>	14 FEB 1990	1.71 / 5'7" 60 / 132 3:50.71
		Women's 200m Backstroke	<u>CORFE Melissa</u>	20 JAN 1986	1.75 / 5'9" 61 / 134 2:10.03
		Women's 100m Breaststroke	<u>van BILJON Suzaan</u>	26 APR 1988	1.78 / 5'10" 57 / 126 1:08.55
		Women's 200m Breaststroke	<u>van BILJON Suzaan</u>	26 APR 1988	1.78 / 5'10" 57 / 126 2:26.60
		Women's 100m Butterfly	<u>LOOTS Mandy</u>	3 AUG 1978	1.68 / 5'6" 59 / 130 59.30
			<u>RETIEF Lize-Mari</u>	30 NOV 1986	1.71 / 5'7" 59 / 130 58.68
		Women's 200m Butterfly	<u>MEAKLIM Katheryn</u>	20 JUL 1989	1.89 / 6'2" 69 / 152 2:12.52
		Women's 200m Individual	<u>PENGELLY Jessica</u>	1 JUL 1991	1.74 / 5'9" 54 / 119 2:15.22
		Medley			
		Women's 400m Individual	<u>MEAKLIM Katheryn</u>	20 JUL 1989	1.89 / 6'2" 69 / 152 4:41.39
		Medley			
			<u>PENGELLY Jessica</u>	1 JUL 1991	1.74 / 5'9" 54 / 119 4:41.35
		Women's 4x100m Medley	<u>CORFE Melissa</u>	20 JAN 1986	1.75 / 5'9" 61 / 134 4:03.62
		Relay			
			<u>LOOTS Mandy</u>	3 AUG 1978	1.68 / 5'6" 59 / 130 4:03.62
			<u>RETIEF Lize-Mari</u>	30 NOV 1986	1.71 / 5'7" 59 / 130 4:03.62
			<u>van BILJON Suzaan</u>	26 APR 1988	1.78 / 5'10" 57 / 126 4:03.62
		Women's Marathon 10km	<u>du TOIT Natalie</u>	29 JAN 1984	1.75 / 5'9" 72 / 159 2:02:07
<u>RUS</u>	Russian Fed.	Women's 50m Freestyle	<u>AKSENOVA Anastasia</u>	5 MAR 1990	1.82 / 6'0" 65 / 143 25.57
		Women's 100m Freestyle	<u>AKSENOVA Anastasia</u>	5 MAR 1990	1.82 / 6'0" 65 / 143 55.51
		Women's 200m Freestyle	<u>BELYAKINA Daria</u>	16 NOV 1986	1.68 / 5'6" 56 / 123 1:59.16
		Women's 400m Freestyle	<u>BELYAKINA Daria</u>	16 NOV 1986	1.68 / 5'6" 56 / 123 4:12.17
		Women's 800m Freestyle	<u>SOKOLOVA Elena</u>	13 FEB 1991	1.82 / 6'0" 67 / 148 8:33.62
		Women's 4x100m Freestyle	<u>AKSENOVA Anastasia</u>	5 MAR 1990	1.82 / 6'0" 65 / 143 3:42.66
		Relay			
			<u>BELYAKINA Daria</u>	16 NOV 1986	1.68 / 5'6" 56 / 123 3:42.66
			<u>KARPEEVA Svetlana</u>	16 OCT 1985	1.76 / 5'9" 68 / 150 3:42.66
			<u>SOKOLOVA Elena</u>	13 FEB 1991	1.82 / 6'0" 67 / 148 3:42.66
		Women's 100m Backstroke	<u>MOSKVINA Kseniya</u>	29 MAY 1989	1.80 / 5'11" 62 / 137 1:00.95
			<u>ZUEVA Anastasia</u>	8 MAY 1990	1.81 / 5'11" 69 / 152 59.41
		Women's 200m Backstroke	<u>KOMAROVA Stanislava</u>	12 JUN 1986	1.82 / 6'0" 59 / 130 2:09.89
			<u>ZUEVA Anastasia</u>	8 MAY 1990	1.81 / 5'11" 69 / 152 2:08.56
		Women's 100m Breaststroke	<u>BOGOMAZOVA Elena</u>	9 FEB 1982	1.66 / 5'5" 52 / 115 1:08.04
			<u>EFIMOVA Yuliya</u>	3 APR 1992	1.73 / 5'8" 62 / 137 1:07.35
		Women's 200m Breaststroke	<u>DETENYUK Olga</u>	23 JUN 1993	1.73 / 5'8" 57 / 126 2:26.15
			<u>EFIMOVA Yuliya</u>	3 APR 1992	1.73 / 5'8" 62 / 137 2:24.09
		Women's 100m Butterfly	<u>BESPALOVA Irina</u>	31 MAY 1981	1.68 / 5'6" 57 / 126 58.42
			<u>SUTYAGINA Natalia</u>	17 JAN 1980	1.72 / 5'8" 55 / 121 58.45
		Women's 200m Butterfly	<u>MARTYNOVA Yana</u>	3 FEB 1988	1.79 / 5'10" 58 / 128 2:09.52
		Women's 200m Individual	<u>KARPEEVA Svetlana</u>	16 OCT 1985	1.76 / 5'9" 68 / 150 2:14.14
		Medley			
		Women's 400m Individual	<u>KARPEEVA Svetlana</u>	16 OCT 1985	1.76 / 5'9" 68 / 150 4:44.89
		Medley			
			<u>MARTYNOVA Yana</u>	3 FEB 1988	1.79 / 5'10" 58 / 128 4:37.86
		Women's 4x100m Medley	<u>AKSENOVA Anastasia</u>	5 MAR 1990	1.82 / 6'0" 65 / 143 4:03.32
		Relay			
			<u>EFIMOVA Yuliya</u>	3 APR 1992	1.73 / 5'8" 62 / 137 4:03.32
			<u>MOSKVINA Kseniya</u>	29 MAY 1989	1.80 / 5'11" 62 / 137 4:03.32
			<u>SUTYAGINA Natalia</u>	17 JAN 1980	1.72 / 5'8" 55 / 121 4:03.32

<u>SEN</u> Senegal	Women's 100m Butterfly	<u>DIOP Binta Zahra</u>	30 JUN 1990	1.69 / 5'7"	58 / 128	1:03.47
<u>SEY</u> Seychelles	Women's 400m Freestyle	<u>AUSTIN Shrone</u>	31 JAN 1989	1.75 / 5'9"	70 / 154	4:38.66
<u>SIN</u> Singapore	Women's 100m Freestyle	<u>QUAH Ting Wen</u>	18 AUG 1992	1.75 / 5'9"	55 / 121	56.86
	Women's 200m Freestyle	<u>LIM Lynette</u>	25 APR 1992	1.62 / 5'4"	52 / 115	2:02.16
	Women's 400m Freestyle	<u>LIM Lynette</u>	25 APR 1992	1.62 / 5'4"	52 / 115	4:16.42
	Women's 800m Freestyle	<u>LIM Lynette</u>	25 APR 1992	1.62 / 5'4"	52 / 115	8:48.46
	Women's 100m Breaststroke	<u>TEO Nicolette</u>	19 APR 1986	1.72 / 5'8"	55 / 121	1:10.15
	Women's 200m Breaststroke	<u>TEO Nicolette</u>	19 APR 1986	1.72 / 5'8"	55 / 121	2:31.96
	Women's 100m Butterfly	<u>TAO Li</u>	10 JAN 1990	1.60 / 5'3"	58 / 128	59.07
	Women's 200m Butterfly	<u>TAO Li</u>	10 JAN 1990	1.60 / 5'3"	58 / 128	2:13.20
	Women's 400m Individual Medley	<u>QUAH Ting Wen</u>	18 AUG 1992	1.75 / 5'9"	55 / 121	4:53.90
<u>SLO</u> Slovenia	Women's 50m Freestyle	<u>SOVINEK Nina</u>	26 MAY 1985	1.76 / 5'9"	65 / 143	26.27
	Women's 100m Freestyle	<u>SOVINEK Nina</u>	26 MAY 1985	1.76 / 5'9"	65 / 143	56.11
	Women's 200m Freestyle	<u>ISAKOVIC Sara</u>	9 JUN 1988	1.73 / 5'8"	60 / 132	1:55.90
	Women's 100m Backstroke	<u>CARMAN Anja</u>	22 MAR 1985	1.74 / 5'9"	69 / 152	1:02.37
	Women's 200m Backstroke	<u>CARMAN Anja</u>	22 MAR 1985	1.74 / 5'9"	69 / 152	2:11.55
	Women's 100m Butterfly	<u>ISAKOVIC Sara</u>	9 JUN 1988	1.73 / 5'8"	60 / 132	59.02
	Women's 200m Butterfly	<u>ISAKOVIC Sara</u>	9 JUN 1988	1.73 / 5'8"	60 / 132	2:07.05
	Women's 200m Individual Medley	<u>KLINAR Anja</u>	3 APR 1988	1.70 / 5'7"	62 / 137	2:15.29
	Women's 400m Individual Medley	<u>KLINAR Anja</u>	3 APR 1988	1.70 / 5'7"	62 / 137	4:42.12
	Women's Marathon 10km	<u>ZUPAN Teja</u>	4 DEC 1990	1.68 / 5'6"	60 / 132	2:04:25
<u>SMR</u> San Marino	Women's 100m Butterfly	<u>MUCCIOLI Simona</u>	15 MAR 1984			1:06.89
<u>SRB</u> Serbia	Women's 50m Freestyle	<u>NAJDANOVSKI Miroslava</u>	10 JAN 1988	1.83 / 6'0"	65 / 143	25.87
	Women's 100m Freestyle	<u>NAJDANOVSKI Miroslava</u>	10 JAN 1988	1.83 / 6'0"	65 / 143	55.87
	Women's 200m Freestyle	<u>OSTOJIC Milica</u>	16 OCT 1991			2:03.43
	Women's 100m Backstroke	<u>STRAZMESTER Marica</u>	28 AUG 1981	1.75 / 5'9"	66 / 146	1:03.76
	Women's 100m Breaststroke	<u>HIGL Nadja</u>	2 JAN 1987	1.73 / 5'8"	69 / 152	1:11.15
	Women's 200m Breaststroke	<u>HIGL Nadja</u>	2 JAN 1987	1.73 / 5'8"	69 / 152	2:30.51
<u>SRI</u> Sri Lanka	Women's 100m Breaststroke	<u>RAHEEM Mayumi</u>	15 SEP 1991	1.66 / 5'5"	53 / 117	1:15:01
<u>SUI</u> Switzerland	Women's 400m Freestyle	<u>RIGAMONTI Flavia</u>	1 JUL 1981	1.84 / 6'0"	75 / 165	4:09.29
	Women's 800m Freestyle	<u>RIGAMONTI Flavia</u>	1 JUL 1981	1.84 / 6'0"	75 / 165	8:25.59
	Women's Marathon 10km	<u>OBERSON Swann</u>	26 JUL 1986	1.83 / 6'0"	67 / 148	
<u>SUR</u> Suriname	Women's 50m Freestyle	<u>PIGOT Chinyere</u>	1 MAY 1993	1.66 / 5'5"	58 / 128	28.29
<u>SVK</u> Slovakia	Women's 50m Freestyle	<u>MORAVCOVA Martina</u>	16 JAN 1976			25.42
	Women's 100m Freestyle	<u>MORAVCOVA Martina</u>	16 JAN 1976			55.30
	Women's 100m Butterfly	<u>MORAVCOVA Martina</u>	16 JAN 1976			58.68
	Women's 200m Butterfly	<u>SMOLENOVA Denisa</u>	14 FEB 1989			2:13.27
<u>SWE</u> Sweden	Women's 50m Freestyle	<u>ALSHAMMAR Therese</u>	26 AUG 1977	1.80 / 5'11"	63 / 139	24.23
		<u>KAMMERLING Anna-Karin</u>	19 OCT 1980	1.78 / 5'10"	68 / 150	25.23
	Women's 100m Freestyle	<u>LILLHAGE Josefin</u>	15 MAR 1980	1.77 / 5'10"	64 / 141	54.48
	Women's 200m Freestyle	<u>LILLHAGE Josefin</u>	15 MAR 1980	1.77 / 5'10"	64 / 141	1:57.78
		<u>MARKO-VARGA Ida</u>	10 MAR 1985	1.70 / 5'7"	60 / 132	1:59.10
	Women's 400m Freestyle	<u>FAGUNDEZ Gabriella</u>	11 OCT 1985	1.70 / 5'7"	60 / 132	4:10.20
	Women's 800m Freestyle	<u>FAGUNDEZ Gabriella</u>	11 OCT 1985	1.70 / 5'7"	60 / 132	8:41.91
	Women's 4x100m Freestyle Relay	<u>ALSHAMMAR Therese</u>	26 AUG 1977	1.80 / 5'11"	63 / 139	3:39.23
		<u>HEDENSKOG Claire</u>	10 MAR 1980	1.74 / 5'9"		3:39.23
		<u>KAMMERLING Anna-Karin</u>	19 OCT 1980	1.78 / 5'10"	68 / 150	3:39.23
		<u>MARKO-VARGA Ida</u>	10 MAR 1985	1.70 / 5'7"	60 / 132	3:39.23
	Women's 4x200m Freestyle Relay	<u>FAGUNDEZ Gabriella</u>	11 OCT 1985	1.70 / 5'7"	60 / 132	7:58.01
		<u>GRANLUND Petra</u>	15 OCT 1987	1.72 / 5'8"		7:58.01
		<u>LILLHAGE Josefin</u>	15 MAR 1980	1.77 / 5'10"	64 / 141	7:58.01
		<u>MARKO-VARGA Ida</u>	10 MAR 1985	1.70 / 5'7"	60 / 132	7:58.01
	Women's 100m Backstroke	<u>SJOSTROM Sarah</u>	17 AUG 1993	1.78 / 5'10"		1:03.37
	Women's 100m Breaststroke	<u>HOSTMAN Joline</u>	24 SEP 1988	1.73 / 5'8"		1:07.79
		<u>WESTRIN Hanna</u>	25 NOV 1991	1.68 / 5'6"		1:08.30
	Women's 200m Breaststroke	<u>HOSTMAN Joline</u>	24 SEP 1988	1.73 / 5'8"		2:25.38
	Women's 100m Butterfly	<u>SJOSTROM Sarah</u>	17 AUG 1993	1.78 / 5'10"		58.38
	Women's 200m Butterfly	<u>GRANLUND Petra</u>	15 OCT 1987	1.72 / 5'8"		2:10.57
	Women's 4x100m Medley Relay	<u>HOSTMAN Joline</u>	24 SEP 1988	1.73 / 5'8"		4:05.19
		<u>KAMMERLING Anna-Karin</u>	19 OCT 1980	1.78 / 5'10"	68 / 150	4:05.19
		<u>LILLHAGE Josefin</u>	15 MAR 1980	1.77 / 5'10"	64 / 141	4:05.19
		<u>SJOSTROM Sarah</u>	17 AUG 1993	1.78 / 5'10"		4:05.19
	Women's Marathon 10km	<u>BERGLUND Eva</u>	14 FEB 1984	1.64 / 5'5"		2:03:54
<u>SWZ</u> Swaziland	Women's 50m Freestyle	<u>DLAMINI Senele</u>	1 APR 1992	1.78 / 5'10"	52 / 115	30.33
<u>SYR</u> Syrian AR	Women's 50m Freestyle	<u>JUMAH Bayan</u>	13 JAN 1994	1.80 / 5'11"	60 / 132	26.00
<u>TAN</u> UR Tanzania	Women's 50m Freestyle	<u>MOSHI Magdalena Ruth Alex</u>	30 NOV 1990	1.63 / 5'4"	54 / 119	31.47
<u>THA</u> Thailand	Women's 100m Freestyle	<u>JUNKRAJANG Natthanan</u>	13 APR 1986	1.65 / 5'5"	57 / 126	57.10

	Women's 400m Individual Medley	<u>THAVEESUPSOONTHORN Nimitta</u>	17 OCT 1989	1.63 / 5'4"	57 / 126	4:54.47
<u>TJK</u> Tajikistan	Women's 50m Freestyle	<u>IZMAYLOVA Katerina</u>	10 JUN 1977	1.70 / 5'7"	57 / 126	31.00
<u>TKM</u> Turkmenistan	Women's 100m Freestyle	<u>HACHATRYAN Olga</u>	6 JUL 1992	1.63 / 5'4"	63 / 139	1:16.91
<u>TPE</u> Chinese Taipei	Women's 100m Freestyle	<u>NIEH Pin-Chieh</u>	12 JUN 1988	1.65 / 5'5"	61 / 134	57.02
	Women's 200m Freestyle	<u>YANG Chin-Kuei</u>	30 SEP 1987	1.63 / 5'4"	59 / 130	2:01.64
	Women's 400m Freestyle	<u>YANG Chin-Kuei</u>	30 SEP 1987	1.63 / 5'4"	59 / 130	4:16.94
	Women's 100m Butterfly	<u>YANG Chin-Kuei</u>	30 SEP 1987	1.63 / 5'4"	59 / 130	1:01.22
	Women's 200m Butterfly	<u>YANG Chin-Kuei</u>	30 SEP 1987	1.63 / 5'4"	59 / 130	2:13.01
	Women's 200m Individual Medley	<u>LIN Man-Hsu</u>	3 MAR 1989	1.71 / 5'7"	61 / 134	2:19.93
<u>TRI</u> Trinidad&Tobago	Women's 50m Freestyle	<u>McLEAN Sharntelle</u>	1 JUN 1984			26.28
<u>TUN</u> Tunisia	Women's 200m Individual Medley	<u>MATHLOUTHI Maroua</u>	22 AUG 1988	1.60 / 5'3"	58 / 128	2:18.99
	Women's 400m Individual Medley	<u>MATHLOUTHI Maroua</u>	22 AUG 1988	1.60 / 5'3"	58 / 128	4:54.31
<u>TUR</u> Turkey	Women's 100m Breaststroke	<u>GUNAYDIN Dilara Buse</u>	5 JUL 1989	1.70 / 5'7"	57 / 126	1:10.27
	Women's 200m Breaststroke	<u>GUNAYDIN Dilara Buse</u>	5 JUL 1989	1.70 / 5'7"	57 / 126	2:32.10
	Women's 100m Butterfly	<u>ROSENBERGER Iris</u>	16 OCT 1985	1.60 / 5'3"	55 / 121	1:01.02
	Women's 200m Butterfly	<u>GUNENC Gulsah</u>	5 JAN 1985	1.68 / 5'6"	60 / 132	2:15.32
<u>UGA</u> Uganda	Women's 50m Freestyle	<u>NAKITANDA Olivia Aya</u>	27 AUG 1984	1.73 / 5'8"	63 / 139	30.63
<u>UKR</u> Ukraine	Women's 50m Freestyle	<u>SERIKOVA Oksana</u>	11 JUN 1985	1.72 / 5'8"	59 / 130	25.56
	Women's 100m Freestyle	<u>STEPANYUK Darya</u>	22 MAY 1990	1.71 / 5'7"	61 / 134	55.92
	Women's 200m Freestyle	<u>KHUDYAKOVA Nataliya</u>	8 FEB 1985	1.74 / 5'9"	64 / 141	2:02.88
	Women's 400m Freestyle	<u>KHUDYAKOVA Nataliya</u>	8 FEB 1985	1.74 / 5'9"	64 / 141	4:19.67
	Women's 4x100m Freestyle Relay	<u>DIKIDZHI Kateryna</u>	11 JUL 1991	1.76 / 5'9"	60 / 132	3:43.52
		<u>DZERKAL Ganna</u>	18 AUG 1987	1.72 / 5'8"	57 / 126	3:43.52
		<u>KHUDYAKOVA Nataliya</u>	8 FEB 1985	1.74 / 5'9"	64 / 141	3:43.52
		<u>STEPANYUK Darya</u>	22 MAY 1990	1.71 / 5'7"	61 / 134	3:43.52
	Women's 100m Backstroke	<u>AMSHENNIKOVA Iryna</u>	19 MAY 1986	1.74 / 5'9"	58 / 128	1:00.79
		<u>ZUBKOVA Kateryna</u>	14 JUL 1988	1.72 / 5'8"	62 / 137	1:00.86
	Women's 200m Backstroke	<u>AMSHENNIKOVA Iryna</u>	19 MAY 1986	1.74 / 5'9"	58 / 128	2:11.42
		<u>ZUBKOVA Kateryna</u>	14 JUL 1988	1.72 / 5'8"	62 / 137	2:11.68
	Women's 100m Breaststroke	<u>KHLISTUNOVA Anna</u>	27 FEB 1988	1.82 / 6'0"	61 / 134	1:07.27
		<u>PIDLISNA Yuliya</u>	12 MAY 1987	1.71 / 5'7"	59 / 130	1:08.97
	Women's 200m Breaststroke	<u>PIDLISNA Yuliya</u>	12 MAY 1987	1.71 / 5'7"	59 / 130	2:27.81
	Women's 100m Butterfly	<u>ZUBKOVA Kateryna</u>	14 JUL 1988	1.72 / 5'8"	62 / 137	59.11
	Women's 200m Butterfly	<u>KHALA Tetyana</u>	6 MAY 1987	1.76 / 5'9"	62 / 137	2:13.59
	Women's 200m Individual Medley	<u>DZERKAL Ganna</u>	18 AUG 1987	1.72 / 5'8"	57 / 126	2:19.33
	Women's 4x100m Medley Relay	<u>AMSHENNIKOVA Iryna</u>	19 MAY 1986	1.74 / 5'9"	58 / 128	4:05.98
		<u>PIDLISNA Yuliya</u>	12 MAY 1987	1.71 / 5'7"	59 / 130	4:05.98
		<u>STEPANYUK Darya</u>	22 MAY 1990	1.71 / 5'7"	61 / 134	4:05.98
		<u>ZUBKOVA Kateryna</u>	14 JUL 1988	1.72 / 5'8"	62 / 137	4:05.98
	Women's Marathon 10km	<u>SAMORODINA Natalya</u>	17 MAR 1983	1.72 / 5'8"	60 / 132	2:02:35
<u>URU</u> Uruguay	Women's 100m Butterfly	<u>SCANAVINO Antonella</u>	30 OCT 1992	1.66 / 5'5"	60 / 132	1:03.37
<u>USA</u> United States	Women's 50m Freestyle	<u>JOYCE Kara Lynn</u>	25 OCT 1985	1.83 / 6'0"	70 / 154	24.59
		<u>TORRES Dara</u>	15 APR 1967	1.83 / 6'0"	68 / 150	24.25
	Women's 100m Freestyle	<u>COUGHLIN Natalie</u>	23 AUG 1982	1.73 / 5'8"	63 / 139	53.39
		<u>NYMEYER Lacey</u>	29 OCT 1985	1.75 / 5'9"	66 / 146	54.02
	Women's 200m Freestyle	<u>HOFF Katie</u>	3 JUN 1989	1.75 / 5'9"	64 / 141	1:55.88
		<u>SCHMITT Allison</u>	7 JUN 1990	1.85 / 6'1"	73 / 161	1:55.92
	Women's 400m Freestyle	<u>HOFF Katie</u>	3 JUN 1989	1.75 / 5'9"	64 / 141	4:02.20
		<u>ZIEGLER Kate</u>	27 JUN 1988	1.83 / 6'0"	77 / 170	4:03.92
	Women's 800m Freestyle	<u>HOFF Katie</u>	3 JUN 1989	1.75 / 5'9"	64 / 141	8:19.70
		<u>ZIEGLER Kate</u>	27 JUN 1988	1.83 / 6'0"	77 / 170	8:18.52
	Women's 4x100m Freestyle Relay	<u>COUGHLIN Natalie</u>	23 AUG 1982	1.73 / 5'8"	63 / 139	3:35.68
		<u>JOYCE Kara Lynn</u>	25 OCT 1985	1.83 / 6'0"	70 / 154	3:35.68
		<u>NYMEYER Lacey</u>	29 OCT 1985	1.75 / 5'9"	66 / 146	3:35.68
		<u>SILVER Emily</u>	9 OCT 1985	1.80 / 5'11"	70 / 154	3:35.68
		<u>SMIT Julia</u>	14 DEC 1987	1.83 / 6'0"	66 / 146	3:35.68
		<u>TORRES Dara</u>	15 APR 1967	1.83 / 6'0"	68 / 150	3:35.68
	Women's 4x200m Freestyle Relay	<u>BURCKLE Caroline</u>	24 JUN 1986	1.75 / 5'9"	64 / 141	7:50.09
		<u>COUGHLIN Natalie</u>	23 AUG 1982	1.73 / 5'8"	63 / 139	7:50.09
		<u>HOFF Katie</u>	3 JUN 1989	1.75 / 5'9"	64 / 141	7:50.09
		<u>MARSHALL Christine</u>	11 AUG 1986	1.65 / 5'5"	66 / 146	7:50.09
		<u>SCHMITT Allison</u>	7 JUN 1990	1.85 / 6'1"	73 / 161	7:50.09
		<u>SMIT Julia</u>	14 DEC 1987	1.83 / 6'0"	66 / 146	7:50.09
		<u>VANDENBERG Kim</u>	13 DEC 1983	1.73 / 5'8"	59 / 130	7:50.09
	Women's 100m Backstroke	<u>COUGHLIN Natalie</u>	23 AUG 1982	1.73 / 5'8"	63 / 139	58.97

		<u>HOELZER Margaret</u>	30 MAR 1983	1.80 / 5'11"	79 / 174	2:06.09
	Women's 100m Breaststroke	<u>JENDRICK Megan</u>	15 JAN 1984	1.70 / 5'7"	64 / 141	1:07.06
		<u>SONI Rebecca</u>	18 MAR 1987	1.73 / 5'8"	64 / 141	1:06.87
	Women's 200m Breaststroke	<u>BEARD Amanda</u>	29 OCT 1981	1.73 / 5'8"	59 / 130	2:25.13
		<u>SONI Rebecca</u>	18 MAR 1987	1.73 / 5'8"	64 / 141	2:22.60
	Women's 100m Butterfly	<u>BREEDEN Elaine</u>	18 NOV 1988	1.80 / 5'11"	73 / 161	58.03
		<u>MAGNUSON Christine</u>	17 OCT 1985	1.85 / 6'1"	73 / 161	57.50
	Women's 200m Butterfly	<u>BREEDEN Elaine</u>	18 NOV 1988	1.80 / 5'11"	73 / 161	2:06.75
		<u>HERSEY Kathleen</u>	21 FEB 1990	1.80 / 5'11"	64 / 141	2:07.13
	Women's 200m Individual Medley	<u>COUGHLIN Natalie</u>	23 AUG 1982	1.73 / 5'8"	63 / 139	2:09.77
		<u>HOFF Katie</u>	3 JUN 1989	1.75 / 5'9"	64 / 141	2:09.71
	Women's 400m Individual Medley	<u>BEISEL Elizabeth</u>	18 AUG 1992	1.70 / 5'7"	61 / 134	4:32.87
		<u>HOFF Katie</u>	3 JUN 1989	1.75 / 5'9"	64 / 141	4:31.12
	Women's 4x100m Medley Relay	<u>BREEDEN Elaine</u>	18 NOV 1988	1.80 / 5'11"	73 / 161	3:58.31
		<u>HOELZER Margaret</u>	30 MAR 1983	1.80 / 5'11"	79 / 174	3:58.31
		<u>JENDRICK Megan</u>	15 JAN 1984	1.70 / 5'7"	64 / 141	3:58.31
		<u>JOYCE Kara Lynn</u>	25 OCT 1985	1.83 / 6'0"	70 / 154	3:58.31
	Women's Marathon 10km	<u>SUTTON Chloe</u>	3 FEB 1992	1.73 / 5'8"	64 / 141	2:00.48
<u>UZB</u> Uzbekistan	Women's 50m Freestyle	<u>BUGAKOVA Mariya</u>	6 JUL 1985	1.69 / 5'7"	53 / 117	26.29
	Women's 100m Freestyle	<u>SHLEMOVA Irina</u>	25 MAR 1984	1.70 / 5'7"	58 / 128	57.13
<u>VEN</u> Venezuela	Women's 50m Freestyle	<u>SEMECO ARISMENDI Arlene Iradie</u>	11 JAN 1984	1.72 / 5'8"	53 / 117	25.14
	Women's 100m Freestyle	<u>SEMECO ARISMENDI Arlene Iradie</u>	11 JAN 1984	1.72 / 5'8"	53 / 117	55.78
	Women's 400m Freestyle	<u>PINTO PEREZ Yanel Andreina</u>	20 MAY 1989	1.70 / 5'7"	52 / 115	4:19.47
	Women's 800m Freestyle	<u>PINTO PEREZ Andreina del Valle</u>	10 SEP 1981	1.71 / 5'7"	57 / 126	8:37.82
	Women's 100m Backstroke	<u>VOLCAN SMITH Erin Nicole</u>	12 JAN 1984	1.72 / 5'8"	65 / 143	1:03.85
	Women's 200m Backstroke	<u>VOLCAN SMITH Erin Nicole</u>	12 JAN 1984	1.72 / 5'8"	65 / 143	2:14.89
	Women's Marathon 10km	<u>PINTO PEREZ Andreina del Valle</u>	10 SEP 1981	1.71 / 5'7"	57 / 126	2:02.39
<u>ZAM</u> Zambia	Women's 50m Freestyle	<u>HIGHT Ellen Lendra</u>	13 FEB 1981	1.65 / 5'5"	58 / 128	27.57
<u>ZIM</u> Zimbabwe	Women's 100m Backstroke	<u>COVENTRY Kirsty</u>	19 SEP 1983	1.79 / 5'10"	60 / 132	59.42
	Women's 200m Backstroke	<u>COVENTRY Kirsty</u>	19 SEP 1983	1.79 / 5'10"	60 / 132	2:06.39
	Women's 100m Butterfly	<u>BRAND Heather</u>	17 NOV 1982	1.73 / 5'8"	60 / 132	1:00.61
	Women's 200m Individual Medley	<u>COVENTRY Kirsty</u>	19 SEP 1983	1.79 / 5'10"	60 / 132	2:10.08
	Women's 400m Individual Medley	<u>COVENTRY Kirsty</u>	19 SEP 1983	1.79 / 5'10"	60 / 132	4:34.25



MEN  
AS OF 17 AUG 2008



NOC	NOC Name	Event	Name	Date of Birth	Height (m/ft in)	Weight (kg/lbs)	Qual. Time
<u>AHO</u>	Neth. Antilles	Men's 50m Freestyle	<u>DAVELAAR Rodion</u>	6 AUG 1990	1.83 / 6'0"	81 / 179	24.10
<u>ALB</u>	Albania	Men's 50m Freestyle	<u>HOXHA Sidni</u>	6 JAN 1992	1.87 / 6'2"	72 / 159	25.70
<u>ALG</u>	Algeria	Men's 50m Freestyle	<u>ILES Salim</u>	14 MAY 1975	1.88 / 6'2"	88 / 194	22.34
		Men's 100m Freestyle	<u>KEBBAB Nabil</u>	30 DEC 1983	1.98 / 6'6"	90 / 198	49.20
		Men's 200m Freestyle	<u>MEBAREK Mahrez</u>	12 FEB 1985	1.83 / 6'0"	90 / 198	1:52.03
		Men's 100m Breaststroke	<u>DAID Sofiane</u>	6 NOV 1982	1.83 / 6'0"	78 / 172	1:02.11
		Men's 200m Breaststroke	<u>DAID Sofiane</u>	6 NOV 1982	1.83 / 6'0"	78 / 172	2:14.27
		Men's 200m Individual Medley	<u>HAMAMA Mehdi</u>	7 MAY 1985	1.87 / 6'2"	88 / 194	2:05.54
<u>AND</u>	Andorra	Men's 400m Individual Medley	<u>HACIANE CONSTANTIN Hocine</u>	7 JUL 1986	1.71 / 5'7"	68 / 150	4:26.19
<u>ANG</u>	Angola	Men's 100m Butterfly	<u>MATIAS Joao Luis Cardoso</u>	29 SEP 1986	1.75 / 5'9"	68 / 150	57.58
<u>ANT</u>	Antigua&Barbuda	Men's 50m Freestyle	<u>VALENTINE Kareem</u>	11 OCT 1992	1.85 / 6'1"	73 / 161	34.00
<u>ARG</u>	Argentina	Men's 50m Freestyle	<u>MEOLANS Jose Martin</u>	22 JUN 1978	1.96 / 6'5"	94 / 207	22.52
		Men's 100m Freestyle	<u>MEOLANS Jose Martin</u>	22 JUN 1978	1.96 / 6'5"	94 / 207	49.42
		Men's 400m Freestyle	<u>PEREYRA Juan Martin</u>	10 AUG 1980	1.90 / 6'3"	84 / 185	3:55.64
		Men's 1500m Freestyle	<u>PEREYRA Juan Martin</u>	10 AUG 1980	1.90 / 6'3"	84 / 185	15:28.88
		Men's 100m Backstroke	<u>OTERO Eduardo German</u>	4 FEB 1980	1.85 / 6'1"	85 / 187	56.38
		Men's 100m Breaststroke	<u>FERREYRA Sergio Andres</u>	21 MAY 1977	1.82 / 6'0"	80 / 176	1:03.06
		Men's 200m Breaststroke	<u>FERREYRA Sergio Andres</u>	21 MAY 1977	1.82 / 6'0"	80 / 176	2:18.01
		Men's 200m Butterfly	<u>GONZALEZ Andres Jose</u>	25 MAR 1989	1.84 / 6'0"	78 / 172	2:00.82
		Men's Marathon 10km	<u>BLAUM Damian</u>	11 JUN 1981	1.76 / 5'9"	70 / 154	1:59:39
<u>ARM</u>	Armenia	Men's 100m Freestyle	<u>KOLOYAN Mikayel</u>	21 JUN 1983	1.90 / 6'3"	90 / 198	52.70
<u>ARU</u>	Aruba	Men's 100m Freestyle	<u>ROODZANT Jan</u>	6 JAN 1984	1.91 / 6'3"	80 / 176	52.71
<u>ASA</u>	American Samoa	Men's 50m Freestyle	<u>GLENISTER Stewart</u>	12 OCT 1988			26.99
<u>AUS</u>	Australia	Men's 50m Freestyle	<u>CALLUS Ashley</u>	10 MAR 1979	1.88 / 6'2"	85 / 187	22.01
			<u>SULLIVAN Eamon</u>	30 AUG 1985	1.89 / 6'2"	78 / 172	21.28
		Men's 100m Freestyle	<u>SULLIVAN Eamon</u>	30 AUG 1985	1.89 / 6'2"	78 / 172	47.52
			<u>TARGETT Matt</u>	24 DEC 1985	1.98 / 6'6"	90 / 198	48.36
		Men's 200m Freestyle	<u>MONK Kenrick</u>	1 JAN 1988	1.94 / 6'4"	95 / 209	1:47.10
			<u>SPRENGER Nicholas</u>	14 MAY 1985	1.90 / 6'3"	88 / 194	1:47.17
		Men's 400m Freestyle	<u>HACKETT Grant</u>	9 MAY 1980	1.98 / 6'6"	96 / 212	3:43.15
			<u>STEVENS Craig</u>	23 JUL 1980	1.88 / 6'2"	82 / 181	3:46.64
		Men's 1500m Freestyle	<u>HACKETT Grant</u>	9 MAY 1980	1.98 / 6'6"	96 / 212	14:48.65
			<u>STEVENS Craig</u>	23 JUL 1980	1.88 / 6'2"	82 / 181	14:53.18
		Men's 4 x 100m Freestyle Relay	<u>BRODIE Leith</u>	16 JUL 1986	1.87 / 6'2"	84 / 185	3:14.26
			<u>CALLUS Ashley</u>	10 MAR 1979	1.88 / 6'2"	85 / 187	3:14.26
			<u>LAUTERSTEIN Andrew</u>	22 MAY 1987	1.90 / 6'3"	90 / 198	3:14.26
			<u>MURPHY Patrick</u>	22 FEB 1984	1.90 / 6'3"	88 / 194	3:14.26
			<u>SULLIVAN Eamon</u>	30 AUG 1985	1.89 / 6'2"	78 / 172	3:14.26
			<u>TARGETT Matt</u>	24 DEC 1985	1.98 / 6'6"	90 / 198	3:14.26
		Men's 4 x 200m Freestyle Relay	<u>BRITS Grant</u>	11 AUG 1987	1.88 / 6'2"	80 / 176	7:10.05
			<u>BRODIE Leith</u>	16 JUL 1986	1.87 / 6'2"	84 / 185	7:10.05
			<u>FFROST Nick</u>	14 AUG 1986	1.74 / 5'9"	70 / 154	7:10.05
			<u>HACKETT Grant</u>	9 MAY 1980	1.98 / 6'6"	96 / 212	7:10.05
			<u>MURPHY Patrick</u>	22 FEB 1984	1.90 / 6'3"	88 / 194	7:10.05
			<u>PALMER Kirk</u>	12 OCT 1986	1.94 / 6'4"	87 / 192	7:10.05
		Men's 100m Backstroke	<u>DELANEY Ashley</u>	11 APR 1986	1.85 / 6'1"	82 / 181	53.68
			<u>STOECKEL Hayden</u>	10 AUG 1984	1.97 / 6'6"	95 / 209	53.78
		Men's 200m Backstroke	<u>DELANEY Ashley</u>	11 APR 1986	1.85 / 6'1"	82 / 181	1:57.22
			<u>STOECKEL Hayden</u>	10 AUG 1984	1.97 / 6'6"	95 / 209	1:56.75
		Men's 100m Breaststroke	<u>RICKARD Brenton</u>	19 OCT 1983	1.94 / 6'4"	92 / 203	1:00.04
			<u>SPRENGER Christian</u>	19 DEC 1985	1.96 / 6'5"	92 / 203	1:00.22
		Men's 200m Breaststroke	<u>RICKARD Brenton</u>	19 OCT 1983	1.94 / 6'4"	92 / 203	2:09.51
			<u>SPRENGER Christian</u>	19 DEC 1985	1.96 / 6'5"	92 / 203	2:11.02
		Men's 100m Butterfly	<u>LAUTERSTEIN Andrew</u>	22 MAY 1987	1.90 / 6'3"	90 / 198	51.91
			<u>PINE Adam</u>	28 FEB 1976	1.83 / 6'0"	80 / 176	52.13
		Men's 200m Butterfly	<u>NEDERPELT Travis</u>	10 JUN 1985	1.84 / 6'0"	75 / 165	1:56.06
		Men's 200m Individual Medley	<u>BRODIE Leith</u>	16 JUL 1986	1.87 / 6'2"	84 / 185	1:59.90
		Men's 400m Individual Medley	<u>NEDERPELT Travis</u>	10 JUN 1985	1.84 / 6'0"	75 / 165	4:16.31
		Men's 4 x 100m Medley Relay	<u>DELANEY Ashley</u>	11 APR 1986	1.85 / 6'1"	82 / 181	3:34.93
			<u>PINE Adam</u>	28 FEB 1976	1.83 / 6'0"	80 / 176	3:34.93
			<u>SPRENGER Christian</u>	19 DEC 1985	1.96 / 6'5"	92 / 203	3:34.93

<u>AUT</u> Austria	Men's 200m Freestyle	<u>KOLL Dominik</u>	24 DEC 1984	1.84 / 6'0"	70 / 154	1:48.21
	Men's 400m Freestyle	<u>BRANDL David</u>	19 APR 1987	1.86 / 6'1"	83 / 183	3:49.28
	Men's 1500m Freestyle	<u>JANISTYN Florian</u>	22 APR 1988	1.90 / 6'3"	77 / 170	15:34.94
	Men's 4 x 200m Freestyle Relay	<u>BRANDL David</u>	19 APR 1987	1.86 / 6'1"	83 / 183	
		<u>JANISTYN Florian</u>	22 APR 1988	1.90 / 6'3"	77 / 170	
		<u>KOLL Dominik</u>	24 DEC 1984	1.84 / 6'0"	70 / 154	
		<u>ROGAN Markus</u>	4 MAY 1982	1.95 / 6'5"	93 / 205	
	Men's 100m Backstroke	<u>ROGAN Markus</u>	4 MAY 1982	1.95 / 6'5"	93 / 205	53.78
	Men's 200m Backstroke	<u>ROGAN Markus</u>	4 MAY 1982	1.95 / 6'5"	93 / 205	1:55.74
		<u>STOSS Sebastian</u>	14 JAN 1986	1.93 / 6'4"	93 / 205	1:59.27
	Men's 100m Breaststroke	<u>MATE Istvan Hunor</u>	13 MAR 1983	1.85 / 6'1"	84 / 185	1:02.22
	Men's 200m Breaststroke	<u>MATE Istvan Hunor</u>	13 MAR 1983	1.85 / 6'1"	84 / 185	2:13.21
		<u>PODOPRIGORA Maxim</u>	18 APR 1978	1.86 / 6'1"	85 / 187	2:13.13
	Men's 200m Butterfly	<u>JUKIC Dinko</u>	9 JAN 1989	1.93 / 6'4"	84 / 185	1:55.94
	Men's 200m Individual Medley	<u>JUKIC Dinko</u>	9 JAN 1989	1.93 / 6'4"	84 / 185	1:59.65
	Men's 400m Individual Medley	<u>JUKIC Dinko</u>	9 JAN 1989	1.93 / 6'4"	84 / 185	4:17.24
<u>AZE</u> Azerbaijan	Men's 50m Freestyle	<u>ABBASOV Tural</u>	25 APR 1990	1.82 / 6'0"	76 / 168	27.21
<u>BAH</u> Bahamas	Men's 50m Freestyle	<u>BURROWS Elvis Vereance</u>	24 FEB 1989	1.83 / 6'0"	82 / 181	22.88
	Men's 100m Butterfly	<u>KNOWLES Jeremy</u>	30 AUG 1981	1.75 / 5'9"	75 / 165	54.00
	Men's 200m Butterfly	<u>KNOWLES Jeremy</u>	30 AUG 1981	1.75 / 5'9"	75 / 165	1:58.34
	Men's 200m Individual Medley	<u>KNOWLES Jeremy</u>	30 AUG 1981	1.75 / 5'9"	75 / 165	2:02.79
<u>BAN</u> Bangladesh	Men's 100m Backstroke	<u>RANA Mohammad Rubel</u>	2 APR 1983	1.68 / 5'6"	62 / 137	1:02.33
<u>BAR</u> Barbados	Men's 50m Freestyle	<u>FORDE Martyn</u>	28 JUN 1985	1.86 / 6'1"	73 / 161	23.07
	Men's 100m Freestyle	<u>HAYNES Terrence</u>	5 OCT 1984	1.83 / 6'0"	78 / 172	50.71
	Men's 100m Breaststroke	<u>CROSS Andrei</u>	2 JUN 1984	1.86 / 6'1"	86 / 190	1:03.64
	Men's 200m Individual Medley	<u>ALLY Bradley</u>	11 DEC 1984	1.83 / 6'0"	73 / 161	2:00.96
	Men's 400m Individual Medley	<u>ALLY Bradley</u>	11 DEC 1984	1.83 / 6'0"	73 / 161	4:20.99
<u>BEL</u> Belgium	Men's 50m Freestyle	<u>GRANDJEAN Yoris</u>	20 MAR 1989	1.86 / 6'1"	72 / 159	22.51
	Men's 100m Freestyle	<u>GRANDJEAN Yoris</u>	20 MAR 1989	1.86 / 6'1"	72 / 159	49.09
	Men's 200m Freestyle	<u>SURGELOOSE Glenn</u>	4 SEP 1989			1:49.08
	Men's 1500m Freestyle	<u>VANGENEUGDEN Tom</u>	31 JAN 1983	1.88 / 6'2"	72 / 159	15:15.93
	Men's 100m Butterfly	<u>HEERSBRANDT Francois</u>	12 DEC 1989	1.78 / 5'10"	67 / 148	52.83
	Men's 200m Butterfly	<u>FONTEYN Mathieu</u>	14 FEB 1985	1.77 / 5'10"	72 / 159	1:56.86
	Men's Marathon 10km	<u>RYCKEMAN Brian</u>	13 JUL 1984	1.96 / 6'5"	75 / 165	1:05:03
<u>BEN</u> Benin	Men's 50m Freestyle	<u>DANSOU Alois</u>	31 MAR 1982	1.80 / 5'11"	75 / 165	
<u>BER</u> Bermuda	Men's 100m Freestyle	<u>BURCH Roy-Allan</u>	29 NOV 1985	1.85 / 6'1"	77 / 170	52.40
<u>BIH</u> Bosnia & Herzegovina	Men's 100m Butterfly	<u>NIŠIĆ Nedim</u>	7 MAR 1984	1.98 / 6'6"	84 / 185	56.42
<u>BLR</u> Belarus	Men's 50m Freestyle	<u>RADZIONAU Andrei</u>	16 JUN 1985	1.92 / 6'4"	85 / 187	22.72
	Men's 100m Freestyle	<u>NEVEROVSKY Stanislav</u>	7 APR 1981	1.90 / 6'3"	80 / 176	49.80
	Men's 100m Backstroke	<u>SANKOVICH Pavel</u>	29 JUN 1990	1.75 / 5'9"	60 / 132	56.10
	Men's 100m Breaststroke	<u>VABISHCHEVICH Viktor</u>	22 MAR 1989	1.88 / 6'2"	78 / 172	1:02.19
	Men's 100m Butterfly	<u>LAZUKA Evgeny</u>	19 APR 1989	1.88 / 6'2"	81 / 179	53.10
	Men's 4 x 100m Medley Relay	<u>LAZUKA Evgeny</u>	19 APR 1989	1.88 / 6'2"	81 / 179	3:40.63
		<u>NEVEROVSKY Stanislav</u>	7 APR 1981	1.90 / 6'3"	80 / 176	3:40.63
		<u>SANKOVICH Pavel</u>	29 JUN 1990	1.75 / 5'9"	60 / 132	3:40.63
		<u>VABISHCHEVICH Viktor</u>	22 MAR 1989	1.88 / 6'2"	78 / 172	3:40.63
<u>BOL</u> Bolivia	Men's 100m Freestyle	<u>NAVARRO Miguel Angel</u>	14 JAN 1982	1.82 / 6'0"	80 / 176	55.98
<u>BOT</u> Botswana	Men's 50m Freestyle	<u>KAMYUKA John</u>	11 JAN 1989	1.75 / 5'9"	72 / 159	26.40
<u>BRA</u> Brazil	Men's 50m Freestyle	<u>CIELO FILHO Cesar</u>	10 JAN 1987	1.95 / 6'5"	80 / 176	21.84
		<u>SANTOS Nicholas</u>	14 FEB 1980	1.90 / 6'3"	87 / 192	22.12
	Men's 100m Freestyle	<u>CIELO FILHO Cesar</u>	10 JAN 1987	1.95 / 6'5"	80 / 176	48.34
	Men's 200m Freestyle	<u>CASTRO Rodrigo</u>	21 DEC 1978	1.84 / 6'0"	81 / 179	1:48.50
	Men's 4 x 100m Freestyle Relay	<u>CASTRO Rodrigo</u>	21 DEC 1978	1.84 / 6'0"	81 / 179	3:15.90
		<u>CIELO FILHO Cesar</u>	10 JAN 1987	1.95 / 6'5"	80 / 176	3:15.90
		<u>OLIVEIRA Nicolas</u>	4 AUG 1987	1.97 / 6'6"	94 / 207	3:15.90
		<u>SILVA Fernando</u>	7 APR 1986	1.96 / 6'5"	82 / 181	3:15.90
	Men's 4 x 200m Freestyle Relay	<u>CASTRO Rodrigo</u>	21 DEC 1978	1.84 / 6'0"	81 / 179	7:12.27
		<u>MORRISON Phillip</u>	29 DEC 1984			7:12.27
		<u>OLIVEIRA Nicolas</u>	4 AUG 1987	1.97 / 6'6"	94 / 207	7:12.27
		<u>SALATTA Lucas</u>	27 APR 1987	1.76 / 5'9"	75 / 165	7:12.27
	Men's 100m Backstroke	<u>GUIDO Guilherme</u>	12 FEB 1987	1.93 / 6'4"	90 / 198	54.32
	Men's 200m Backstroke	<u>SALATTA Lucas</u>	27 APR 1987	1.76 / 5'9"	75 / 165	1:59.51
	Men's 100m Breaststroke	<u>BARBOSA Henrique</u>	5 JUL 1984	1.95 / 6'5"	84 / 185	1:00.79
		<u>SILVA Felipe</u>	14 MAY 1987	1.86 / 6'1"	90 / 198	1:01.17
	Men's 200m Breaststroke	<u>BARBOSA Henrique</u>	5 JUL 1984	1.95 / 6'5"	84 / 185	2:12.56

		<u>MANGABEIRA Gabriel</u>	31 JAN 1982	1.94 / 6'4"	88 / 194	52.01
	Men's 200m Butterfly	<u>ALMEIDA Kaio</u>	19 OCT 1984	1.74 / 5'9"	75 / 165	1:55.14
	Men's 200m Individual Medley	<u>PEREIRA Thiago</u>	26 JAN 1986	1.87 / 6'2"	84 / 185	1:57.79
	Men's 400m Individual Medley	<u>PEREIRA Thiago</u>	26 JAN 1986	1.87 / 6'2"	84 / 185	4:11.14
	Men's 4 x 100m Medley Relay	<u>ALMEIDA Kalo</u>	19 OCT 1984	1.74 / 5'9"	75 / 165	3:35.81
		<u>GUIDO Guilherme</u>	12 FEB 1987	1.93 / 6'4"	90 / 198	3:35.81
		<u>OLIVEIRA Nicolas</u>	4 AUG 1987	1.97 / 6'6"	94 / 207	3:35.81
		<u>SILVA Felipe</u>	14 MAY 1987	1.86 / 6'1"	90 / 198	3:35.81
	Men's Marathon 10km	<u>CARMO Allan</u>	3 AUG 1989			1:59:38
<u>BRN</u> Bahrain	Men's 50m Freestyle	<u>JASIM Omar</u>	23 SEP 1990	1.68 / 5'6"	64 / 141	
<u>BUL</u> Bulgaria	Men's 1500m Freestyle	<u>STOYCHEV Petar</u>	24 OCT 1976	1.96 / 6'5"	98 / 216	15:35.95
	Men's 100m Breaststroke	<u>ALEXANDROV Mihail</u>	9 APR 1985	1.93 / 6'4"	88 / 194	1:01.04
	Men's 200m Breaststroke	<u>ALEXANDROV Mihail</u>	9 APR 1985	1.93 / 6'4"	88 / 194	2:12.85
	Men's 100m Butterfly	<u>PALAZOV Georgi</u>	4 FEB 1980	1.94 / 6'4"	93 / 205	54.12
	Men's 200m Butterfly	<u>PALAZOV Georgi</u>	4 FEB 1980	1.94 / 6'4"	93 / 205	1:59.77
	Men's 200m Individual Medley	<u>ALEXANDROV Mihail</u>	9 APR 1985	1.93 / 6'4"	88 / 194	2:01.80
	Men's Marathon 10km	<u>STOYCHEV Petar</u>	24 OCT 1976	1.96 / 6'5"	98 / 216	1:59:12
<u>BUR</u> Burkina Faso	Men's 50m Freestyle	<u>YOUGBARE Rene Jacob</u>	31 DEC 1984	1.78 / 5'10"	75 / 165	33.00
<u>CAM</u> Cambodia	Men's 50m Freestyle	<u>HEMTHON Ponloeu</u>	22 OCT 1990	1.72 / 5'8"	61 / 134	28.00
<u>CAN</u> Canada	Men's 50m Freestyle	<u>HORTNESS Richard</u>	23 MAY 1985	1.91 / 6'3"	86 / 190	22.48
	Men's 100m Freestyle	<u>GREENSHIELDS Joel</u>	14 APR 1988	1.93 / 6'4"	80 / 176	49.08
		<u>HAYDEN Brent</u>	21 OCT 1983	1.93 / 6'4"	86 / 190	48.43
	Men's 200m Freestyle	<u>HAYDEN Brent</u>	21 OCT 1983	1.93 / 6'4"	86 / 190	1:47.61
		<u>RUSSELL Colin</u>	2 JUL 1984	1.93 / 6'4"	85 / 187	1:46.99
	Men's 400m Freestyle	<u>COCHRANE Ryan</u>	29 OCT 1988	1.92 / 6'4"	80 / 176	3:47.21
	Men's 1500m Freestyle	<u>COCHRANE Ryan</u>	29 OCT 1988	1.92 / 6'4"	80 / 176	14:50.65
	Men's 4 x 100m Freestyle Relay	<u>GREENSHIELDS Joel</u>	14 APR 1988	1.93 / 6'4"	80 / 176	3:16.91
		<u>HAYDEN Brent</u>	21 OCT 1983	1.93 / 6'4"	86 / 190	3:16.91
		<u>RUSSELL Colin</u>	2 JUL 1984	1.93 / 6'4"	85 / 187	3:16.91
		<u>SAY Rick</u>	18 MAY 1979	1.93 / 6'4"	88 / 194	3:16.91
	Men's 4 x 200m Freestyle Relay	<u>HAYDEN Brent</u>	21 OCT 1983	1.93 / 6'4"	86 / 190	7:10.70
		<u>HURD Andrew</u>	12 AUG 1982	1.90 / 6'3"	82 / 181	7:10.70
		<u>JOHNS Brian</u>	5 AUG 1982	1.85 / 6'1"	80 / 176	7:10.70
		<u>RUSSELL Colin</u>	2 JUL 1984	1.93 / 6'4"	85 / 187	7:10.70
		<u>SAY Rick</u>	18 MAY 1979	1.93 / 6'4"	88 / 194	7:10.70
		<u>STOUI Adam</u>	10 MAY 1982	1.96 / 6'5"	88 / 194	7:10.70
	Men's 100m Backstroke	<u>TAPP Jake</u>	6 AUG 1988	1.93 / 6'4"	91 / 201	55.11
	Men's 200m Backstroke	<u>BEAVERS Keith</u>	9 FEB 1983	1.85 / 6'1"	75 / 165	1:59.42
		<u>ORIWOL Tobias</u>	13 MAY 1985	1.95 / 6'5"	85 / 187	1:59.66
	Men's 100m Breaststroke	<u>BOIS Mathieu</u>	6 JUL 1988	1.60 / 5'3"	70 / 154	1:01.53
		<u>BROWN Mike Andrew</u>	5 MAY 1984	1.85 / 6'1"	87 / 192	1:01.56
	Men's 200m Breaststroke	<u>BOIS Mathieu</u>	6 JUL 1988	1.60 / 5'3"	70 / 154	2:12.75
		<u>BROWN Mike Andrew</u>	5 MAY 1984	1.85 / 6'1"	87 / 192	2:11.01
	Men's 100m Butterfly	<u>BARTOCH Joe</u>	3 JAN 1983	1.90 / 6'3"	98 / 216	52.28
		<u>STOUI Adam</u>	10 MAY 1982	1.96 / 6'5"	88 / 194	52.81
	Men's 200m Butterfly	<u>STOUI Adam</u>	10 MAY 1982	1.96 / 6'5"	88 / 194	1:57.98
	Men's 200m Individual Medley	<u>BEAVERS Keith</u>	9 FEB 1983	1.85 / 6'1"	75 / 165	2:01.10
		<u>JOHNS Brian</u>	5 AUG 1982	1.85 / 6'1"	80 / 176	1:59.45
	Men's 400m Individual Medley	<u>BEAVERS Keith</u>	9 FEB 1983	1.85 / 6'1"	75 / 165	4:16.98
		<u>JOHNS Brian</u>	5 AUG 1982	1.85 / 6'1"	80 / 176	4:17.81
	Men's 4 x 100m Medley Relay	<u>BARTOCH Joe</u>	3 JAN 1983	1.90 / 6'3"	98 / 216	3:34.99
		<u>BROWN Mike Andrew</u>	5 MAY 1984	1.85 / 6'1"	87 / 192	3:34.99
		<u>HAYDEN Brent</u>	21 OCT 1983	1.93 / 6'4"	86 / 190	3:34.99
		<u>TAPP Jake</u>	6 AUG 1988	1.93 / 6'4"	91 / 201	3:34.99
<u>CAY</u> Cayman Islands	Men's 100m Freestyle	<u>FRASER Shaune</u>	29 MAR 1988	1.88 / 6'2"	88 / 194	49.96
	Men's 200m Freestyle	<u>FRASER Shaune</u>	29 MAR 1988	1.88 / 6'2"	88 / 194	1:48.95
	Men's 200m Backstroke	<u>FRASER Brett</u>	28 AUG 1989	1.88 / 6'2"	82 / 181	2:03.74
	Men's 100m Butterfly	<u>FRASER Shaune</u>	29 MAR 1988	1.88 / 6'2"	88 / 194	54.42
<u>CGO</u> Congo	Men's 100m Freestyle	<u>BAKALE Emile Rony</u>	6 OCT 1987			
<u>CHI</u> Chile	Men's 50m Freestyle	<u>ELLIOT Oliver</u>	19 JUN 1987	1.90 / 6'3"	81 / 179	23.06
<u>CHN</u> China	Men's 50m Freestyle	<u>CAI Li</u>	14 AUG 1987	1.82 / 6'0"	72 / 159	22.70
	Men's 100m Freestyle	<u>CHEN Zuo</u>	19 JAN 1982	1.86 / 6'1"	78 / 172	49.49
	Men's 200m Freestyle	<u>ZHANG Enjian</u>	12 DEC 1987	1.87 / 6'2"	76 / 168	1:48.48
	Men's 400m Freestyle	<u>SUN Yang</u>	1 DEC 1991	1.98 / 6'6"	81 / 179	3:47.33
		<u>SUN Yang</u>	1 DEC 1991	1.89 / 6'2"	77 / 170	3:44.97

	Men's 4 x 100m Freestyle Relay	<u>CAI Li</u>	14 AUG 1987	1.82 / 6'0"	72 / 159	3:17.07
		<u>CHEN Zuo</u>	19 JAN 1982	1.86 / 6'1"	78 / 172	3:17.07
		<u>HUANG Shaohua</u>	31 JAN 1984	1.88 / 6'2"	83 / 183	3:17.07
		<u>LU Zhiwu</u>	18 MAR 1989	1.80 / 5'11"	70 / 154	3:17.07
	Men's 4 x 200m Freestyle Relay	<u>SHI Haoran</u>	13 MAY 1990	1.81 / 5'11"	80 / 176	7:16.16
		<u>SUN Yang</u>	1 DEC 1991	1.98 / 6'6"	81 / 179	7:16.16
		<u>ZHANG Enjian</u>	12 DEC 1987	1.87 / 6'2"	76 / 168	7:16.16
		<u>ZHANG Lin</u>	6 JAN 1987	1.89 / 6'2"	77 / 170	7:16.16
	Men's 100m Backstroke	<u>SUN Xiaolei</u>	12 JAN 1986	1.80 / 5'11"	70 / 154	56.31
	Men's 200m Backstroke	<u>DENG Jian</u>	19 OCT 1989	1.82 / 6'0"	75 / 165	2:02.47
	Men's 100m Breaststroke	<u>XUE Rulpeng</u>	20 MAR 1988	1.79 / 5'10"	78 / 172	1:03.04
	Men's 200m Breaststroke	<u>LAI Zhongjian</u>	28 JAN 1988	1.76 / 5'9"	70 / 154	2:13.63
	Men's 100m Butterfly	<u>SHI Feng</u>	6 NOV 1988	1.80 / 5'11"	85 / 187	52.61
	Men's 200m Butterfly	<u>CHEN Yin</u>	29 MAR 1986	1.80 / 5'11"	75 / 165	1:55.62
		<u>WU Peng</u>	16 MAY 1987	1.83 / 6'0"	85 / 187	1:54.82
	Men's 200m Individual Medley	<u>QU Jingyu</u>	29 OCT 1986	1.87 / 6'2"	88 / 194	2:01.38
	Men's Marathon 10km	<u>XIN Tong</u>	6 JAN 1987			1:58:12
<u>CIV</u> Côte d'Ivoire	Men's 50m Freestyle	<u>BROU Kouassi Olivier</u>	16 JUN 1992	1.80 / 5'11"	70 / 154	26.99
<u>CMR</u> Cameroon	Men's 50m Freestyle	<u>BRIGION TOBE Alain</u>	6 NOV 1986			26.00
<u>GOD</u> DR Congo	Men's 50m Freestyle	<u>KEMPOMPO NGANGOLA Stany</u>	8 JAN 1974			1:15.00
<u>COK</u> Cook Islands	Men's 100m Breaststroke	<u>OKOTAI Petero</u>	3 AUG 1981			
<u>COL</u> Colombia	Men's 50m Freestyle	<u>BECERRA Camilo</u>	10 OCT 1980	1.84 / 6'0"	75 / 165	22.63
	Men's 200m Freestyle	<u>GALOFRE Julio Cesar</u>	27 JUL 1987	1.83 / 6'0"	68 / 150	1:51.21
	Men's 100m Backstroke	<u>PINZON Omar</u>	17 JUN 1989	1.85 / 6'1"	85 / 187	56.26
	Men's 200m Backstroke	<u>PINZON Omar</u>	17 JUN 1989	1.85 / 6'1"	85 / 187	2:02.06
	Men's 100m Butterfly	<u>BECERRA Camilo</u>	10 OCT 1980	1.84 / 6'0"	75 / 165	54.18
	Men's 200m Butterfly	<u>PINZON Omar</u>	17 JUN 1989	1.85 / 6'1"	85 / 187	1:58.77
	Men's 200m Individual Medley	<u>PINZON Omar</u>	17 JUN 1989	1.85 / 6'1"	85 / 187	2:05.54
	Men's 400m Individual Medley	<u>PINZON Omar</u>	17 JUN 1989	1.85 / 6'1"	85 / 187	4:22.40
<u>COM</u> Comoros	Men's 50m Freestyle	<u>ATTOUMANE Mohamed</u>	9 SEP 1981			24.54
<u>CRC</u> Costa Rica	Men's 200m Freestyle	<u>MONTOYA Mario</u>	18 AUG 1989	1.95 / 6'5"	84 / 185	1:52.31
<u>CRO</u> Croatia	Men's 50m Freestyle	<u>DRAGANJA Duje</u>	27 FEB 1983	1.97 / 6'6"	86 / 190	21.94
	Men's 100m Freestyle	<u>DRAGANJA Duje</u>	27 FEB 1983	1.97 / 6'6"	86 / 190	48.81
	Men's 200m Freestyle	<u>STRAGA Dominik</u>	20 JUN 1988	1.88 / 6'2"	84 / 185	1:51.53
	Men's 100m Backstroke	<u>KOZULJ Gordan</u>	28 NOV 1976	1.94 / 6'4"	88 / 194	54.93
		<u>STRAHJIA Marko</u>	28 MAY 1975	2.00 / 6'7"	84 / 185	54.67
	Men's 200m Backstroke	<u>KOZULJ Gordan</u>	28 NOV 1976	1.94 / 6'4"	88 / 194	1:58.77
	Men's 100m Breaststroke	<u>ROGULJ Vanja</u>	13 FEB 1982	1.80 / 5'11"	78 / 172	1:01.82
	Men's 100m Butterfly	<u>PUNINSKI Alexel</u>	11 JAN 1985	1.88 / 6'2"	84 / 185	52.61
		<u>TODOROVIC Mario</u>	11 OCT 1988	1.88 / 6'2"	82 / 181	52.63
	Men's 200m Butterfly	<u>ROKI Niksa</u>	8 FEB 1988	1.88 / 6'2"	80 / 176	2:01.56
	Men's 200m Individual Medley	<u>IMPRIC Sasa</u>	9 JAN 1986	1.84 / 6'0"	86 / 190	2:02.35
	Men's 400m Individual Medley	<u>ROKI Niksa</u>	8 FEB 1988	1.88 / 6'2"	80 / 176	4:25.28
	Men's 4 x 100m Medley Relay	<u>DRAGANJA Duje</u>	27 FEB 1983	1.97 / 6'6"	86 / 190	3:36.32
		<u>KOZULJ Gordan</u>	28 NOV 1976	1.94 / 6'4"	88 / 194	3:36.32
		<u>ROGULJ Vanja</u>	13 FEB 1982	1.80 / 5'11"	78 / 172	3:36.32
		<u>TODOROVIC Mario</u>	11 OCT 1988	1.88 / 6'2"	82 / 181	3:36.32
<u>CUB</u> Cuba	Men's 200m Backstroke	<u>MEDEL Pedro</u>	10 SEP 1991	1.86 / 6'1"	70 / 154	2:03.62
<u>CZE</u> Czech Republic	Men's 100m Freestyle	<u>VERNER Martin</u>	15 MAR 1980	1.94 / 6'4"	90 / 198	49.82
	Men's 200m Freestyle	<u>SVOBODA Kvetoslav</u>	25 AUG 1982	1.90 / 6'3"	84 / 185	1:50.25
	Men's 400m Freestyle	<u>SVOBODA Kvetoslav</u>	25 AUG 1982	1.90 / 6'3"	84 / 185	3:54.76
	Men's 100m Backstroke	<u>FUCIK Tomas</u>	23 MAY 1985	1.85 / 6'1"	78 / 172	56.54
	Men's 200m Backstroke	<u>SVOBODA Kvetoslav</u>	25 AUG 1982	1.90 / 6'3"	84 / 185	2:03.24
	Men's 100m Breaststroke	<u>JEDLICKA Jiri</u>	5 FEB 1987	1.87 / 6'2"	81 / 179	1:01.46
	Men's 200m Breaststroke	<u>JEDLICKA Jiri</u>	5 FEB 1987	1.87 / 6'2"	81 / 179	2:14.16
	Men's 100m Butterfly	<u>RUBACEK Michal</u>	19 DEC 1986	1.93 / 6'4"	93 / 205	53.71
	Men's 200m Individual Medley	<u>FUCIK Tomas</u>	23 MAY 1985	1.85 / 6'1"	78 / 172	2:03.57
	Men's Marathon 10km	<u>VITEK Rostislav</u>	6 JAN 1976	1.82 / 6'0"	78 / 172	1:59:35
<u>DEN</u> Denmark	Men's 50m Freestyle	<u>ANDKJAER Jakob Schioett</u>	7 MAY 1985	2.01 / 6'7"	85 / 187	22.49
	Men's 100m Freestyle	<u>ANDKJAER Jakob Schioett</u>	7 MAY 1985	2.01 / 6'7"	85 / 187	49.06
	Men's 200m Freestyle	<u>RUD Jon Raahauge</u>	11 FEB 1986	1.87 / 6'2"	84 / 185	1:50.28
	Men's 400m Freestyle	<u>GLAESNER Mads</u>	18 OCT 1988	1.89 / 6'2"	82 / 181	3:48.39
		<u>RUD Jon Raahauge</u>	11 FEB 1986	1.87 / 6'2"	84 / 185	3:49.96
	Men's 1500m Freestyle	<u>GLAESNER Mads</u>	18 OCT 1988	1.89 / 6'2"	82 / 181	15:12.10
	Men's 200m Breaststroke	<u>CHRISTENSEN Chris</u>	2 MAR 1988	1.89 / 6'2"	82 / 181	2:12.83

	Medley								
<u>DOM</u>	Dominican Rep.	Men's 50m Freestyle	<u>AYALA BENJAMIN Jacinto de Jesus</u>	13 JAN 1987	1.55 / 5'1"	73 / 161	23.04		
<u>ECU</u>	Ecuador	Men's 100m Butterfly	<u>CAMARGO Marco</u>	8 MAY 1989	1.70 / 5'7"	68 / 150	59.37		
<u>EGY</u>	Egypt	Men's 50m Freestyle	<u>EL NADY Mohamed</u>	14 MAR 1985			22.36		
		Men's 100m Butterfly	<u>NADA Ahmed</u>	6 DEC 1986			54.48		
		Men's Marathon 10km	<u>MONIR Mohamed</u>	1 FEB 1984					
<u>ESP</u>	Spain	Men's 50m Freestyle	<u>NORIEGA Javier</u>	23 JUL 1980	1.81 / 5'11"	71 / 157	22.08		
		Men's 1500m Freestyle	<u>RIVERA Marco</u>	20 APR 1983	1.84 / 6'0"	75 / 165	15:08.48		
		Men's 100m Backstroke	<u>WILDEBOER Aschwin</u>	14 FEB 1986	1.85 / 6'1"	79 / 174	54.61		
		Men's 200m Backstroke	<u>WILDEBOER Aschwin</u>	14 FEB 1986	1.85 / 6'1"	79 / 174	1:58.26		
		Men's 100m Breaststroke	<u>ALVAREZ Melquiades</u>	10 AUG 1988	1.84 / 6'0"	80 / 176	1:01.48		
			<u>IRADIER Borja</u>	23 MAR 1980	1.92 / 6'4"	84 / 185	1:01.32		
		Men's 200m Breaststroke	<u>ALVAREZ Melquiades</u>	10 AUG 1988	1.84 / 6'0"	80 / 176	2:13.28		
			<u>GARCIA Sergio</u>	9 OCT 1989	1.88 / 6'2"	80 / 176	2:13.03		
		Men's 100m Butterfly	<u>MUNOZ Rafael</u>	3 MAR 1988	1.90 / 6'3"	77 / 170	52.09		
		Men's 200m Butterfly	<u>NUNEZ Javier</u>	23 APR 1983	1.84 / 6'0"	77 / 170	2:00.87		
		Men's 200m Individual Medley	<u>CABELLO Brenton</u>	28 DEC 1981	1.89 / 6'2"	90 / 198	2:01.10		
		Men's 400m Individual Medley	<u>NUNEZ Javier</u>	23 APR 1983	1.84 / 6'0"	77 / 170	4:16.98		
		Men's Marathon 10km	<u>HERVAS Francisco Jose</u>	16 AUG 1981	1.67 / 5'6"	60 / 132	1:59.40		
<u>EST</u>	Estonia	Men's 50m Freestyle	<u>MALBERG Miko</u>	3 MAY 1985	1.81 / 5'11"	75 / 165	22.71		
		Men's 100m Freestyle	<u>HAUSTOV Danil</u>	13 DEC 1980	1.82 / 6'0"	85 / 187	50.37		
		Men's 200m Freestyle	<u>SIDORKIN Vladimir</u>	9 MAY 1986	1.95 / 6'5"	87 / 192	1:52.12		
		Men's 200m Backstroke	<u>OLVIK Andres</u>	16 APR 1986	1.94 / 6'4"	89 / 196	2:03.12		
		Men's 100m Breaststroke	<u>ALJAND Martti</u>	22 NOV 1987	1.84 / 6'0"	82 / 181	1:02.53		
		Men's 200m Breaststroke	<u>ALJAND Martti</u>	22 NOV 1987	1.84 / 6'0"	82 / 181	2:16.31		
		Men's 200m Individual Medley	<u>LIIVAMAGI Martin</u>	5 JUL 1988	1.83 / 6'0"	80 / 176	2:01.37		
<u>FJI</u>	Fiji	Men's 100m Freestyle	<u>PROBERT Carl</u>	13 SEP 1975	1.85 / 6'1"	83 / 183	52.57		
<u>FIN</u>	Finland	Men's 50m Freestyle	<u>RAJAKYLA Matti</u>	14 AUG 1984	1.89 / 6'2"	85 / 187	22.51		
		Men's 100m Freestyle	<u>RAJAKYLA Matti</u>	14 AUG 1984	1.89 / 6'2"	85 / 187	50.20		
<u>FRA</u>	France	Men's 50m Freestyle	<u>BERNARD Alain</u>	1 MAY 1983	1.96 / 6'5"	90 / 198	21.50		
			<u>LEVEAUX Amaury</u>	2 DEC 1985	2.02 / 6'8"	88 / 194	21.38		
		Men's 100m Freestyle	<u>BERNARD Alain</u>	1 MAY 1983	1.96 / 6'5"	90 / 198	47.50		
			<u>GILOT Fabien</u>	27 APR 1984	1.92 / 6'4"	79 / 174	48.02		
		Men's 200m Freestyle	<u>LEVEAUX Amaury</u>	2 DEC 1985	2.02 / 6'8"	88 / 194	1:46.54		
		Men's 400m Freestyle	<u>ROSTOUCHER Nicolas</u>	15 FEB 1981	1.88 / 6'2"	75 / 165	3:48.07		
			<u>ROUAULT Sebastien</u>	24 FEB 1986	1.82 / 6'0"	75 / 165	3:48.70		
		Men's 1500m Freestyle	<u>ROSTOUCHER Nicolas</u>	15 FEB 1981	1.88 / 6'2"	75 / 165	15:12.29		
			<u>ROUAULT Sebastien</u>	24 FEB 1986	1.82 / 6'0"	75 / 165	15:03.71		
		Men's 4 x 100m Freestyle Relay	<u>BERNARD Alain</u>	1 MAY 1983	1.96 / 6'5"	90 / 198	3:12.54		
			<u>BOUSQUET Frederick</u>	8 APR 1981	1.88 / 6'2"	86 / 190	3:12.54		
			<u>GILOT Fabien</u>	27 APR 1984	1.92 / 6'4"	79 / 174	3:12.54		
			<u>LEVEAUX Amaury</u>	2 DEC 1985	2.02 / 6'8"	88 / 194	3:12.54		
			<u>MALLET Gregory</u>	21 MAR 1984	1.96 / 6'5"	82 / 181	3:12.54		
			<u>STEIMETZ Boris</u>	27 JUL 1987	1.87 / 6'2"	75 / 165	3:12.54		
		Men's 4 x 200m Freestyle Relay	<u>BODET Sebastien</u>	31 OCT 1985	1.85 / 6'1"	80 / 176	7:19.72		
			<u>LEFERT Clement</u>	26 SEP 1987	1.85 / 6'1"	73 / 161	7:19.72		
			<u>LEVEAUX Amaury</u>	2 DEC 1985	2.02 / 6'8"	88 / 194	7:19.72		
			<u>MADELAINIE Matthieu</u>	24 NOV 1983	1.93 / 6'4"	90 / 198	7:19.72		
		Men's 100m Backstroke	<u>STASULIS Benjamin</u>	20 JUL 1986	1.86 / 6'1"	80 / 176	55.17		
		Men's 200m Backstroke	<u>DUFOUR Simon</u>	20 FEB 1979	1.81 / 5'11"	77 / 170	1:59.52		
			<u>ROGER Pierre</u>	8 FEB 1983	1.97 / 6'6"	87 / 192	1:58.42		
		Men's 100m Breaststroke	<u>DUBOSCQ Hugues</u>	29 AUG 1981	1.91 / 6'3"	84 / 185	59.78		
		Men's 200m Breaststroke	<u>DUBOSCQ Hugues</u>	29 AUG 1981	1.91 / 6'3"	84 / 185	2:09.72		
			<u>NICOLARDOT Julien</u>	13 DEC 1981	1.92 / 6'4"	87 / 192	2:13.21		
		Men's 100m Butterfly	<u>BOUSQUET Frederick</u>	8 APR 1981	1.88 / 6'2"	86 / 190	51.50		
			<u>LEBON Christophe</u>	8 NOV 1982	1.88 / 6'2"	78 / 172	52.25		
		Men's 200m Butterfly	<u>LEBON Christophe</u>	8 NOV 1982	1.88 / 6'2"	78 / 172	1:56.54		
		Men's 400m Individual Medley	<u>HENRI Pierre</u>	25 FEB 1983	1.83 / 6'0"	74 / 163	4:17.80		
		Men's 4 x 100m Medley Relay	<u>DUBOSCQ Hugues</u>	29 AUG 1981	1.91 / 6'3"	84 / 185	3:37.85		
			<u>GILOT Fabien</u>	27 APR 1984	1.92 / 6'4"	79 / 174	3:37.85		
			<u>LEBON Christophe</u>	8 NOV 1982	1.88 / 6'2"	78 / 172	3:37.85		
			<u>STASULIS Benjamin</u>	20 JUL 1986	1.86 / 6'1"	80 / 176	3:37.85		
			<u>RONDY Gilles</u>	4 SEP 1981	1.82 / 6'0"	72 / 159	1:53:39		
		Men's Marathon 10km	<u>HADLEY Kerson</u>	22 MAY 1989	1.71 / 5'7"	50 / 110	25.80		
<u>FSM</u>	Micronesia	Men's 50m Freestyle	<u>FOSTER Mark</u>	12 MAY 1970	1.98 / 6'6"	93 / 205	21.96		
<u>GBR</u>	Great Britain	Men's 50m Freestyle	<u>DAVENPORT Ross</u>	23 MAY 1984	1.88 / 6'2"	76 / 168	1:47.03		
		Men's 200m Freestyle	<u>RENEWICK Robbie</u>	21 JUL 1988	1.85 / 6'1"	80 / 176	1:47.70		

Men's 1500m Freestyle	<u>CHARLESWORTH Richard</u>	26 OCT 1988	1.94 / 6'4"	88 / 194	15:09.97
	<u>DAVIES David</u>	3 MAR 1985	1.88 / 6'2"	81 / 179	14:54.28
Men's 4 x 100m Freestyle Relay	<u>BROWN Adam</u>	16 JAN 1989	1.95 / 6'5"	86 / 190	3:18.96
	<u>BURNETT Simon</u>	14 APR 1983	1.89 / 6'2"	83 / 183	3:18.96
	<u>DAVENPORT Ross</u>	23 MAY 1984	1.88 / 6'2"	76 / 168	3:18.96
	<u>HOCKIN Benjamin</u>	27 SEP 1986	1.95 / 6'5"	92 / 203	3:18.96
Men's 4 x 200m Freestyle Relay	<u>CARRY David</u>	8 OCT 1981	1.85 / 6'1"	77 / 170	7:11.28
	<u>DAVENPORT Ross</u>	23 MAY 1984	1.88 / 6'2"	76 / 168	7:11.28
	<u>HUNTER Andrew</u>	25 JUL 1986	1.93 / 6'4"	89 / 196	7:11.28
	<u>RENWICK Robbie</u>	21 JUL 1988	1.85 / 6'1"	80 / 176	7:11.28
Men's 100m Backstroke	<u>TAIT Gregor</u>	20 APR 1979	1.82 / 6'0"	74 / 163	54.22
	<u>TANCOCK Liam</u>	7 MAY 1985	1.83 / 6'0"	81 / 179	53.46
Men's 200m Backstroke	<u>TAIT Gregor</u>	20 APR 1979	1.82 / 6'0"	74 / 163	1:56.27
Men's 100m Breaststroke	<u>COOK Christopher</u>	5 MAY 1979	1.80 / 5'11"	76 / 168	59.88
	<u>GILCHRIST Kristopher</u>	3 DEC 1983	1.88 / 6'2"	80 / 176	1:01.06
Men's 200m Breaststroke	<u>GILCHRIST Kristopher</u>	3 DEC 1983	1.88 / 6'2"	80 / 176	2:10.32
	<u>KIRTON James</u>	10 APR 1985	1.88 / 6'2"	77 / 170	2:12.93
Men's 100m Butterfly	<u>COOPER Todd</u>	25 JUN 1983	1.83 / 6'0"	73 / 161	52.33
	<u>ROCK Michael</u>	13 MAR 1987	1.78 / 5'10"	79 / 174	52.28
Men's 200m Butterfly	<u>ROCK Michael</u>	13 MAR 1987	1.78 / 5'10"	79 / 174	1:56.92
Men's 200m Individual Medley	<u>GODDARD James</u>	30 MAR 1983	1.83 / 6'0"	80 / 176	1:57.72
	<u>TANCOCK Liam</u>	7 MAY 1985	1.83 / 6'0"	81 / 179	1:57.79
Men's 400m Individual Medley	<u>DALE Euan</u>	18 DEC 1985	1.83 / 6'0"	74 / 163	4:16.33
	<u>HAFFIELD Thomas</u>	28 JAN 1988	1.79 / 5'10"	68 / 150	4:12.59
Men's 4 x 100m Medley Relay	<u>BURNETT Simon</u>	14 APR 1983	1.89 / 6'2"	83 / 183	3:36.18
	<u>COOK Christopher</u>	5 MAY 1979	1.80 / 5'11"	76 / 168	3:36.18
	<u>ROCK Michael</u>	13 MAR 1987	1.78 / 5'10"	79 / 174	3:36.18
	<u>TANCOCK Liam</u>	7 MAY 1985	1.83 / 6'0"	81 / 179	3:36.18
Men's Marathon 10km	<u>DAVIES David</u>	3 MAR 1985	1.88 / 6'2"	81 / 179	1:53.24
Men's 200m Freestyle	<u>REVISHVILI Irakli</u>	3 NOV 1989	1.79 / 5'10"	74 / 163	1:53.85
Men's 50m Freestyle	<u>DEIBLER Steffen</u>	10 JUL 1987	1.85 / 6'1"	78 / 172	22.11
	<u>EL-MASRI Rafeed Ziad</u>	10 AUG 1982	1.92 / 6'4"	88 / 194	22.11
Men's 100m Freestyle	<u>DEIBLER Steffen</u>	10 JUL 1987	1.85 / 6'1"	78 / 172	48.55
Men's 200m Freestyle	<u>BIEDERMANN Paul</u>	7 AUG 1986	1.93 / 6'4"	93 / 205	1:46.37
Men's 400m Freestyle	<u>BIEDERMANN Paul</u>	7 AUG 1986	1.93 / 6'4"	93 / 205	3:47.71
	<u>KUBUSCH Christian</u>	26 APR 1988	1.94 / 6'4"	86 / 190	3:47.96
Men's 1500m Freestyle	<u>KUBUSCH Christian</u>	26 APR 1988	1.94 / 6'4"	86 / 190	15:13.71
Men's 4 x 100m Freestyle Relay	<u>BIEDERMANN Paul</u>	7 AUG 1986	1.93 / 6'4"	93 / 205	3:19.00
	<u>DEIBLER Steffen</u>	10 JUL 1987	1.85 / 6'1"	78 / 172	3:19.00
	<u>SCHREIBER Jens</u>	26 AUG 1982	1.93 / 6'4"	83 / 183	3:19.00
	<u>STARKE Benjamin</u>	25 NOV 1986	1.88 / 6'2"	84 / 185	3:19.00
Men's 4 x 200m Freestyle Relay	<u>BIEDERMANN Paul</u>	7 AUG 1986	1.93 / 6'4"	93 / 205	7:19.22
	<u>HERBST Stefan</u>	17 MAY 1978	1.97 / 6'6"	97 / 214	7:19.22
	<u>KUBUSCH Christian</u>	26 APR 1988	1.94 / 6'4"	86 / 190	7:19.22
Men's 100m Backstroke	<u>STARKE Benjamin</u>	25 NOV 1986	1.88 / 6'2"	84 / 185	7:19.22
	<u>MEEUW Helge</u>	29 AUG 1984	1.77 / 5'10"	74 / 163	53.10
	<u>RUPPRATH Thomas</u>	16 MAR 1977	1.82 / 6'0"	78 / 172	54.16
Men's 200m Backstroke	<u>MEEUW Helge</u>	29 AUG 1984	1.77 / 5'10"	74 / 163	1:57.92
Men's 100m Butterfly	<u>RUPPRATH Thomas</u>	16 MAR 1977	1.82 / 6'0"	78 / 172	52.05
	<u>STARKE Benjamin</u>	25 NOV 1986	1.88 / 6'2"	84 / 185	52.23
Men's 200m Individual Medley	<u>DEIBLER Markus</u>	28 JAN 1990	1.95 / 6'5"	94 / 207	2:02.23
Men's Marathon 10km	<u>LURZ Thomas</u>	28 NOV 1979	1.83 / 6'0"	76 / 168	1:53:27
Men's 50m Freestyle	<u>TSAGKARAKIS Apostolos</u>	19 FEB 1982	1.94 / 6'4"	97 / 214	22.39
Men's 100m Freestyle	<u>GRIGORIADIS Aristeidis</u>	6 DEC 1985	1.96 / 6'5"	76 / 168	50.49
Men's 200m Freestyle	<u>ZISIMOS Andreas</u>	31 DEC 1983	1.85 / 6'1"	65 / 143	1:48.73
Men's 400m Freestyle	<u>GIANNIOTIS Spyridon</u>	19 FEB 1980	1.85 / 6'1"	72 / 159	3:49.66
Men's 1500m Freestyle	<u>GIANNIOTIS Spyridon</u>	19 FEB 1980	1.85 / 6'1"	72 / 159	15:07.31
Men's 4 x 200m Freestyle Relay	<u>DEMETIS Vasileios</u>	12 MAY 1983	1.81 / 5'11"	75 / 165	7:19.57
	<u>GIANNOULIS Ioannis</u>	8 JAN 1988	1.76 / 5'9"	76 / 168	7:19.57
	<u>XYLOURIS Nikolaos</u>	5 APR 1982	1.88 / 6'2"	78 / 172	7:19.57
	<u>ZISIMOS Andreas</u>	31 DEC 1983	1.85 / 6'1"	65 / 143	7:19.57
Men's 100m Backstroke	<u>GRIGORIADIS Aristeidis</u>	6 DEC 1985	1.96 / 6'5"	76 / 168	54.27
Men's 200m Backstroke	<u>CHASIOTIS Dimitrios</u>	27 JUN 1986	1.86 / 6'1"	80 / 176	1:59.95
Men's 100m Breaststroke	<u>ALYFANTIS Romanos Iasonas</u>	21 MAR 1986	1.83 / 6'0"	73 / 161	1:00.39
Men's 200m Breaststroke	<u>ALYFANTIS Romanos Iasonas</u>	21 MAR 1986	1.83 / 6'0"	73 / 161	2:14.57

GEO Georgia  
GER Germany

GRE Greece

	Men's 200m Individual Medley	<u>KOKKODIS Ioannis</u>	8 JAN 1981	1.92 / 6'4"	83 / 183	2:01.47
	Men's 400m Individual Medley	<u>ALYFANTIS Romanos Iasonas</u>	21 MAR 1986	1.83 / 6'0"	73 / 161	4:18.03
	Men's Marathon 10km	<u>DEMETIS Vasilelos</u>	12 MAY 1983	1.81 / 5'11"	75 / 165	4:16.83
	Men's 50m Freestyle	<u>GIANNIOTIS Spyridon</u>	19 FEB 1980	1.85 / 6'1"	72 / 159	1:53:39
<u>GUI</u> Guinea	Men's 100m Freestyle	<u>CISSE Mamadou</u>	2 JUN 1986	1.74 / 5'9"	68 / 150	28.56
<u>GUM</u> Guam	Men's 50m Freestyle	<u>DUENAS Christopher</u>	22 OCT 1991	1.78 / 5'10"	70 / 154	52.28
<u>GUY</u> Guyana	Men's 200m Butterfly	<u>ROBERTS Niall</u>	22 APR 1991	1.77 / 5'10"	65 / 143	25.37
<u>HON</u> Honduras	Men's 50m Freestyle	<u>HERNANDEZ MARADIAGA Javier</u>	8 MAY 1988	1.74 / 5'9"	66 / 146	2:02.47
<u>HUN</u> Hungary	Men's 200m Freestyle	<u>TAKACS Krisztian</u>	30 DEC 1985	1.85 / 6'1"	78 / 172	21.97
	Men's 100m Freestyle	<u>MAKANY Balazs</u>	23 MAY 1987	1.90 / 6'3"	90 / 198	49.79
	Men's 200m Freestyle	<u>KOVACS Norbert</u>	13 FEB 1988	1.80 / 5'11"	72 / 159	1:49.91
	Men's 400m Freestyle	<u>GERCSAK Balazs</u>	14 OCT 1986	1.78 / 5'10"	70 / 154	3:52.21
	Men's 1500m Freestyle	<u>KIS Gergo</u>	19 JAN 1988	1.83 / 6'0"	72 / 159	15:08.20
	Men's 4 x 200m Freestyle Relay	<u>KEREKJARTO Tamas</u>	9 JUL 1979	1.85 / 6'1"	81 / 179	7:10.96
		<u>KIS Gergo</u>	19 JAN 1988	1.83 / 6'0"	72 / 159	7:10.96
		<u>KOVACS Norbert</u>	13 FEB 1988	1.80 / 5'11"	72 / 159	7:10.96
		<u>KOZMA Dominik</u>	10 APR 1991	1.91 / 6'3"	77 / 170	7:10.96
	Men's 100m Backstroke	<u>RUDOLF Roland</u>	6 AUG 1985	1.92 / 6'4"	78 / 172	56.22
	Men's 200m Backstroke	<u>BALOG Gabor</u>	2 SEP 1990	1.80 / 5'11"		1:59.00
		<u>RUDOLF Roland</u>	6 AUG 1985	1.92 / 6'4"	78 / 172	1:59.00
	Men's 100m Breaststroke	<u>BODOR Richard</u>	10 MAR 1979	1.82 / 6'0"	73 / 161	1:01.25
		<u>GYURTA Daniel</u>	4 MAY 1989	1.84 / 6'0"	77 / 170	1:01.32
	Men's 200m Breaststroke	<u>GYURTA Daniel</u>	4 MAY 1989	1.84 / 6'0"	77 / 170	2:10.71
	Men's 100m Butterfly	<u>MADARASSY Adam</u>	14 MAR 1985	1.86 / 6'1"	72 / 159	54.28
	Men's 200m Butterfly	<u>CSEH Laszlo</u>	3 DEC 1985	1.90 / 6'3"	81 / 179	1:56.56
		<u>KEREKJARTO Tamas</u>	9 JUL 1979	1.85 / 6'1"	81 / 179	1:57.54
		<u>CSEH Laszlo</u>	3 DEC 1985	1.90 / 6'3"	81 / 179	1:56.92
	Men's 200m Individual Medley	<u>KEREKJARTO Tamas</u>	9 JUL 1979	1.85 / 6'1"	81 / 179	1:59.51
		<u>CSEH Laszlo</u>	3 DEC 1985	1.90 / 6'3"	81 / 179	4:07.56
	Men's 400m Individual Medley	<u>CSEH Laszlo</u>	3 DEC 1985	1.90 / 6'3"	81 / 179	4:07.56
		<u>KIS Gergo</u>	19 JAN 1988	1.83 / 6'0"	72 / 159	4:14.17
	Men's Marathon 10km	<u>GERCSAK Csaba</u>	19 AUG 1988	1.71 / 5'7"	65 / 143	1:50:00
<u>INA</u> Indonesia	Men's 200m Butterfly	<u>UTOMO Donny Budiarto</u>	13 MAR 1979	1.72 / 5'8"	55 / 121	2:00.81
<u>IND</u> India	Men's 50m Freestyle	<u>KHADE Virdhawal</u>	29 AUG 1991	1.91 / 6'3"	83 / 183	22.69
	Men's 100m Freestyle	<u>KHADE Virdhawal</u>	29 AUG 1991	1.91 / 6'3"	83 / 183	50.49
	Men's 200m Freestyle	<u>KHADE Virdhawal</u>	29 AUG 1991	1.91 / 6'3"	83 / 183	1:50.35
	Men's 100m Breaststroke	<u>SEJWAL Sandeep</u>	23 JAN 1989	1.81 / 5'11"	74 / 163	1:03.58
	Men's 200m Breaststroke	<u>SEJWAL Sandeep</u>	23 JAN 1989	1.81 / 5'11"	74 / 163	2:18.23
	Men's 100m Butterfly	<u>POSERIA Ankur</u>	16 MAR 1987	1.85 / 6'1"	80 / 176	53.68
	Men's 200m Butterfly	<u>PONCHA Rehan Jehangir</u>	3 AUG 1986	1.80 / 5'11"	68 / 150	2:01.40
<u>IRI</u> Iran	Men's 100m Breaststroke	<u>ALIREZAEI Mohammad</u>	27 JUL 1985	1.93 / 6'4"	76 / 168	1:02.98
<u>IRL</u> Ireland	Men's 100m Breaststroke	<u>BREE Andrew</u>	16 MAR 1981	2.00 / 6'7"	95 / 209	1:01.83
	Men's 200m Breaststroke	<u>BREE Andrew</u>	16 MAR 1981	2.00 / 6'7"	95 / 209	2:13.15
	Men's 200m Individual Medley	<u>BREE Andrew</u>	16 MAR 1981	2.00 / 6'7"	95 / 209	2:04.43
<u>ISL</u> Iceland	Men's 50m Freestyle	<u>ARNASON Arni Mar</u>	9 OCT 1987	1.94 / 6'4"	85 / 187	23.13
	Men's 100m Freestyle	<u>ARNARSON Orn</u>	31 AUG 1981	1.93 / 6'4"	87 / 192	49.97
	Men's 100m Backstroke	<u>ARNARSON Orn</u>	31 AUG 1981	1.93 / 6'4"	87 / 192	56.04
	Men's 100m Breaststroke	<u>SVEINSSON Jakob Johann</u>	24 NOV 1982	1.86 / 6'1"	80 / 176	1:02.45
	Men's 200m Breaststroke	<u>SVEINSSON Jakob Johann</u>	24 NOV 1982	1.86 / 6'1"	80 / 176	2:16.01
	Men's 100m Butterfly	<u>REYNISSON Hjortur Mar</u>	28 MAR 1983	1.81 / 5'11"	75 / 165	54.32
	Men's 100m Freestyle	<u>SHAPIRA BAR-OR Nimrod</u>	25 APR 1989			50.17
<u>ISR</u> Israel	Men's 200m Freestyle	<u>SHAPIRA BAR-OR Nimrod</u>	25 APR 1989			1:48.76
	Men's 100m Backstroke	<u>BARNEA Guy</u>	9 SEP 1987	1.79 / 5'10"	73 / 161	54.90
	Men's 200m Backstroke	<u>CHAMMAH Itai</u>	11 NOV 1985	1.81 / 5'11"	75 / 165	2:02.93
	Men's 100m Breaststroke	<u>BEERI Tom</u>	17 MAY 1986	1.87 / 6'2"	79 / 174	1:02.73
	Men's 200m Breaststroke	<u>BEERI Tom</u>	17 MAY 1986	1.87 / 6'2"	79 / 174	2:13.34
	Men's 100m Butterfly	<u>MANDEL Alon</u>	23 AUG 1988	1.87 / 6'2"	76 / 168	53.94
	Men's 200m Butterfly	<u>MANDEL Alon</u>	23 AUG 1988	1.87 / 6'2"	76 / 168	1:59.79
	Men's 200m Individual Medley	<u>NEVO Gal</u>	29 JUN 1987	1.76 / 5'9"	72 / 159	2:02.43
	Men's 400m Individual Medley	<u>NEVO Gal</u>	29 JUN 1987	1.76 / 5'9"	72 / 159	4:24.17
<u>ISV</u> Virgin Isl, US	Men's 50m Freestyle	<u>LABAN Joshua</u>	25 DEC 1982	1.90 / 6'3"	80 / 176	23.12
<u>ITA</u> Italy	Men's 50m Freestyle	<u>CALVI Alessandro</u>	1 FEB 1983	1.91 / 6'3"	75 / 165	22.75
	Men's 100m Freestyle	<u>GALENDI Christian</u>	18 JAN 1982	1.80 / 5'11"	81 / 179	49.11
		<u>MAGNINI Filippo</u>	2 FEB 1982	1.86 / 6'1"	75 / 165	48.35
	Men's 200m Freestyle	<u>BREMBILLA Emiliano</u>	21 DEC 1978	1.85 / 6'1"	78 / 172	1:47.82
		<u>ROSOLINO Massimiliano</u>	11 JUL 1978	1.92 / 6'4"	88 / 194	1:47.18
		<u>COBERTAI DO Federico</u>	17 OCT 1988	1.82 / 6'0"	67 / 148	3:45.20

		<u>PIZZETTI Samuele</u>	16 OCT 1986	1.87 / 6'2"	68 / 150	15:05.55
	Men's 4 x 100m Freestyle Relay	<u>BELOTTI Marco</u>	29 NOV 1988	1.84 / 6'0"	70 / 154	3:14.04
		<u>CALVI Alessandro</u>	1 FEB 1983	1.91 / 6'3"	75 / 165	3:14.04
		<u>GALEA Christian</u>	18 JAN 1982	1.80 / 5'11"	81 / 179	3:14.04
		<u>MAGNINI Filippo</u>	2 FEB 1982	1.86 / 6'1"	75 / 165	3:14.04
		<u>SANTUCCI Michele</u>	30 MAY 1989	1.88 / 6'2"	82 / 181	3:14.04
	Men's 4 x 200m Freestyle Relay	<u>BELOTTI Marco</u>	29 NOV 1988	1.84 / 6'0"	70 / 154	7:09.94
		<u>BREMBILLA Emiliano</u>	21 DEC 1978	1.85 / 6'1"	78 / 172	7:09.94
		<u>CASSIO Nicola</u>	9 JUL 1985	1.87 / 6'2"	76 / 168	7:09.94
		<u>MAGNINI Filippo</u>	2 FEB 1982	1.86 / 6'1"	75 / 165	7:09.94
		<u>ROSOLINO Massimiliano</u>	11 JUL 1978	1.92 / 6'4"	88 / 194	7:09.94
	Men's 100m Backstroke	<u>LESTINGI Damiano</u>	22 APR 1989	1.84 / 6'0"	71 / 157	55.12
		<u>di TORA Mirco</u>	19 MAY 1986	1.88 / 6'2"	83 / 183	54.75
	Men's 200m Backstroke	<u>AVERSA Mattia</u>	23 JUL 1986	1.79 / 5'10"	71 / 157	1:58.85
		<u>LESTINGI Damiano</u>	22 APR 1989	1.84 / 6'0"	71 / 157	1:58.59
	Men's 100m Breaststroke	<u>TERRIN Alessandro</u>	11 JUL 1985			1:01.54
	Men's 200m Breaststroke	<u>BOSSINI Paolo</u>	29 JUN 1985	1.88 / 6'2"	81 / 179	2:12.18
		<u>FACCI Loris</u>	13 AUG 1983	1.77 / 5'10"	72 / 159	2:11.03
	Men's 100m Butterfly	<u>NALESSO Mattia</u>	13 FEB 1981	1.84 / 6'0"	80 / 176	53.48
	Men's 200m Butterfly	<u>BENI Niccolò</u>	9 JUL 1986	1.85 / 6'1"	70 / 154	1:56.99
	Men's 200m Individual Medley	<u>BOGGIATTO Alessio</u>	18 JAN 1981	1.90 / 6'3"	80 / 176	2:00.55
	Men's 400m Individual Medley	<u>BOGGIATTO Alessio</u>	18 JAN 1981	1.90 / 6'3"	80 / 176	4:15.85
		<u>MARIN Luca</u>	9 APR 1986	1.86 / 6'1"	80 / 176	4:09.88
	Men's 4 x 100m Medley Relay	<u>MAGNINI Filippo</u>	2 FEB 1982	1.86 / 6'1"	75 / 165	3:37.54
		<u>NALESSO Mattia</u>	13 FEB 1981	1.84 / 6'0"	80 / 176	3:37.54
		<u>TERRIN Alessandro</u>	11 JUL 1985			3:37.54
		<u>di TORA Mirco</u>	19 MAY 1986	1.88 / 6'2"	83 / 183	3:37.54
	Men's Marathon 10km	<u>CLERI Valerio</u>	19 JUN 1981	1.77 / 5'10"	76 / 168	1:53:38
<u>JAM</u> Jamaica	Men's 50m Freestyle	<u>ATKINSON Jevon</u>	3 APR 1984			23.07
<u>JOR</u> Jordan	Men's 50m Freestyle	<u>HAMADEH Anas</u>	12 MAR 1989	1.73 / 5'8"	71 / 157	24.79
<u>JPN</u> Japan	Men's 100m Freestyle	<u>SATO Hisayoshi</u>	12 JAN 1987	1.79 / 5'10"	70 / 154	49.22
	Men's 200m Freestyle	<u>OKUMURA Yoshihiro</u>	9 MAY 1983	1.82 / 6'0"	75 / 165	1:47.70
		<u>UCHIDA Sho</u>	28 SEP 1987	1.82 / 6'0"	83 / 183	1:48.57
	Men's 400m Freestyle	<u>MATSUDA Takeshi</u>	23 JUN 1984	1.84 / 6'0"	83 / 183	3:47.36
	Men's 1500m Freestyle	<u>MATSUDA Takeshi</u>	23 JUN 1984	1.84 / 6'0"	83 / 183	15:06.28
	Men's 4 x 100m Freestyle Relay	<u>FUJII Takuro</u>	21 APR 1985	1.84 / 6'0"	75 / 165	3:19.70
		<u>KISHIDA Masayuki</u>	24 NOV 1985	1.81 / 5'11"	75 / 165	3:19.70
		<u>OKUMURA Yoshihiro</u>	9 MAY 1983	1.82 / 6'0"	75 / 165	3:19.70
		<u>SATO Hisayoshi</u>	12 JAN 1987	1.79 / 5'10"	70 / 154	3:19.70
	Men's 4 x 200m Freestyle Relay	<u>MATSUMOTO Hisato</u>	5 OCT 1984	1.84 / 6'0"	82 / 181	7:17.46
		<u>MONONOBE Yasunori</u>	30 MAY 1985	1.80 / 5'11"	70 / 154	7:17.46
		<u>OKUMURA Yoshihiro</u>	9 MAY 1983	1.82 / 6'0"	75 / 165	7:17.46
		<u>UCHIDA Sho</u>	28 SEP 1987	1.82 / 6'0"	83 / 183	7:17.46
	Men's 100m Backstroke	<u>MIYASHITA Junichi</u>	17 OCT 1983	1.82 / 6'0"	72 / 159	54.37
		<u>MORITA Tomomi</u>	22 AUG 1984	1.69 / 5'7"	68 / 150	54.00
	Men's 200m Backstroke	<u>IRIE Ryosuke</u>	24 JAN 1990	1.77 / 5'10"	61 / 134	1:57.30
		<u>NAKANO Takashi</u>	21 JUL 1984	1.73 / 5'8"	64 / 141	1:58.14
	Men's 100m Breaststroke	<u>KITAJIMA Kosuke</u>	22 SEP 1982	1.78 / 5'10"	73 / 161	59.66
		<u>SUENAGA Yuta</u>	7 APR 1985	1.78 / 5'10"	72 / 159	1:00.72
	Men's 200m Breaststroke	<u>KITAJIMA Kosuke</u>	22 SEP 1982	1.78 / 5'10"	73 / 161	2:08.84
		<u>SUENAGA Yuta</u>	7 APR 1985	1.78 / 5'10"	72 / 159	2:10.17
	Men's 100m Butterfly	<u>FUJII Takuro</u>	21 APR 1985	1.84 / 6'0"	75 / 165	52.14
		<u>KISHIDA Masayuki</u>	24 NOV 1985	1.81 / 5'11"	75 / 165	51.86
	Men's 200m Butterfly	<u>MATSUDA Takeshi</u>	23 JUN 1984	1.84 / 6'0"	83 / 183	1:55.52
		<u>SHIBATA Ryulchi</u>	14 DEC 1983	1.73 / 5'8"	73 / 161	1:55.48
	Men's 200m Individual Medley	<u>FUJII Takuro</u>	21 APR 1985	1.84 / 6'0"	75 / 165	2:00.30
		<u>TAKAKUWA Ken</u>	25 MAR 1985	1.77 / 5'10"	75 / 165	2:00.09
	Men's 4 x 100m Medley Relay	<u>FUJII Takuro</u>	21 APR 1985	1.84 / 6'0"	75 / 165	3:35.16
		<u>KITAJIMA Kosuke</u>	22 SEP 1982	1.78 / 5'10"	73 / 161	3:35.16
		<u>MIYASHITA Junichi</u>	17 OCT 1983	1.82 / 6'0"	72 / 159	3:35.16
		<u>SATO Hisayoshi</u>	12 JAN 1987	1.79 / 5'10"	70 / 154	3:35.16
	Men's 50m Freestyle	<u>KUZMIN Stanislav</u>	24 JUN 1986	1.89 / 6'2"	85 / 187	23.09
	Men's 100m Freestyle	<u>SKLYAR Alexandr</u>	18 MAY 1988	1.90 / 6'3"	82 / 181	50.89
	Men's 200m Freestyle	<u>DILMAN Artur</u>	29 AUG 1990	1.79 / 5'10"	78 / 172	1:52.42
	Men's 400m Freestyle	<u>RABOTA Oleg</u>	12 JUN 1990	1.79 / 5'10"	72 / 159	3:56.98



	Men's 100m Breaststroke	<u>POLYAKOV Vladislav</u>	30 NOV 1983	1.91 / 6'3"	89 / 196	1:01.43
		<u>RYZHKOV Yevgeniy</u>	15 MAY 1985	1.80 / 5'11"	80 / 176	1:01.55
	Men's 200m Breaststroke	<u>POLYAKOV Vladislav</u>	30 NOV 1983	1.91 / 6'3"	89 / 196	2:12.29
		<u>RYZHKOV Yevgeniy</u>	15 MAY 1985	1.80 / 5'11"	80 / 176	2:12.98
	Men's 100m Butterfly	<u>KHUDIYEV Rustam</u>	6 JAN 1985	1.77 / 5'10"	84 / 185	54.69
	Men's 200m Individual Medley	<u>GORDIYENKO Dmitriy</u>	20 MAY 1986	1.80 / 5'11"	75 / 165	2:01.49
	Men's 400m Individual Medley	<u>GORDIYENKO Dmitriy</u>	20 MAY 1986	1.80 / 5'11"	75 / 165	4:27.15
<u>KEN</u> Kenya	Men's 50m Freestyle	<u>DUNFORD David</u>	29 SEP 1988	1.94 / 6'4"	82 / 181	22.76
	Men's 100m Freestyle	<u>DUNFORD Jason</u>	28 NOV 1986	1.83 / 6'0"	75 / 165	49.98
	Men's 100m Butterfly	<u>DUNFORD Jason</u>	28 NOV 1986	1.83 / 6'0"	75 / 165	51.85
<u>KGZ</u> Kyrgyzstan	Men's 50m Freestyle	<u>VASILEV Vitaliy</u>	5 JUN 1973	1.91 / 6'3"	83 / 183	23.11
	Men's 200m Individual Medley	<u>ZAKHAROV Iurii</u>	1 DEC 1985	1.85 / 6'1"	69 / 152	2:05.43
	Men's 400m Individual Medley	<u>DANILOV Vasilii</u>	13 DEC 1988	1.90 / 6'3"	80 / 176	4:27.32
<u>KOR</u> Korea	Men's 100m Freestyle	<u>LIM Namgyun</u>	4 MAR 1987			50.82
	Men's 200m Freestyle	<u>PARK Taehwan</u>	27 SEP 1989			1:46.26
	Men's 400m Freestyle	<u>PARK Taehwan</u>	27 SEP 1989			3:43.59
	Men's 1500m Freestyle	<u>PARK Taehwan</u>	27 SEP 1989			14:58.43
	Men's 100m Backstroke	<u>SUNG Min</u>	15 OCT 1982			55.43
	Men's 200m Backstroke	<u>KIM Jiheun</u>	10 SEP 1989			2:02.13
	Men's 200m Breaststroke	<u>SIN Sujong</u>	15 FEB 1988			2:15.88
	Men's 200m Butterfly	<u>YU Jeongnam</u>	12 SEP 1983			2:00.77
	Men's 200m Individual Medley	<u>PARK Beomho</u>	23 MAY 1988			2:04.81
<u>KSA</u> Saudi Arabia	Men's 100m Butterfly	<u>ALMUHANA Bader Abdulrahman</u>	15 NOV 1988			56.93
<u>KUW</u> Kuwait	Men's 50m Freestyle	<u>MADWA Mohammad</u>	10 FEB 1987	1.88 / 6'2"	80 / 176	23.02
<u>LAO</u> Lao PDR	Men's 50m Freestyle	<u>CHINDAVONG Thepphithak</u>	2 FEB 1991	1.70 / 5'7"	50 / 110	31.67
<u>LAT</u> Latvia	Men's 100m Freestyle	<u>MILOSLAVSKIS Romans</u>	17 OCT 1983	1.91 / 6'3"	87 / 192	50.86
	Men's 200m Freestyle	<u>MILOSLAVSKIS Romans</u>	17 OCT 1983	1.91 / 6'3"	87 / 192	1:48.55
	Men's 100m Butterfly	<u>DUDA Andrejs</u>	30 OCT 1981			
	Men's 200m Individual Medley	<u>DUDA Andrejs</u>	30 OCT 1981			
<u>LBA</u> Libyan AJ	Men's 100m Freestyle	<u>EL GADI Sofyan</u>	1 JAN 1992	1.65 / 5'5"	66 / 146	58.59
<u>LIB</u> Lebanon	Men's 100m Breaststroke	<u>KOUBROUSLI Wael</u>	12 JUN 1988	1.83 / 6'0"	90 / 198	1:06.24
<u>LTU</u> Lithuania	Men's 50m Freestyle	<u>GIMBUTIS Rolandas</u>	11 FEB 1981	2.09 / 6'10"	112 / 247	23.00
	Men's 100m Freestyle	<u>VIKTORAVICIUS Paulius</u>	4 NOV 1984	1.93 / 6'4"	95 / 209	49.93
	Men's 200m Freestyle	<u>BIŃEVICIUS Saulius</u>	23 JAN 1979	2.06 / 6'9"	92 / 203	1:51.85
	Men's 100m Backstroke	<u>JANUSAITIS Vytautas</u>	13 OCT 1981	1.86 / 6'1"	81 / 179	55.36
	Men's 100m Breaststroke	<u>TITENIS Giedrius</u>	21 JUL 1989	1.93 / 6'4"	85 / 187	1:00.92
	Men's 200m Breaststroke	<u>DAUTARTAS Edvinas</u>	28 AUG 1987	1.94 / 6'4"	89 / 196	2:17.74
	Men's 100m Butterfly	<u>SALCIUS Rimvydas</u>	31 JAN 1985	1.73 / 5'8"	73 / 161	54.16
	Men's 200m Individual Medley	<u>JANUSAITIS Vytautas</u>	13 OCT 1981	1.86 / 6'1"	81 / 179	1:59.84
<u>LUX</u> Luxembourg	Men's 200m Freestyle	<u>STACCHIOTTI Raphael</u>	9 MAR 1992	1.82 / 6'0"	72 / 159	1:50.30
	Men's 100m Breaststroke	<u>de PRINS Alwin</u>	29 OCT 1978	1.93 / 6'4"	88 / 194	1:03.07
	Men's 200m Breaststroke	<u>CARNOL Laurent</u>	17 OCT 1989	1.84 / 6'0"	73 / 161	2:17.29
<u>MAD</u> Madagascar	Men's 100m Breaststroke	<u>RAJOHNSON Erik</u>	4 FEB 1985	1.79 / 5'10"	78 / 172	1:07.30
<u>MAS</u> Malaysia	Men's 200m Freestyle	<u>BEGO Daniel</u>	18 SEP 1989	1.72 / 5'8"	64 / 141	1:51.15
	Men's 100m Butterfly	<u>BEGO Daniel</u>	18 SEP 1989	1.72 / 5'8"	64 / 141	54.33
	Men's 200m Butterfly	<u>BEGO Daniel</u>	18 SEP 1989	1.72 / 5'8"	64 / 141	1:59.40
<u>MAW</u> Malawi	Men's 50m Freestyle	<u>NYIRENDA Charlton</u>	29 AUG 1988			28.70
<u>MDA</u> Rep. of Moldova	Men's 200m Freestyle	<u>ZAHAROV Andrei</u>	10 OCT 1975	1.89 / 6'2"	76 / 168	1:52.46
	Men's 100m Breaststroke	<u>POSTICA Sergiu</u>	17 MAY 1985	1.86 / 6'1"	78 / 172	1:03.71
<u>MDV</u> Maldives	Men's 50m Freestyle	<u>SHAMEEL Ibrahim</u>	14 OCT 1991	1.90 / 6'3"	76 / 168	29.33
<u>MEX</u> Mexico	Men's 100m Butterfly	<u>VELOZ Juan Jose</u>	24 SEP 1982	1.85 / 6'1"	80 / 176	53.59
	Men's 200m Butterfly	<u>VELOZ Juan Jose</u>	24 SEP 1982	1.85 / 6'1"	80 / 176	1:57.83
	Men's Marathon 10km	<u>ESCOBAR Luis</u>	19 OCT 1984	1.86 / 6'1"	82 / 181	1:54.32
<u>MGL</u> Mongolia	Men's 100m Breaststroke	<u>BOLDBAATAR Butekhuils</u>	10 FEB 1990	1.81 / 5'11"	70 / 154	1:09.08
<u>MHL</u> Marshall Is	Men's 100m Backstroke	<u>HEINE Jared J</u>	6 SEP 1984	1.79 / 5'10"	70 / 154	59.68
<u>MKD</u> FYR Macedonia	Men's 200m Freestyle	<u>RISTOVSKI Mihajlo</u>	3 MAR 1983	1.74 / 5'9"	70 / 154	1:57.90
<u>MLI</u> Mali	Men's 50m Freestyle	<u>COULIBALY Mohamed</u>	19 SEP 1989			30.10
<u>MLT</u> Malta	Men's 100m Butterfly	<u>GAMBIN Ryan</u>	23 MAY 1985	1.89 / 6'2"	90 / 198	53.94
<u>MOZ</u> Mozambique	Men's 50m Freestyle	<u>CAMAL Chakyl</u>	18 MAR 1990	1.86 / 6'1"	80 / 176	24.98
<u>MRI</u> Mauritius	Men's 100m Freestyle	<u>ADAM Gael</u>	28 MAR 1986	1.90 / 6'3"	80 / 176	54.55
<u>MYA</u> Myanmar	Men's 50m Freestyle	<u>ZIN Kyaw</u>	5 APR 1989	1.53 / 5'0"	77 / 170	27.01
<u>NCA</u> Nicaragua	Men's 50m Freestyle	<u>NUNEZ Omar</u>	12 DEC 1983	1.70 / 5'7"	64 / 141	
<u>NED</u> Netherlands	Men's 50m Freestyle	<u>LIJESSEN Robert</u>	5 FEB 1985	1.91 / 6'3"	85 / 187	22.42
	Men's 100m Freestyle	<u>ZASTROW Mitja</u>	7 MAR 1977	2.04 / 6'8"	94 / 207	49.14
		<u>van den HOOGENBAND Pieter</u>	14 MAR 1978	1.93 / 6'4"	80 / 176	48.37
			5 FEB 1985	1.91 / 6'3"	85 / 187	2:15.88

		<u>van VELTHOVEN Bas</u>	26 FEB 1985	1.90 / 6'3"	84 / 185	
		<u>van den HOOGENBAND Pieter</u>	14 MAR 1978	1.93 / 6'4"	80 / 176	3:15.88
	Men's 100m Backstroke	<u>DRIEBERGEN Nick</u>	19 AUG 1987	1.85 / 6'1"	75 / 165	54.75
	Men's 200m Backstroke	<u>DRIEBERGEN Nick</u>	19 AUG 1987	1.85 / 6'1"	75 / 165	1:59.26
	Men's 100m Breaststroke	<u>van VALKENGOED Thijs</u>	6 JUL 1983	1.86 / 6'1"	78 / 172	1:01.22
	Men's 200m Breaststroke	<u>van AGGELE Robin</u>	30 JUL 1984	1.89 / 6'2"	90 / 198	2:14.56
	Men's 100m Butterfly	<u>van AGGELE Robin</u>	30 JUL 1984	1.89 / 6'2"	90 / 198	52.20
	Men's 200m Individual Medley	<u>van AGGELE Robin</u>	30 JUL 1984	1.89 / 6'2"	90 / 198	2:01.35
	Men's Marathon 10km	<u>van der WEJDEN Maarten</u>	31 MAR 1981	2.05 / 6'9"	92 / 203	1:53:36
<u>NEP</u> Nepal	Men's 50m Freestyle	<u>SHAH Prasiddha</u>	3 JUN 1989	1.71 / 5'7"	65 / 143	27.94
<u>NGR</u> Nigeria	Men's 50m Freestyle	<u>YEI YAH Yellow</u>	9 SEP 1984	1.78 / 5'10"	75 / 165	23.93
<u>NIG</u> Niger	Men's 50m Freestyle	<u>ALHOUSSEINI ALHASSAN Mohamed</u>	22 JUL 1978			31.30
<u>NOR</u> Norway	Men's 200m Freestyle	<u>KVALE Gard</u>	6 MAY 1984	1.83 / 6'0"	78 / 172	1:49.89
	Men's 400m Freestyle	<u>KVALE Gard</u>	6 MAY 1984	1.83 / 6'0"	78 / 172	3:54.05
	Men's 100m Breaststroke	<u>OEN Alexander Dale</u>	21 MAY 1985	1.90 / 6'3"	80 / 176	59.76
	Men's 200m Breaststroke	<u>OEN Alexander Dale</u>	21 MAY 1985	1.90 / 6'3"	80 / 176	2:09.74
	Men's 200m Individual Medley	<u>KVALE Gard</u>	6 MAY 1984	1.83 / 6'0"	78 / 172	2:03.35
<u>NZL</u> New Zealand	Men's 4 x 100m Freestyle Relay	<u>BENSON Willy</u>	11 DEC 1987	1.82 / 6'0"	83 / 183	3:17.45
		<u>FAAMAUSILI-BANSE-PRINCE Orinoco</u>	31 JUL 1990	1.84 / 6'0"	83 / 183	3:17.45
		<u>GIBSON Cam</u>	14 AUG 1982	1.99 / 6'6"	85 / 187	3:17.45
		<u>HERRING Mark</u>	5 DEC 1984	1.95 / 6'5"	94 / 207	3:17.45
	Men's 100m Breaststroke	<u>SNYDERS Glenn</u>	7 APR 1987	1.78 / 5'10"	81 / 179	1:00.50
	Men's 200m Breaststroke	<u>SNYDERS Glenn</u>	7 APR 1987	1.78 / 5'10"	81 / 179	2:13.05
	Men's 100m Butterfly	<u>BURMESTER Moss</u>	19 JUN 1981	1.82 / 6'0"	83 / 183	52.34
		<u>SWANEPOEL Corney</u>	17 MAR 1986	1.82 / 6'0"	85 / 187	52.21
	Men's 200m Butterfly	<u>BURMESTER Moss</u>	19 JUN 1981	1.82 / 6'0"	83 / 183	1:54.99
	Men's 200m Individual Medley	<u>KENT Dean</u>	6 NOV 1978	1.81 / 5'11"	80 / 176	2:00.30
	Men's 4 x 100m Medley Relay	<u>BELL Daniel</u>	9 MAY 1990	1.80 / 5'11"	72 / 159	3:39.06
		<u>GIBSON Cam</u>	14 AUG 1982	1.99 / 6'6"	85 / 187	3:39.06
		<u>SNYDERS Glenn</u>	7 APR 1987	1.78 / 5'10"	81 / 179	3:39.06
		<u>SWANEPOEL Corney</u>	17 MAR 1986	1.82 / 6'0"	85 / 187	3:39.06
<u>OMA</u> Oman	Men's 100m Breaststroke	<u>AL-HABSI Mohammed</u>	21 AUG 1991	1.80 / 5'11"	60 / 132	1:12.29
<u>PAK</u> Pakistan	Men's 50m Freestyle	<u>BAIG Adil</u>	14 FEB 1983	1.77 / 5'10"	66 / 146	25.93
<u>PAN</u> Panama	Men's 100m Breaststroke	<u>CRESPO ECHEVERRIA Edgar Roberto</u>	11 MAY 1989	1.70 / 5'7"	60 / 132	1:03.74
<u>PAR</u> Paraguay	Men's 100m Breaststroke	<u>PRONO Genaro</u>	29 APR 1989	1.81 / 5'11"	76 / 168	1:03.35
<u>PER</u> Peru	Men's 200m Butterfly	<u>CRESCIMBENI Emmanuel</u>	25 JUN 1990	1.75 / 5'9"	73 / 161	2:01.09
<u>PHI</u> Philippines	Men's 50m Freestyle	<u>COAKLEY Daniel</u>	13 DEC 1989	1.85 / 6'1"	79 / 174	22.80
	Men's 1500m Freestyle	<u>ARABEJO Ryan Paolo</u>	30 OCT 1989	1.73 / 5'8"	63 / 139	15:39.86
	Men's 200m Breaststroke	<u>MOLINA Miquel</u>	22 JUL 1984	1.80 / 5'11"	79 / 174	2:16.62
	Men's 200m Butterfly	<u>WALSH JB</u>	23 DEC 1986	1.72 / 5'8"	70 / 154	2:00.42
	Men's 200m Individual Medley	<u>MOLINA Miquel</u>	22 JUL 1984	1.80 / 5'11"	79 / 174	2:03.22
<u>PLE</u> Palestine	Men's 50m Freestyle	<u>ABDO Hamza</u>	1 JAN 1991			27.06
<u>PNG</u> Papua N Guinea	Men's 100m Freestyle	<u>PINI Ryan</u>	10 DEC 1981	1.93 / 6'4"	92 / 203	50.48
	Men's 200m Freestyle	<u>PINI Ryan</u>	10 DEC 1981	1.93 / 6'4"	92 / 203	1:50.65
	Men's 100m Butterfly	<u>PINI Ryan</u>	10 DEC 1981	1.93 / 6'4"	92 / 203	52.10
<u>POL</u> Poland	Men's 50m Freestyle	<u>KIZIEROWSKI Bartosz</u>	20 FEB 1977	1.88 / 6'2"	86 / 190	22.00
	Men's 200m Freestyle	<u>GASIOR Lukasz</u>	14 JAN 1986			1:48.52
	Men's 400m Freestyle	<u>KORZENIOWSKI Pawel</u>	9 JUL 1985			3:47.70
		<u>STANCZYK Przemyslaw</u>	12 FEB 1985			3:45.71
	Men's 1500m Freestyle	<u>HRENIAK Maciej</u>	3 MAY 1989			15:10.78
		<u>SAWRYMOWICZ Mateusz</u>	22 APR 1987			14:45.94
	Men's 4 x 200m Freestyle Relay	<u>GASIOR Lukasz</u>	14 JAN 1986			
		<u>ROKICKI Michal</u>	31 MAR 1984			
		<u>STANCZYK Przemyslaw</u>	12 FEB 1985			
		<u>WOJT Lukasz</u>	13 MAY 1982			
	Men's 200m Butterfly	<u>KORZENIOWSKI Pawel</u>	9 JUL 1985			1:54.38
	Men's 200m Individual Medley	<u>WOJT Lukasz</u>	13 MAY 1982			2:00.32
<u>POR</u> Portugal	Men's 100m Freestyle	<u>VENANCIO Tiago</u>	19 JUL 1987	1.92 / 6'4"	81 / 179	49.71
	Men's 200m Freestyle	<u>VENANCIO Tiago</u>	19 JUL 1987	1.92 / 6'4"	81 / 179	1:49.02
	Men's 1500m Freestyle	<u>COSTA Fernando</u>	29 APR 1985	1.81 / 5'11"	78 / 172	15:16.22
	Men's 200m Backstroke	<u>OLIVEIRA Pedro</u>	1 JAN 1988	1.85 / 6'1"	81 / 179	2:00.62
	Men's 200m Breaststroke	<u>ALMEIDA Carlos</u>	4 AUG 1988	1.82 / 6'0"	79 / 174	2:15.00
	Men's 100m Butterfly	<u>MORGADO Simao</u>	4 MAR 1979	1.85 / 6'1"	76 / 168	53.14

<u>PUR</u> Puerto Rico	Men's Marathon 10km	<u>LAVRENTYEV Arseniy</u>	1 FEB 1983	1.92 / 6'4"	94 / 207	1:59:54
	Men's 100m Breaststroke	<u>VELEZ Daniel</u>	9 DEC 1983	1.86 / 6'1"	77 / 170	1:03.63
<u>QAT</u> Qatar	Men's 100m Butterfly	<u>LENNOX-SILVA Douglas</u>	10 APR 1987	1.75 / 5'9"	73 / 161	53.39
	Men's 200m Butterfly	<u>LENNOX-SILVA Douglas</u>	10 APR 1987	1.75 / 5'9"	73 / 161	2:00.45
<u>ROU</u> Romania	Men's 100m Breaststroke	<u>ALARAG Osama Mohammed YE</u>	15 NOV 1991	1.75 / 5'9"	72 / 159	1:11.73
	Men's 50m Freestyle	<u>TRANDAFIR Norbert</u>	8 FEB 1988	1.87 / 6'2"	70 / 154	23.09
<u>RSA</u> South Africa	Men's 100m Freestyle	<u>TRANDAFIR Norbert</u>	8 FEB 1988	1.87 / 6'2"	70 / 154	50.27
	Men's 400m Freestyle	<u>COMAN Dragos Cristian</u>	16 OCT 1980	1.76 / 5'9"	62 / 137	3:48.29
	Men's 1500m Freestyle	<u>COMAN Dragos Cristian</u>	16 OCT 1980	1.76 / 5'9"	62 / 137	15:18.73
	Men's 100m Backstroke	<u>FLOREA Razvan Ionut</u>	29 SEP 1980	1.86 / 6'1"	72 / 159	54.99
	Men's 200m Backstroke	<u>FLOREA Razvan Ionut</u>	29 SEP 1980	1.86 / 6'1"	72 / 159	1:57.31
	Men's 100m Breaststroke	<u>PREDA Valentin</u>	24 MAY 1985	1.96 / 6'5"	72 / 159	1:02.16
	Men's 200m Breaststroke	<u>PREDA Valentin</u>	24 MAY 1985	1.96 / 6'5"	72 / 159	2:16.97
	Men's 100m Butterfly	<u>GHERGHEL Ioan Stefan</u>	18 AUG 1978	1.85 / 6'1"	72 / 159	53.55
	Men's 200m Butterfly	<u>GHERGHEL Ioan Stefan</u>	18 AUG 1978	1.85 / 6'1"	72 / 159	1:57.56
	Men's 4 x 100m Medley Relay	<u>FLOREA Razvan Ionut</u>	29 SEP 1980	1.86 / 6'1"	72 / 159	3:38.86
		<u>GHERGHEL Ioan Stefan</u>	18 AUG 1978	1.85 / 6'1"	72 / 159	3:38.86
		<u>PREDA Valentin</u>	24 MAY 1985	1.96 / 6'5"	72 / 159	3:38.86
		<u>TRANDAFIR Norbert</u>	8 FEB 1988	1.87 / 6'2"	70 / 154	3:38.86
	Men's 50m Freestyle	<u>LOUW Gideon</u>	4 SEP 1987	1.93 / 6'4"	85 / 187	22.06
		<u>SCHOEMAN Roland</u>	3 JUL 1980	1.93 / 6'4"	87 / 192	21.90
	Men's 100m Freestyle	<u>FERNS Lyndon</u>	24 SEP 1983	1.87 / 6'2"	87 / 192	48.82
		<u>NEETHLING Ryk</u>	17 NOV 1977	1.96 / 6'5"	95 / 209	48.98
	Men's 200m Freestyle	<u>BASSON Jean</u>	5 OCT 1987	1.85 / 6'1"	72 / 159	1:45.85
		<u>TOWNSEND Darian</u>	28 AUG 1984	1.96 / 6'5"	87 / 192	1:48.68
	Men's 400m Freestyle	<u>BASSON Jean</u>	5 OCT 1987	1.85 / 6'1"	72 / 159	3:49.68
	Men's 1500m Freestyle	<u>PRINSLOO Troy</u>	16 NOV 1985	1.88 / 6'2"	80 / 176	15:04.96
	Men's 4 x 100m Freestyle Relay	<u>FERNS Lyndon</u>	24 SEP 1983	1.87 / 6'2"	87 / 192	3:14.77
		<u>NEETHLING Ryk</u>	17 NOV 1977	1.96 / 6'5"	95 / 209	3:14.77
		<u>SCHOEMAN Roland</u>	3 JUL 1980	1.93 / 6'4"	87 / 192	3:14.77
	<u>TOWNSEND Darian</u>	28 AUG 1984	1.96 / 6'5"	87 / 192	3:14.77	
Men's 4 x 200m Freestyle Relay	<u>BASSON Jean</u>	5 OCT 1987	1.85 / 6'1"	72 / 159	7:15.21	
	<u>ROUSSEAU Sebastien</u>	10 SEP 1990	1.87 / 6'2"	80 / 176	7:15.21	
	<u>TOWNSEND Darian</u>	28 AUG 1984	1.96 / 6'5"	87 / 192	7:15.21	
	<u>VENTER Jan</u>	23 APR 1988	1.80 / 5'11"	65 / 143	7:15.21	
Men's 100m Backstroke	<u>ZANDBERG Gerhard</u>	23 APR 1983	2.04 / 6'8"	100 / 220	55.13	
	<u>du RAND George</u>	16 OCT 1982	1.94 / 6'4"	90 / 198	55.11	
Men's 200m Backstroke	<u>du RAND George</u>	16 OCT 1982	1.94 / 6'4"	90 / 198	2:00.73	
Men's 100m Breaststroke	<u>van der BURGH Cameron</u>	25 MAY 1988	1.84 / 6'0"	76 / 168	1:01.04	
Men's 200m Breaststroke	<u>DIERING William</u>	7 MAY 1986	1.82 / 6'0"	67 / 148	2:11.88	
	<u>VERSPELD Neil</u>	29 MAR 1985		76 / 168	2:12.33	
Men's 100m Butterfly	<u>FERNS Lyndon</u>	24 SEP 1983	1.87 / 6'2"	87 / 192	52.70	
Men's 200m Individual Medley	<u>TOWNSEND Darian</u>	28 AUG 1984	1.96 / 6'5"	87 / 192	2:01.05	
Men's 400m Individual Medley	<u>SCHOEMAN Riaan</u>	18 SEP 1989	1.76 / 5'9"	66 / 146	4:15.41	
Men's 4 x 100m Medley Relay	<u>FERNS Lyndon</u>	24 SEP 1983	1.87 / 6'2"	87 / 192	3:35.92	
	<u>TOWNSEND Darian</u>	28 AUG 1984	1.96 / 6'5"	87 / 192	3:35.92	
	<u>ZANDBERG Gerhard</u>	23 APR 1983	2.04 / 6'8"	100 / 220	3:35.92	
	<u>van der BURGH Cameron</u>	25 MAY 1988	1.84 / 6'0"	76 / 168	3:35.92	
<u>RUS</u> Russian Fed.	Men's Marathon 10km	<u>HO Chad</u>	21 JUN 1990	1.70 / 5'7"	69 / 152	1:59:37
	Men's 50m Freestyle	<u>GRECHIN Andrey</u>	21 OCT 1987	1.92 / 6'4"	84 / 185	22.20
		<u>LAGUNOV Evgeniy</u>	14 DEC 1985	1.88 / 6'2"	77 / 170	22.18
	Men's 100m Freestyle	<u>GRECHIN Andrey</u>	21 OCT 1987	1.92 / 6'4"	84 / 185	48.61
		<u>LAGUNOV Evgeniy</u>	14 DEC 1985	1.88 / 6'2"	77 / 170	48.26
	Men's 200m Freestyle	<u>IZOTOV Danila</u>	2 OCT 1991	1.95 / 6'5"	76 / 168	1:46.65
		<u>SUKHORUKOV Alexander</u>	22 FEB 1988	1.98 / 6'6"	82 / 181	1:46.81
	Men's 400m Freestyle	<u>LOBINTSEV Nikita</u>	21 NOV 1988	1.88 / 6'2"	76 / 168	3:46.31
		<u>PRILUKOV Yuriy</u>	14 JUN 1984	1.88 / 6'2"	82 / 181	3:45.10
	Men's 1500m Freestyle	<u>LOBINTSEV Nikita</u>	21 NOV 1988	1.88 / 6'2"	76 / 168	15:00.73
		<u>PRILUKOV Yuriy</u>	14 JUN 1984	1.88 / 6'2"	82 / 181	14:47.29
	Men's 4 x 100m Freestyle Relay	<u>FESIKOV Sergey</u>	21 JAN 1989	1.87 / 6'2"	72 / 159	3:15.42
		<u>GRECHIN Andrey</u>	21 OCT 1987	1.92 / 6'4"	84 / 185	3:15.42
		<u>KAPRALOV Andrey</u>	7 OCT 1980	1.90 / 6'3"	76 / 168	3:15.42
		<u>LAGUNOV Evgeniy</u>	14 DEC 1985	1.88 / 6'2"	77 / 170	3:15.42
	Men's 4 x 200m Freestyle	<u>IZOTOV Danila</u>	2 OCT 1991	1.95 / 6'5"	76 / 168	7:14.86

		<u>POLISHCHUK Mikhail</u>	10 JAN 1989	1.86 / 6'1"	78 / 172	7:14.86
		<u>SUKHORUKOV Alexander</u>	22 FEB 1988	1.98 / 6'6"	82 / 181	7:14.86
	Men's 100m Backstroke	<u>DONETS Stanislav</u>	7 JUL 1983	1.86 / 6'1"	78 / 172	54.46
		<u>VYATCHANIN Arkady</u>	4 APR 1984	2.00 / 6'7"	85 / 187	53.69
	Men's 200m Backstroke	<u>DONETS Stanislav</u>	7 JUL 1983	1.86 / 6'1"	78 / 172	1:57.80
		<u>VYATCHANIN Arkady</u>	4 APR 1984	2.00 / 6'7"	85 / 187	1:56.66
	Men's 100m Breaststroke	<u>KOMORNIKOV Dmltry</u>	28 JUL 1981	1.84 / 6'0"	71 / 157	1:01.11
		<u>SLUDNOV Roman</u>	24 FEB 1980	1.88 / 6'2"	74 / 163	1:00.09
	Men's 200m Breaststroke	<u>FALCO Grlgory</u>	9 MAY 1987	1.87 / 6'2"	72 / 159	2:09.64
		<u>ZINOVYEV Alexey</u>	15 FEB 1990	1.82 / 6'0"	80 / 176	2:12.48
	Men's 100m Butterfly	<u>KOROTYSHKIN Evgeny</u>	30 APR 1983	1.84 / 6'0"	78 / 172	51.89
		<u>SKVORTSOV Nikolay</u>	28 MAR 1984	1.80 / 5'11"	74 / 163	52.22
	Men's 200m Butterfly	<u>SKVORTSOV Nikolay</u>	28 MAR 1984	1.80 / 5'11"	74 / 163	1:54.65
	Men's 200m Individual Medley	<u>TIKHONOV Alexander</u>	4 MAY 1988	1.86 / 6'1"	76 / 168	2:01.32
	Men's 400m Individual Medley	<u>KRYLOV Andrey</u>	10 APR 1984	1.80 / 5'11"	73 / 161	4:18.15
		<u>TIKHONOV Alexander</u>	4 MAY 1988	1.86 / 6'1"	76 / 168	4:17.96
	Men's 4 x 100m Medley Relay	<u>GRECHIN Andrey</u>	21 OCT 1987	1.92 / 6'4"	84 / 185	3:35.51
		<u>SKVORTSOV Nikolay</u>	28 MAR 1984	1.80 / 5'11"	74 / 163	3:35.51
		<u>SLUDNOV Roman</u>	24 FEB 1980	1.88 / 6'2"	74 / 163	3:35.51
		<u>VYATCHANIN Arkady</u>	4 APR 1984	2.00 / 6'7"	85 / 187	3:35.51
	Men's Marathon 10km	<u>DRATTSEV Evgeny</u>	24 JAN 1983	1.80 / 5'11"	74 / 163	1:53:37
		<u>DYATCHIN Vladimir</u>	14 OCT 1982	1.88 / 6'2"	79 / 174	1:53:21
	Men's 50m Freestyle	<u>NIYOMUGABO Jackson</u>	18 APR 1988	1.80 / 5'11"	71 / 157	29.00
<u>RWA</u> Rwanda	Men's 100m Breaststroke	<u>FALL Malick</u>	11 DEC 1985	1.87 / 6'2"	75 / 165	1:03.50
<u>SEN</u> Senegal	Men's 50m Freestyle	<u>DIDON Dwayne Benjamin</u>	11 SEP 1994			29.03
<u>SEY</u> Seychelles	Men's 200m Freestyle	<u>TAY Bryan</u>	13 APR 1988	1.84 / 6'0"	75 / 165	1:52.32
<u>SIN</u> Singapore	Men's 50m Freestyle	<u>GODEC Jernej</u>	16 JAN 1986	1.90 / 6'3"	95 / 209	22.39
<u>SLO</u> Slovenia	Men's 100m Freestyle	<u>MANKOC Peter</u>	4 JUL 1978	1.92 / 6'4"	87 / 192	50.22
	Men's 200m Freestyle	<u>TURK Luka</u>	9 SEP 1986	1.81 / 5'11"	77 / 170	1:50.36
	Men's 400m Freestyle	<u>TURK Luka</u>	9 SEP 1986	1.81 / 5'11"	77 / 170	3:50.72
	Men's 1500m Freestyle	<u>TURK Luka</u>	9 SEP 1986	1.81 / 5'11"	77 / 170	15:07.59
	Men's 100m Breaststroke	<u>DUGONJIC Damir</u>	21 FEB 1988	2.00 / 6'7"	103 / 227	1:01.46
		<u>MARKIC Matjaz</u>	12 JAN 1983	1.97 / 6'6"	87 / 192	1:01.49
	Men's 100m Butterfly	<u>MANKOC Peter</u>	4 JUL 1978	1.92 / 6'4"	87 / 192	52.07
<u>SMR</u> San Marino	Men's 200m Freestyle	<u>NICOLINI Emanuele</u>	20 APR 1984			1:55.14
<u>SRB</u> Serbia	Men's 100m Freestyle	<u>CAVIC Milorad</u>	31 MAY 1984	1.98 / 6'6"	87 / 192	49.14
	Men's 200m Freestyle	<u>SILJEVSKI Radovan</u>	17 JUL 1986	1.89 / 6'2"	78 / 172	1:51.34
	Men's 100m Breaststroke	<u>SILADJI Caba</u>	23 AUG 1990	1.83 / 6'0"	71 / 157	1:02.53
	Men's 100m Butterfly	<u>CAVIC Milorad</u>	31 MAY 1984	1.98 / 6'6"	87 / 192	51.65
		<u>LENDJER Ivan</u>	29 JUL 1990	1.86 / 6'1"	83 / 183	52.62
	Men's 200m Butterfly	<u>MARKOVIC Vladan</u>	20 MAR 1977	1.86 / 6'1"	81 / 179	2:00.36
<u>SRI</u> Sri Lanka	Men's 50m Freestyle	<u>LEE Daniel</u>	1 JAN 1990	1.90 / 6'3"	74 / 163	24.99
<u>SUD</u> Sudan	Men's 50m Freestyle	<u>ADAM Ahmed</u>	24 AUG 1987	1.62 / 5'4"	60 / 132	27.63
<u>SUI</u> Switzerland	Men's 50m Freestyle	<u>LANG Flori</u>	30 JAN 1983	1.87 / 6'2"	77 / 170	22.80
	Men's 100m Freestyle	<u>MEICHTRY Dominik</u>	18 NOV 1984	1.83 / 6'0"	74 / 163	49.01
	Men's 200m Freestyle	<u>MEICHTRY Dominik</u>	18 NOV 1984	1.83 / 6'0"	74 / 163	1:47.18
	Men's 400m Freestyle	<u>MEICHTRY Dominik</u>	18 NOV 1984	1.83 / 6'0"	74 / 163	3:50.51
	Men's 4 x 100m Freestyle Relay	<u>LANG Flori</u>	30 JAN 1983	1.87 / 6'2"	77 / 170	3:19.22
		<u>MEICHTRY Dominik</u>	18 NOV 1984	1.83 / 6'0"	74 / 163	3:19.22
		<u>NOVY Karel</u>	12 JUN 1980	1.97 / 6'6"	82 / 181	3:19.22
		<u>PEREZ Adrien</u>	12 JAN 1988	1.87 / 6'2"	87 / 192	3:19.22
	Men's 100m Backstroke	<u>MASSACAND Jonathan</u>	26 FEB 1984	1.84 / 6'0"	75 / 165	55.24
	Men's 200m Backstroke	<u>MASSACAND Jonathan</u>	26 FEB 1984	1.84 / 6'0"	75 / 165	2:00.16
<u>SUR</u> Suriname	Men's 100m Butterfly	<u>TOUW NGIE TJOUW Gordon</u>	9 JUL 1985	1.78 / 5'10"	72 / 159	54.71
<u>SVK</u> Slovakia	Men's 100m Backstroke	<u>KRIZKO Lubos</u>	9 AUG 1979			55.98
	Men's 50m Freestyle	<u>NYSTRAND Stefan</u>	20 OCT 1981	1.93 / 6'4"	92 / 203	21.93
<u>SWE</u> Sweden	Men's 100m Freestyle	<u>NYSTRAND Stefan</u>	20 OCT 1981	1.93 / 6'4"	92 / 203	47.91
		<u>PERSSON Jonas</u>	15 DEC 1983	1.93 / 6'4"	100 / 220	49.10
	Men's 200m Freestyle	<u>WIKSTROM Christoffer</u>	2 FEB 1987	1.93 / 6'4"		1:50.12
	Men's 4 x 100m Freestyle Relay	<u>FROLANDER Lars</u>	26 MAY 1974	1.84 / 6'0"	83 / 183	3:15.41
		<u>NYSTRAND Stefan</u>	20 OCT 1981	1.93 / 6'4"	92 / 203	3:15.41
		<u>PERSSON Jonas</u>	15 DEC 1983	1.93 / 6'4"	100 / 220	3:15.41
		<u>STYMNE Petter</u>	9 MAY 1983	1.93 / 6'4"	79 / 174	3:15.41
	Men's 200m Backstroke	<u>SJODIN Simon</u>	4 OCT 1986	1.90 / 6'3"		2:03.60
	Men's 100m Breaststroke	<u>ANDERSSON Jonas</u>	6 FEB 1984	1.77 / 5'10"		1:01.60
	Men's 100m Butterfly	<u>FROLANDER Lars</u>	26 MAY 1974			1:01.60

Relay						
		<u>FRÖLANDER Lars</u>	26 MAY 1974	1.84 / 6'0"	83 / 183	3:36.85
		<u>PERSSON Jonas</u>	15 DEC 1983	1.93 / 6'4"	100 / 220	3:36.85
		<u>SJODIN Simon</u>	4 OCT 1986	1.90 / 6'3"		3:36.85
<u>SWZ</u> Swaziland	Men's 50m Freestyle	<u>HALL Luke</u>	16 APR 1989	1.80 / 5'11"	74 / 163	24.88
<u>SYR</u> Syrian AR	Men's 100m Backstroke	<u>KALALA Souhaib</u>	1 JAN 1991	1.70 / 5'7"	65 / 143	
	Men's Marathon 10km	<u>MOHAMMAD Saleh</u>	27 APR 1986	1.70 / 5'7"	55 / 121	1:54:45
<u>TAN</u> UR Tanzania	Men's 50m Freestyle	<u>RUSHAKA Khalid Yahya</u>	26 APR 1980	1.86 / 6'1"	87 / 192	29.44
<u>TJK</u> Tajikistan	Men's 50m Freestyle	<u>CHINGIZOV Alisher</u>	23 JUN 1986	1.76 / 5'9"	68 / 150	30.00
<u>TKM</u> Turkmenistan	Men's 50m Freestyle	<u>MOLCHANOV Andrey</u>	16 JUL 1987	1.85 / 6'1"	78 / 172	25.79
<u>TPE</u> Chinese Taipei	Men's 200m Breaststroke	<u>WANG Wei-Wen</u>	16 DEC 1986	1.75 / 5'9"	74 / 163	2:16.98
	Men's 200m Butterfly	<u>HSU Chi-Chieh</u>	27 APR 1988	1.77 / 5'10"	70 / 154	1:59.35
<u>TRI</u> Trinidad&Tobago	Men's 50m Freestyle	<u>BOVELL III George</u>	18 JUL 1983			22.31
	Men's 100m Freestyle	<u>BOVELL III George</u>	18 JUL 1983			49.50
	Men's 200m Individual Medley	<u>BOVELL Nicholas</u>	11 MAY 1986	1.83 / 6'0"	76 / 168	2:03.02
<u>TUN</u> Tunisia	Men's 200m Freestyle	<u>MELLOULI Oussama</u>	16 FEB 1984	1.92 / 6'4"	80 / 176	1:48.57
	Men's 400m Freestyle	<u>MELLOULI Oussama</u>	16 FEB 1984	1.92 / 6'4"	80 / 176	3:44.79
	Men's 1500m Freestyle	<u>MELLOULI Oussama</u>	16 FEB 1984	1.92 / 6'4"	80 / 176	14:56.22
<u>TUR</u> Turkey	Men's 50m Freestyle	<u>TAYLA Kaan</u>	17 FEB 1986	1.87 / 6'2"	77 / 170	22.37
	Men's 1500m Freestyle	<u>YILDIRIMER Ediz</u>	25 OCT 1993	1.74 / 5'9"	65 / 143	15:44.66
	Men's 100m Backstroke	<u>BUYUKUNCU Derya</u>	2 JUL 1976	1.90 / 6'3"	90 / 198	55.67
	Men's 200m Backstroke	<u>BUYUKUNCU Derya</u>	2 JUL 1976	1.90 / 6'3"	90 / 198	2:00.19
	Men's 100m Breaststroke	<u>ATASOY Demir</u>	26 MAY 1987	1.92 / 6'4"	85 / 187	1:02.43
	Men's 200m Breaststroke	<u>ASLANOGLU Omer</u>	23 MAY 1988	1.80 / 5'11"	84 / 185	2:17.85
	Men's 100m Butterfly	<u>URAS Onur</u>	1 JAN 1985	1.87 / 6'2"	82 / 181	53.97
	Men's 200m Individual Medley	<u>ATASAY Serkan</u>	11 MAR 1970	1.76 / 5'9"	72 / 159	2:04.56
	Men's 400m Individual Medley	<u>NAZAR Deniz</u>	19 AUG 1980	1.92 / 6'4"	89 / 196	4:26.80
<u>UAE</u> UA Emirates	Men's 100m Freestyle	<u>ALJESMI Obaid Ahmed</u>	9 AUG 1981	1.78 / 5'10"	71 / 157	54.82
<u>UGA</u> Uganda	Men's 50m Freestyle	<u>KABURU Gilbert</u>	8 NOV 1981	1.70 / 5'7"	60 / 132	28.09
<u>UKR</u> Ukraine	Men's 50m Freestyle	<u>YEGOSHIN Yuriy</u>	2 JUN 1985	2.03 / 6'8"	90 / 198	22.81
	Men's 100m Freestyle	<u>YEGOSHIN Yuriy</u>	2 JUN 1985	2.03 / 6'8"	90 / 198	49.47
	Men's 200m Freestyle	<u>ADVENA Sergiy</u>	4 AUG 1984	1.90 / 6'3"	82 / 181	1:49.08
	Men's 400m Freestyle	<u>FESENKO Sergiy</u>	5 JUN 1982	1.88 / 6'2"	81 / 179	3:47.91
	Men's 1500m Freestyle	<u>FESENKO Sergiy</u>	5 JUN 1982	1.88 / 6'2"	81 / 179	15:08.05
	Men's 100m Backstroke	<u>ISAKOV Oleksandr</u>	17 OCT 1989	1.80 / 5'11"	70 / 154	56.94
	Men's 200m Backstroke	<u>ISAKOV Oleksandr</u>	17 OCT 1989	1.80 / 5'11"	70 / 154	2:03.23
	Men's 100m Breaststroke	<u>BORYSIK Igor</u>	2 JUN 1984	1.82 / 6'0"	75 / 165	1:00.78
	Men's 200m Breaststroke	<u>LISOGOR Oleg</u>	17 JAN 1979	1.90 / 6'3"	87 / 192	1:00.53
	Men's 200m Breaststroke	<u>BORYSIK Igor</u>	2 JUN 1984	1.82 / 6'0"	75 / 165	2:12.49
	Men's 100m Butterfly	<u>DYMO Valeriy</u>	9 SEP 1985	1.75 / 5'9"	70 / 154	2:12.78
	Men's 100m Butterfly	<u>BREUS Sergiy</u>	30 JAN 1983	1.92 / 6'4"	80 / 176	52.37
	Men's 200m Butterfly	<u>SERDINOV Andrii</u>	17 NOV 1982	1.86 / 6'1"	77 / 170	52.11
	Men's 200m Butterfly	<u>ADVENA Sergiy</u>	4 AUG 1984	1.90 / 6'3"	82 / 181	1:57.04
	Men's 200m Individual Medley	<u>SYLANTIEV Denys</u>	3 OCT 1976	1.85 / 6'1"	78 / 172	1:55.48
	Men's 200m Individual Medley	<u>LEPSKYI Vadym</u>	9 JUL 1985	1.76 / 5'9"	65 / 143	2:02.94
	Men's 400m Individual Medley	<u>LEPSKYI Vadym</u>	9 JUL 1985	1.76 / 5'9"	65 / 143	4:21.16
	Men's 4 x 100m Medley Relay	<u>BREUS Sergiy</u>	30 JAN 1983	1.92 / 6'4"	80 / 176	3:37.74
		<u>DYMO Valeriy</u>	9 SEP 1985	1.75 / 5'9"	70 / 154	3:37.74
		<u>ISAKOV Oleksandr</u>	17 OCT 1989	1.80 / 5'11"	70 / 154	3:37.74
		<u>YEGOSHIN Yuriy</u>	2 JUN 1985	2.03 / 6'8"	90 / 198	3:37.74
<u>URU</u> Uruguay	Men's Marathon 10km	<u>CHERVYNSKIY Igor</u>	16 DEC 1981	1.80 / 5'11"	73 / 161	1:59:57
	Men's 50m Freestyle	<u>PICASSO Francisco</u>	19 JUN 1982	1.81 / 5'11"	75 / 165	22.81
	Men's 100m Freestyle	<u>KUTSCHER Martin</u>	9 DEC 1984	1.84 / 6'0"	78 / 172	49.86
	Men's 200m Freestyle	<u>KUTSCHER Martin</u>	9 DEC 1984	1.84 / 6'0"	78 / 172	1:50.25
<u>USA</u> United States	Men's 50m Freestyle	<u>WEBER-GALE Garrett</u>	6 AUG 1985	1.88 / 6'2"	82 / 181	21.47
	Men's 100m Freestyle	<u>WILDMAN-TOBRINER Ben</u>	21 SEP 1984	1.93 / 6'4"	91 / 201	21.65
	Men's 100m Freestyle	<u>LEZAK Jason</u>	12 NOV 1975	1.93 / 6'4"	98 / 216	47.58
	Men's 200m Freestyle	<u>WEBER-GALE Garrett</u>	6 AUG 1985	1.88 / 6'2"	82 / 181	47.78
	Men's 200m Freestyle	<u>PHELPS Michael</u>	30 JUN 1985	1.93 / 6'4"	91 / 201	1:43.86
	Men's 400m Freestyle	<u>VANDERKAAY Peter</u>	12 FEB 1984	1.93 / 6'4"	95 / 209	1:45.45
	Men's 400m Freestyle	<u>JENSEN Larsen</u>	1 SEP 1985	1.85 / 6'1"	88 / 194	3:43.53
	Men's 400m Freestyle	<u>VANDERKAAY Peter</u>	12 FEB 1984	1.93 / 6'4"	95 / 209	3:43.73
	Men's 1500m Freestyle	<u>JENSEN Larsen</u>	1 SEP 1985	1.85 / 6'1"	88 / 194	14:50.80
	Men's 1500m Freestyle	<u>VANDERKAAY Peter</u>	12 FEB 1984	1.93 / 6'4"	95 / 209	14:45.54
	Men's 4 x 100m Freestyle Relay	<u>ADRIAN Nathan</u>	7 DEC 1988	1.98 / 6'6"	98 / 216	3:12.72
		<u>GREVERS Matt</u>	26 MAR 1985	2.03 / 6'8"	104 /	3:12.72

		<u>LEZAK Jason</u>	12 NOV 1975	1.93 / 6'4"	98 / 216	3:12.72
		<u>PHELPS Michael</u>	30 JUN 1985	1.93 / 6'4"	91 / 201	3:12.72
		<u>WEBER-GALE Garrett</u>	6 AUG 1985	1.88 / 6'2"	82 / 181	3:12.72
		<u>WILDMAN-TOBRINER Ben</u>	21 SEP 1984	1.93 / 6'4"	91 / 201	3:12.72
	Men's 4 x 200m Freestyle Relay	<u>BERENS Ricky</u>	21 APR 1988	1.88 / 6'2"	88 / 194	7:03.24
		<u>KELLER Klete</u>	21 MAR 1982	1.98 / 6'6"	97 / 214	7:03.24
		<u>LOCHTE Ryan</u>	3 AUG 1984	1.88 / 6'2"	87 / 192	7:03.24
		<u>PHELPS Michael</u>	30 JUN 1985	1.93 / 6'4"	91 / 201	7:03.24
		<u>VANDERKAAAY Peter</u>	12 FEB 1984	1.93 / 6'4"	95 / 209	7:03.24
		<u>VENDT Erik</u>	9 JAN 1981	1.80 / 5'11"	75 / 165	7:03.24
		<u>WALTERS David</u>	27 SEP 1987	1.91 / 6'3"	86 / 190	7:03.24
	Men's 100m Backstroke	<u>GREVERS Matt</u>	26 MAR 1985	2.03 / 6'8"	104 / 229	53.19
		<u>PEIRSOL Aaron</u>	23 JUL 1983	1.91 / 6'3"	91 / 201	52.89
	Men's 200m Backstroke	<u>LOCHTE Ryan</u>	3 AUG 1984	1.88 / 6'2"	87 / 192	1:54.32
		<u>PEIRSOL Aaron</u>	23 JUL 1983	1.91 / 6'3"	91 / 201	1:54.32
	Men's 100m Breaststroke	<u>GANGLOFF Mark</u>	8 JUN 1982	1.83 / 6'0"	84 / 185	1:00.10
		<u>HANSEN Brendan</u>	15 AUG 1981	1.83 / 6'0"	88 / 194	59.24
	Men's 200m Breaststroke	<u>SHANTEAU Eric</u>	1 OCT 1983	1.88 / 6'2"	77 / 170	2:10.24
		<u>SPANN Scott</u>	11 MAY 1988	1.85 / 6'1"	86 / 190	2:09.97
	Men's 100m Butterfly	<u>CROCKER Ian</u>	31 AUG 1982	1.93 / 6'4"	86 / 190	50.82
		<u>PHELPS Michael</u>	30 JUN 1985	1.93 / 6'4"	91 / 201	50.77
	Men's 200m Butterfly	<u>PHELPS Michael</u>	30 JUN 1985	1.93 / 6'4"	91 / 201	1:52.09
		<u>STOVALL Gil</u>	3 JUN 1986	1.75 / 5'9"	68 / 150	1:53.86
	Men's 200m Individual Medley	<u>LOCHTE Ryan</u>	3 AUG 1984	1.88 / 6'2"	87 / 192	1:55.22
		<u>PHELPS Michael</u>	30 JUN 1985	1.93 / 6'4"	91 / 201	1:54.80
	Men's 400m Individual Medley	<u>LOCHTE Ryan</u>	3 AUG 1984	1.88 / 6'2"	87 / 192	4:06.08
		<u>PHELPS Michael</u>	30 JUN 1985	1.93 / 6'4"	91 / 201	4:05.25
	Men's 4 x 100m Medley Relay	<u>CROCKER Ian</u>	31 AUG 1982	1.93 / 6'4"	86 / 190	3:34.37
		<u>GANGLOFF Mark</u>	8 JUN 1982	1.83 / 6'0"	84 / 185	3:34.37
		<u>GREVERS Matt</u>	26 MAR 1985	2.03 / 6'8"	104 / 229	3:34.37
		<u>WEBER-GALE Garrett</u>	6 AUG 1985	1.88 / 6'2"	82 / 181	3:34.37
	Men's Marathon 10km	<u>WARKENTIN Mark</u>	14 NOV 1979	1.88 / 6'2"	84 / 185	1:53.37
<u>UZB</u> Uzbekistan	Men's 100m Freestyle	<u>ROMASHKIN Petr</u>	5 JUL 1989	1.85 / 6'1"	70 / 154	50.92
	Men's 200m Freestyle	<u>NAZAROV Ibrahim</u>	17 APR 1988	1.90 / 6'3"	70 / 154	1:52.49
	Men's 100m Backstroke	<u>BUGAKOV Danil</u>	29 JAN 1988	1.88 / 6'2"	69 / 152	57.03
	Men's 200m Backstroke	<u>PANKOV Sergey</u>	2 DEC 1988	1.80 / 5'11"	71 / 157	2:03.79
	Men's 100m Breaststroke	<u>DEMYANENKO Ivan</u>	23 APR 1989	1.79 / 5'10"	65 / 143	1:03.59
	Men's 200m Individual Medley	<u>BUGAKOV Danil</u>	29 JAN 1988	1.88 / 6'2"	69 / 152	2:05.48
<u>VEN</u> Venezuela	Men's 50m Freestyle	<u>CAMACHO RIERA Jonathan Javier</u>	3 OCT 1985	1.90 / 6'3"	75 / 165	22.83
	Men's 100m Freestyle	<u>SUBIRATS ALTES Albert</u>	25 SEP 1986	1.90 / 6'3"	77 / 170	49.17
	Men's 200m Freestyle	<u>ACUNA RODRIGUEZ Crox Ernesto</u>	23 JUN 1990	1.91 / 6'3"	80 / 176	1:51.10
	Men's 400m Freestyle	<u>TIRABASSI Daniele</u>	16 AUG 1988	1.90 / 6'3"	83 / 183	3:52.69
	Men's 1500m Freestyle	<u>MONASTERIO GUAIMARE Ricardo Andres</u>	22 OCT 1978	1.86 / 6'1"	69 / 152	15:23.28
	Men's 200m Breaststroke	<u>ANDARA GONZALEZ Leopoldo Jose</u>	27 JUN 1986	1.79 / 5'10"	66 / 146	2:18.36
	Men's 100m Butterfly	<u>ALESI GONZALEZ Octavio Andres</u>	10 DEC 1986	1.74 / 5'9"	64 / 141	52.54
		<u>SUBIRATS ALTES Albert</u>	25 SEP 1986	1.90 / 6'3"	77 / 170	51.81
	Men's 200m Butterfly	<u>MARQUEZ RIVAS Alexis</u>	20 JUL 1985	1.69 / 5'7"	68 / 150	2:00.89
	Men's 200m Individual Medley	<u>ANDARA GONZALEZ Leopoldo Jose</u>	27 JUN 1986	1.79 / 5'10"	66 / 146	2:04.51
	Men's Marathon 10km	<u>MALDONADO SAVERA Erwin Leon</u>	25 JUL 1983	1.74 / 5'9"	65 / 143	1:59.37
<u>VIE</u> Vietnam	Men's 100m Breaststroke	<u>NGUYEN Huu Viet</u>	1 OCT 1988	1.75 / 5'9"	68 / 150	1:03.73
<u>YEM</u> Yemen	Men's 50m Freestyle	<u>AL GADABI Abdulsalam</u>	1 JAN 1978			31.25
<u>ZAM</u> Zambia	Men's 50m Freestyle	<u>JORDAN Zane</u>	18 JUL 1991	1.77 / 5'10"	69 / 152	25.39

Entry List By Event



WOMEN'S 50M FREESTYLE

AS OF 3 AUG 2008

	Record	Name	NOC	Location	Date
WR	23.97	TRICKETT Libby	AUS	Sydney (AUS)	29 MAR 2008
OR	24.13	DE BRUIJN Inge	NED	Sydney (AUS)	22 SEP 2000

	Name	NOC	Date of Birth	Location of Qualification	Date of Qualification	Qualifying Time
	<del>BARRY Diene</del>	<del>GUI</del>	<del>6 FEB 1982</del>			1.28
1	TRICKETT Libbeth	AUS	28 JAN 1985	SYDNEY(AUS)	29 MAR 2008	23.97
2	VELDHUIS Marleen	NED	29 JUN 1979	EINDHOVEN(NED)	24 MAR 2008	24.09
3	CAMPBELL Cate	AUS	20 MAY 1992	SANTA CLARA(USA)	18 MAY 2008	24.13
4	STEFFEN Britta	GER	16 NOV 1983	BERLIN(GER)	23 APR 2008	24.19
5	ALSHAMMAR Therese	SWE	26 AUG 1977	PARIS(FRA)	5 AUG 2007	24.23
6	TORRES Dara	USA	15 APR 1967	OMAHA(USA)	6 JUL 2008	24.25
7	HARDY Jessica	USA	12 MAR 1987	OMAHA(USA)	5 JUL 2008	24.48
8	SCHREUDER Hinkelien	NED	13 FEB 1984	EINDHOVEN(NED)	24 MAR 2008	24.59
9	HALSALL Francesca	GBR	12 APR 1990	SHEFFIELD(GBR)	2 APR 2008	24.72
10	METELLA Malia	FRA	23 FEB 1982	DUNKERQUE(FRA)	26 APR 2008	24.83
11	OTTESEN Jeanette	DEN	30 DEC 1987	GLADSAXE(DEN)	5 JUL 2008	24.90
12	GERASIMENYA Aleksandra	BLR	31 DEC 1985	BANGKOK(THA)	16 AUG 2008	25.01
13	ZHU Yingwen	CHN	9 OCT 1981	SHAOXING(CHN)	2 APR 2008	25.13
14	SEMECO ARISMENDI Arlene Iradie	VEN	11 JAN 1984	RIO DE JANEIRO(BRA)	16 JUL 2007	25.14
15	KAMMERLING Anna-Karin	SWE	19 OCT 1980	EINDHOVEN(NED)	24 MAR 2008	25.23
16	KORC Agata Ewa	POL	27 MAR 1986	OMAHA(USA)	8 JUN 2008	25.24
17	RETIÉF Lize	RSA	30 NOV 1986	DURBAN(RSA)	2 APR 2008	25.24
18	CAZZIOLATO Flavia	BRA	28 DEC 1983	SAO PAULO(BRA)	16 MAR 2008	25.25
19	SEPPALA Hanna-Maria	FIN	13 DEC 1984	EINDHOVEN(NED)	23 MAR 2008	25.27
20	COUDERC Celine	FRA	11 MAR 1983	DUNKERQUE(FRA)	27 APR 2008	25.29
21	DALLMANN Petra	GER	21 NOV 1978	BERLIN(GER)	23 APR 2008	25.29
22	KHOKHLOVA Svetlana	BLR	2 OCT 1984	EINDHOVEN(NED)	19 MAR 2008	25.39
23	CHIUSO Cristina	ITA	25 DEC 1973	LIVORNO(ITA)	22 APR 2007	25.42
24	MORAVCOVA Martina	SVK	16 JAN 1976	TEXAS(USA)	18 MAY 2008	25.42
25	ALJAND Trdin	EST	8 JUL 1985	COLUMBUS(USA)	23 MAR 2008	25.43
26	GARCIA VEGA Vanessa	PUR	18 JUL 1984	RIO DE JANEIRO(BRA)	16 JUL 2007	25.46
27	POON Victoria	CAN	12 OCT 1984	MONTREAL(CAN)	1 APR 2008	25.47
28	SERIKOVA Oksana	UKR	11 JUN 1985	PARIS(FRA)	5 AUG 2007	25.56
29	AKSENOVA Anastasia	RUS	5 MAR 1990	MOSCOW(RUS)	9 JUN 2008	25.57
30	MATSA Martha	GRE	5 APR 1987	TRIPOLIS(GRE)	4 AUG 2007	25.67
	ROUBA Tatiana	ESP	15 SEP 1983	BARCELONA(ESP)	27 JUL 2007	25.70
	CHANG Heejin	KOR	5 SEP 1986	ULSAN(KOR)	17 APR 2008	25.78
	NAJDANOVSKI Miloslava	SRB	10 JAN 1988	BELGRADE(SRB)	21 JUN 2008	25.87
	RAGNARSDOTTIR Ragnheidur	ISL	24 OCT 1984	EINDHOVEN(NED)	8 DEC 2007	25.95
	KAZIKOVA Sandra	CZE	13 JUL 1976	PARDUBICE(CZE)	29 FEB 2008	25.99
	JUMAH Bayan	SYR	13 JAN 1994	DAMASCUS(SYR)	3 MAR 2008	26.00
	VANDERPOOL-WALLACE Arianna	BAH	9 MAR 1990	NASSAU(BAH)	29 JUN 2008	26.04
	GOSTOMELSKY Anna	ISR	9 JUN 1981	EINDHOVEN(NED)	23 MAR 2008	26.08
	MOODIE Natasha	JAM	8 OCT 1990	COLUMBUS OHIO(USA)	5 APR 2008	26.08
	LEUNG Chii Lin	MAS	11 FEB 1991	KUALA LUMPUR(MAS)	4 MAY 2008	26.18
	PABOK Monika	CRO	30 NOV 1991	EINDHOVEN(NED)	18 MAR 2008	26.25
	DOBAR Eva	HUN	4 MAR 1993	BUDAPEST(HUN)	12 MAR 2008	26.26
	SOVINEK Nina	SLO	26 MAY 1985	LJUBLJANA(SLO)	31 JUL 2007	26.27
	CHAN Yu Ning Elaine	HKG	15 MAR 1988	HONG KONG(HKG)	2 SEP 2007	26.28
	Mc LEAN Sharntelle	TRI	1 JUN 1984	NASSAU(BAH)	29 JUN 2008	26.28
	BUGAKOVA Mariya	UZB	6 JUL 1985	SAINT-PETERSBURG(RUS)	25 JUL 2007	26.29
	COLORADO Carolina	COL	7 SEP 1987	AUSTIN(USA)	7 JUN 2008	26.30
	MULYAYEVA Marina	KAZ	30 APR 1981	ALMATY(KAZ)	20 MAY 2008	26.30
	VDOVICENCO Veronica	MDA	27 AUG 1985	MINSK(BLR)	17 JUN 2008	26.30
	SIMMS Christel	PHI	20 SEP 1990	STANFORD(USA)	7 APR 2008	26.31
	BAHAMONDE Yamile	ECU	4 JUN 1987	IRVINE(USA)	23 MAY 2008	26.32
	MILEISYTE Rugile	LTU	11 MAY 1988	rome(ITA)	7 JUN 2008	26.32
	MOPIO-JANE Anna-Liza	PNG	3 DEC 1986	CHRISTCHORCH(NZL)	8 JUN 2008	26.84
	MONU Ngozi	NGR	17 JAN 1981	ALGIER(ALG)	18 JUL 2007	27.31

<u>QUESADA Marianela</u>	<u>CRC</u>	17 APR 1988	GRE	19 APR 2008	27.71
<u>PIGOT Chinyere</u>	<u>SUR</u>	1 MAY 1993	WILLEMSTAD(CUB)	30 APR 2008	28.29
<u>TAHA Razan</u>	<u>JOR</u>	29 DEC 1991	AMMAN(JOR)	15 AUG 2007	28.36
<u>VIEIRA Jessica</u>	<u>MOZ</u>	13 NOV 1991	AVEIRO(POR)	22 DEC 2007	28.41
<u>ANDRIAMANJATOARIMANANA Tojohanitra</u>	<u>MAD</u>	31 OCT 1990	ALCIER(ALG)	1 JUL 2007	28.66
<u>MARKU Rovena</u>	<u>ALB</u>	21 MAY 1987			28.70
<u>TORREZ Dalia Massiel</u>	<u>NCA</u>	29 MAR 1990	MANAGUA(NCA)	31 MAY 2007	28.84
<u>ETIENNETTE Diane</u>	<u>MRI</u>	23 APR 1988	MELBOURNE(AUS)	11 JUL 2008	29.01
<u>ROMERO Ana Crysna da Silva</u>	<u>ANG</u>	4 MAY 1988	LUANDA(ANG)	15 JUL 2008	29.08
<u>KOH Maria Grace</u>	<u>BRU</u>	25 OCT 1992	BANDAR SERI BEGAWAN(BRU)		29.16
<u>GOMES Ximene</u>	<u>MOZ</u>	8 SEP 1989	ALGIERS(ALG)	1 JUL 2007	29.20
<u>KHAN Kiran</u>	<u>PAK</u>	21 DEC 1989	ISLAMABAD(PAK)	5 SEP 2007	29.43
<u>MORENO Katerine</u>	<u>BOL</u>	4 MAY 1974	MELBOURNE(AUS)	31 MAR 2007	29.46
<u>HUSSAIN Aminath Rouya</u>	<u>MDV</u>	1 SEP 1990	ISLAM ABADH(PAK)	5 SEP 2007	29.62
<u>DASHTSEREN Saintsetseg</u>	<u>MGL</u>	19 SEP 1990	MANCHESTER(GBR)	2 MAR 2008	29.98
<u>AKHTER Ms Doll</u>	<u>BAN</u>	15 JAN 1986	DHAKA(BAN)	24 FEB 2008	30.17
<u>DIAMINI Senele</u>	<u>SWZ</u>	1 APR 1992	MELBOURNE(AUS)	30 MAR 2007	30.33
<u>PAXINOS Samantha</u>	<u>BOT</u>	25 FEB 1988	ALGIERA(ALG)	1 JUL 2007	30.60
<u>NAKITANDA Olivia Aya</u>	<u>UGA</u>	27 AUG 1984	MELBOURNE(AUS)	1 MAR 2007	30.63
<u>IZMAYLOVA Katerina</u>	<u>TJK</u>	10 JUN 1977	DUSHANE(TJK)	17 AUG 2007	31.00
<u>MOSHI Magdalena Ruth Alex</u>	<u>TAN</u>	30 NOV 1990	MANCHESTER(GBR)	12 APR 2008	31.47
<u>DANIEL Debra</u>	<u>FSM</u>	4 MAR 1991	MANCHESTER(GBR)	12 APR 2008	32.07
<u>HEMTHON Vitiny</u>	<u>CAM</u>	15 AUG 1992	NAKHON RATCHSIMA(THA)	12 DEC 2007	32.14
<u>YOBECH Silko</u>	<u>PLW</u>	27 JAN 1991	CHRISTCHURCH(NZL)	8 JUN 2008	32.42
<u>PINTO Zahra</u>	<u>MAW</u>	14 NOV 1993	LILONGWE(MAW)	2 MAR 2008	34.38
<u>VONGPHACHANH Vilayphone</u>	<u>LAO</u>	6 APR 1986	MELBOURNE(AUS)	19 MAR 2007	35.44
<u>GUEDIA MOUAFO Antoinette Joyce</u>	<u>CMR</u>	21 OCT 1995			36.00
<u>NASSAR Zakia</u>	<u>PLE</u>	2 APR 1987	MELBOURNE(AUS)	1 APR 2007	38.17
<u>UWAMA HORO Elsie</u>	<u>BDI</u>	23 OCT 1988	MELBOURNE(AUS)	29 SEP 2007	40.00
<u>FARMER Virginia</u>	<u>ASA</u>	19 OCT 1975			
<u>KOUSSIHOUËDE Gloria</u>	<u>BEN</u>	4 APR 1987			
<u>AL BITAR Sameera</u>	<u>BRN</u>	21 FEB 1990			
<u>NIKIEMA Elisabeth</u>	<u>BUR</u>	18 FEB 1982			
<u>LI Zhesi</u>	<u>CHN</u>	7 AUG 1993			
<u>FAJARDO SIERRA Sharon Paola</u>	<u>HON</u>	7 NOV 1989			
<u>KIRCHNER Julianne</u>	<u>MHL</u>	19 DEC 1991			
<u>KARKI Karishma</u>	<u>NEP</u>	18 JUL 1993			
<u>GIRIMBABAZI Pamela</u>	<u>RWA</u>	10 JAN 1985			
<u>HIGHT Ethel</u>	<u>ZAM</u>	13 FEB 1981			

**Legend**

OR - Olympic Record

WR - World Record

=OR - Equal Olympic Record

=WR - Equal World Record

10:24:20 3 AUG 2008



Entry List By Event



WOMEN'S 100M FREESTYLE  
AS OF 3 AUG 2008

	Record	Split	Name	NOC	Location	Date
WR	52.88	25.40	HENRY Jodie	AUS	Athens (GRE)	18 AUG 2004
OR	53.52	26.24	HENRY Jodie	AUS	Athens (GRE)	18 AUG 2004

	Name	NOC	Date of Birth	Location of Qualification	Date of Qualification	Qualifying Time
1	TRICKETT Lisbeth	AUS	28 JAN 1985	SYDNEY(AUS)	27 MAR 2008	52.88
2	STEFFEN Britta	GER	16 NOV 1983	BERLIN(GER)	22 APR 2008	53.20
3	CAMPBELL Cate	AUS	20 MAY 1992	SANTA CLARA(USA)	16 MAY 2008	53.30
4	COUGHLIN Natalie	USA	23 AUG 1982	SANTA CLARA(USA)	16 MAY 2008	53.39
5	VELDHUIS Marleen	NED	29 JUN 1979	EINDHOVEN(NED)	9 DEC 2007	53.58
6	DEKKER Inge	NED	18 AUG 1985	EINDHOVEN(NED)	18 MAR 2008	53.77
7	METELLA Malla	FRA	23 FEB 1982	DUNKERQUE(FRA)	25 APR 2008	53.99
8	NYMEYER Lacey	USA	29 OCT 1985	OMAHA(USA)	4 JUL 2008	54.02
9	MORNINGSTAR Erica	CAN	3 MAR 1989	MELBOURNE(AUS)	29 MAR 2007	54.08
10	SEPPALA Hanna-Maria	FIN	13 DEC 1984	EINDHOVEN(NED)	18 MAR 2008	54.09
11	PANG Jiaying	CHN	6 JAN 1985	SHAOXING(CHN)	4 APR 2008	54.17
12	HALSKALL Francesca	GBR	12 APR 1990	ROME(ITA)	6 JUN 2008	54.27
13	McCLATCHEY Caitlin	GBR	28 NOV 1985	SHEFFIELD(GBR)	31 MAR 2008	54.31
14	LILLHAGE Josefin	SWE	15 MAR 1980	EINDHOVEN(NED)	20 MAR 2008	54.48
15	POPCHANKA Alena	FRA	28 JUL 1979	DUNKERQUE(FRA)	25 APR 2008	54.49
16	ALSHAMMAR Therese	SWE	26 AUG 1977	ROME(ITA)	5 JUL 2007	54.69
17	ZHU Yingwen	CHN	9 OCT 1981	SHAOXING(CHN)	4 APR 2008	54.83
18	GERASIMENYA Aleksandra	BLR	31 DEC 1985	MELBOURNE(AUS)	1 MAR 2007	54.90
19	DALLMANN Petra	GER	21 NOV 1978	BERLIN(GER)	22 APR 2008	54.90
20	WILKINSON Julia	CAN	12 JUN 1987	VANCOUVER(CAN)	22 MAY 2008	55.05
21	KORC Agata Ewa	POL	27 MAR 1986	OMAHA(USA)	6 JUN 2008	55.21
22	MORAVCOVA Martina	SVK	16 JAN 1976	EINDHOVEN(NED)	19 MAR 2008	55.30
23	BARBOSA Tatiana	BRA	10 DEC 1978	RIO DE JANEIRO(BRA)	11 MAY 2008	55.34
24	RETEF Lize	RSA	30 NOV 1986	DURBAN(RSA)	1 APR 2008	55.38
25	AKSENOVA Anastasia	RUS	5 MAR 1990	MOSCOW(RUS)	7 JUN 2008	55.51
26	OTTESEN Jeanette	DEN	30 DEC 1987	CANET(FRA)	14 JUN 2008	55.53
27	GOSTOMELSKY Anna	ISR	9 JUN 1981	EINDHOVEN(NED)	19 MAR 2008	55.62
28	FUSTER Maria	ESP	4 MAR 1985	EINDHOVEN(NED)	19 MAR 2008	55.73
29	SIMONETTO Maria Laura	ITA	11 NOV 1987	LIVORNO(ITA)	4 APR 2008	55.77
30	SEMECO ARISMENDI Arlene Iradie	VEN	11 JAN 1984	RIO DE JANEIRO(BRA)	18 JUL 2007	55.78
	ALJAND Trilin	EST	8 JUL 1985	COLUMBUS(USA)	23 MAR 2008	55.82
	NAJDANOVSKI Miroslava	SRB	10 JAN 1988	BELGRADE(SRB)	22 JUN 2008	55.87
	STEPANYUK Darya	UKR	22 MAY 1990	EINDHOVEN(NED)	19 MAR 2008	55.92
	KLUSACKOVA Jana	CZE	29 OCT 1977	PARIS(FRA)	2 AUG 2007	55.95
	VANDERPOOL-WALLACE Arianna	BAH	9 MAR 1990	NASSAU(BAH)	28 JUN 2008	56.01
	RAGNARSDOTTIR Ragnheidur	ISL	24 OCT 1984	MELBOURNE(AUS)	29 MAR 2007	56.06
	WILSON Hannah Jane Arnett	HKG	10 MAR 1989	LOS ANGELES(USA)	8 JUN 2008	56.07
	SOVINEK Nina	SLO	26 MAY 1985	EINDHOVEN(NED)	19 MAR 2008	56.11
	KOSCHISCHKEK Birgit	AUT	22 MAY 1987	EINDHOVEN(NED)	19 MAR 2008	56.15
	KOSTI Eleni	GRE	6 NOV 1985	THESSALONIKI(GRE)	20 APR 2008	56.30
	CHANG Heejin	KOR	5 SEP 1986	INDIANAPOLIS(USA)	1 AUG 2007	56.33
	STYLIANOU Anna	CYP	20 MAY 1986	THESSALONIKI(GRE)	20 APR 2008	56.77
	TOMPA Orsolya	HUN	14 JUL 1991	ANIKERPEN(BEL)	17 JUL 2007	56.81
	QUAH Ting Wen	SIN	18 AUG 1992	SINGAPORE(SIN)	4 JUN 2008	56.86
	NIEH Pin-Chieh	TPE	12 JUN 1988	TAINAN CITY(TPE)	21 OCT 2007	57.02
	JUNKRAJANG Natthanan	THA	13 APR 1986	SINGAPORE(SIN)	4 JUN 2008	57.10
	SHLEMOVA Irlina	UZB	25 MAR 1984	SAINT-PETERSBURG(RUS)	22 JUL 2007	57.13
	SIMMS Christel	PHI	20 SEP 1990	INDIANAPOLIS(USA)	7 AUG 2007	57.17
	SCERRI Madeleine	MLT	11 AUG 1989	MELBOURNE(AUS)	1 APR 2007	58.47
	POPOVSKA Elena	MKD	6 JAN 1990	DUBROVNIK(CRO)	10 JUL 2008	1:00.06
	VIEIRA Jessica	MOZ	13 NOV 1991	AVEIRO(POR)	22 DEC 2007	1:00.10
	GOMES Ximene	MOZ	8 SEP 1989	ALGIERS(ALG)		1:03.59
	HACHATRYAN Olga	TKM	6 JUL 1992	MELBOURNE(AUS)	23 MAR 2007	1:16.91

Entry List By Event



WOMEN'S 200M FREESTYLE  
AS OF 3 AUG 2008

	Record	Split	Name	NOC	Location	Date
WR	1:55.52	27.13	56.24	1:25.69	FRIEDRICH Heike	<u>GDR</u> Seoul (KOR) 21 SEP 1988
OR	1:57.65	28.55	58.50	1:26.03	FRIEDRICH Heike	<u>GDR</u> Seoul (KOR) 21 SEP 1988

	Name	NOC	Date of Birth	Location of Qualification	Date of Qualification	Qualifying Time
1	<u>HOFF Katie</u>	<u>USA</u>	3 JUN 1989	OMAHA(USA)	2 JUL 2008	1:55.88
2	<u>ISAKOVIC Sara</u>	<u>SLO</u>	9 JUN 1988	DUBROVNIK(CRO)	13 JUL 2008	1:55.90
3	<u>SCHMITT Allison</u>	<u>USA</u>	7 JUN 1990	OMAHA(USA)	2 JUL 2008	1:55.92
4	<u>PELLEGRINI Federica</u>	<u>ITA</u>	5 AUG 1988	ROMA(ITA)	8 JUN 2008	1:56.10
5	<u>BARRATT Bronte</u>	<u>AUS</u>	8 FEB 1989	SYDNEY(AUS)	25 MAR 2008	1:56.60
6	<u>JACKSON Joanne</u>	<u>GBR</u>	12 SEP 1986	ROME(ITA)	6 JUN 2008	1:56.61
7	<u>MACKENZIE Linda</u>	<u>AUS</u>	14 DEC 1983	SYDNEY(AUS)	25 MAR 2008	1:56.99
8	<u>McCLATCHEY Caitlin</u>	<u>GBR</u>	28 NOV 1985	SHEFFIELD(GBR)	5 APR 2008	1:57.09
9	<u>POTEC Camelia Alina</u>	<u>ROU</u>	19 FEB 1982	EINDHOVEN(NED)	23 MAR 2008	1:57.47
10	<u>MONGEL Aurore</u>	<u>FRA</u>	19 APR 1982	DUNKERQUE(FRA)	23 APR 2008	1:57.63
11	<u>LILLHAGE Josefin</u>	<u>SWE</u>	15 MAR 1980	MELBOURNE(AUS)	25 MAR 2008	1:57.78
12	<u>LURZ Annika</u>	<u>GER</u>	6 SEP 1979	BERLIN(GER)	20 APR 2008	1:57.83
13	<u>MUTINA Agnes</u>	<u>HUN</u>	19 APR 1988	EINDHOVEN(NED)	23 MAR 2008	1:58.06
14	<u>ETIENNE Ophelie-Cyrielle</u>	<u>FRA</u>	9 SEP 1990	DUNKERQUE(FRA)	23 APR 2008	1:58.18
15	<u>PANG Jiaying</u>	<u>CHN</u>	6 JAN 1985	SHAOXING(CHN)	31 MAR 2008	1:58.32
16	<u>ZHU Qianwei</u>	<u>CHN</u>	28 SEP 1990	SHAOXING(CHN)	31 MAR 2008	1:58.55
17	<u>DALLMANN Petra</u>	<u>GER</u>	21 NOV 1978	BERLIN(GER)	20 APR 2008	1:58.60
18	<u>WILKINSON Julia</u>	<u>CAN</u>	12 JUN 1987	MONTREAL(CAN)	1 APR 2008	1:58.73
19	<u>UEDA Haruka</u>	<u>JPN</u>	27 APR 1988	TOKYO(JPN)	17 APR 2008	1:59.09
20	<u>MARKO-VARGA Ida</u>	<u>SWE</u>	10 MAR 1985	EINDHOVEN(NED)	23 MAR 2008	1:59.10
21	<u>COSTA Melania Felicitas</u>	<u>ESP</u>	24 APR 1988	PALMA MALLORCA(ESP)	4 APR 2008	1:59.12
22	<u>BELJAKINA Daria</u>	<u>RUS</u>	16 NOV 1986	EINDHOVEN(NED)	22 MAR 2008	1:59.16
23	<u>SAUMUR Genevieve</u>	<u>CAN</u>	23 JUN 1987	MONTREAL(CAN)	1 APR 2008	1:59.22
24	<u>MITA Maki</u>	<u>JPN</u>	22 APR 1983	MELBOURNE(AUS)	29 MAR 2007	1:59.25
25	<u>CORFE Melissa</u>	<u>RSA</u>	20 JAN 1986	DURBAN(RSA)	4 APR 2008	1:59.76
26	<u>KROMOWIDJOJO Ranomi</u>	<u>NED</u>	20 AUG 1990	EINDHOVEN(NED)	22 MAR 2008	1:59.77
27	<u>BARZYCKA Paulina</u>	<u>POL</u>	18 MAR 1986	MELBOURNE(AUS)	27 MAR 2007	1:59.94
28	<u>FERREIRA Monique</u>	<u>BRA</u>	29 JUN 1980	SÃO PAULO(BRA)	15 MAR 2008	2:00.62
29	<u>KOSTI Eleni</u>	<u>GRE</u>	6 NOV 1985	PTOLEMAIDA(GRE)	17 MAY 2008	2:00.97
30	<u>STEINEGGER Joerdis</u>	<u>AUT</u>	8 FEB 1983	EINDHOVEN(NED)	22 MAR 2008	2:01.24
	<u>STYLIANOU Anna</u>	<u>CYP</u>	20 MAY 1986	ATHENS(GRE)	10 MAY 2008	2:01.60
	<u>YANG Chin-Kuei</u>	<u>TPE</u>	30 SEP 1987	CHIAYI(TPE)	14 JUN 2008	2:01.64
	<u>PARTOKA Elina</u>	<u>EST</u>	2 AUG 1983	BRATISLAVA(SVK)	8 JUL 2007	2:01.75
	<u>NOCHER Melanie</u>	<u>IRL</u>	18 JUN 1988	MELBOURNE(AUS)	27 MAR 2007	2:02.04
	<u>RIGAMONTI Flavia</u>	<u>SUI</u>	1 JUL 1981	AUSTIN(USA)	7 JUN 2008	2:02.09
	<u>LIM Lynette</u>	<u>SIN</u>	25 APR 1992	LOS ANGELES(USA)	7 JUN 2008	2:02.16
	<u>JANSEN Louise Mai</u>	<u>DEN</u>	14 APR 1984	AARHUS(DEN)	7 JUL 2007	2:02.20
	<u>AU Hoi Shun Stephanie</u>	<u>HKG</u>	30 MAY 1992	Hong Kong(HKG)	17 NOV 2007	2:02.40
	<u>RANGELOVA Nina</u>	<u>BUL</u>	22 OCT 1990	THESALONIKI(GRE)	19 APR 2008	2:02.42
	<u>LEE Keora</u>	<u>KOR</u>	7 MAY 1989	MELBOURNE(AUS)	27 MAR 2007	2:02.61
	<u>MAILLIET Christine</u>	<u>LUX</u>	9 JAN 1987	LUXEMBOURG(LUX)	15 JUN 2008	2:02.71
	<u>KHUDYAKOVA Nataliya</u>	<u>UKR</u>	8 FEB 1985	PARIS(FRA)	5 AUG 2007	2:02.88
	<u>JUNKRAJANG Natthanan</u>	<u>THA</u>	13 APR 1986	NAKHON RATCHASIMA(THA)	10 DEC 2007	2:03.00
	<u>TRISIC Anja</u>	<u>CRO</u>	28 APR 1987	DUBROVNIK(CRO)	10 JUL 2008	2:03.01
	<u>SVERRISDOTTIR Sigrun Bra</u>	<u>ISL</u>	23 MAR 1990	MONTE-CARLO(MON)	7 JUN 2008	2:03.35
	<u>OSTOJIC Milica</u>	<u>SRB</u>	16 OCT 1991	BELGRADE(SRB)	20 JUL 2008	2:03.43
	<u>VILLARREAL Heysi</u>	<u>CUB</u>	26 AUG 1986	HAVANA(CUB)	20 MAR 2008	2:03.56

Legend

OR - Olympic Record      WR - World Record      =OR - Equal Olympic Record      =WR - Equal World Record

Entry List By Event



WOMEN'S 400M FREESTYLE  
AS OF 3 AUG 2008

	Record	Split			Name	NOC	Location	Date	
WR	4:01.53	28.84	59.01	1:29.22	1:59.60	EVANS Janet	USA	Seoul (KOR)	22 SEP 1988
		2:29.92	3:00.41	3:31.16					
OR	4:03.85	59.99	2:02.14	3:03.40	EVANS Janet	USA	Seoul (KOR)	22 SEP 1988	

	Name	NOC	Date of Birth	Location of Qualification	Date of Qualification	Qualifying Time
1	PELLEGRINI Federica	ITA	5 AUG 1988	EINDHOVEN(NED)	24 MAR 2008	4:01.53
2	HOFF Katie	USA	3 JUN 1989	COLUMBIA(USA)	16 FEB 2008	4:02.20
3	MANAUDOU Laure	FRA	9 OCT 1986	MELBOURNE(AUS)	25 MAR 2007	4:02.61
4	ZIEGLER Kate	USA	27 JUN 1988	OMAHA(USA)	30 JUN 2008	4:03.92
5	BALMY Coralie	FRA	27 NOV 1985	EINDHOVEN(NED)	24 MAR 2008	4:04.15
6	JEDRZEJCZAK Otylia	POL	13 DEC 1983	MELBOURNE(AUS)	25 MAR 2007	4:04.23
7	ADLINGTON Rebecca	GBR	17 FEB 1989	SHEFFIELD(GBR)	2 APR 2008	4:04.50
8	BARRATT Bronte	AUS	8 FEB 1989	SANTA CLARA(USA)	16 MAY 2008	4:04.57
9	MACKENZIE Linda	AUS	14 DEC 1983	SYDNEY(AUS)	23 MAR 2008	4:04.73
10	SHIBATA Ai	JPN	14 MAY 1982	MELBOURNE(AUS)	25 MAR 2007	4:05.19
11	JACKSON Joanne	GBR	12 SEP 1986	SHEFFIELD(GBR)	1 APR 2008	4:05.38
12	POTEC Camella Allna	ROU	19 FEB 1982	EINDHOVEN(NED)	25 MAR 2008	4:05.72
13	LURZ Annika	GER	6 SEP 1979	BERLIN(GER)	19 APR 2008	4:08.48
14	CORFE Melissa	RSA	20 JAN 1986	DURBAN(RSA)	1 APR 2008	4:08.70
15	TROTT Wendy	RSA	14 FEB 1990	DURBAN(RSA)	1 APR 2008	4:08.88
16	VILAECIJA Erika	ESP	2 JUN 1984	PALMA MALLORCA(ESP)	5 APR 2008	4:08.99
17	FILIPPI Alessia	ITA	23 JUN 1987	EINDHOVEN(NED)	24 MAR 2008	4:09.12
18	RIGAMONTI Flavia	SUI	1 JUL 1981	AUSTIN(USA)	6 JUN 2008	4:09.29
19	FRIIS Lotte	DEN	9 FEB 1988	CANET(FRA)	15 JUN 2008	4:09.44
20	TAN Miao	CHN	6 JAN 1987	SHAOXING(CHN)	2 APR 2008	4:09.69
21	HORNER Stephanie	CAN	19 MAR 1989	MONTREAL(CAN)	1 APR 2008	4:10.16
22	FAGUNDEZ Gabriela	SWE	11 OCT 1985	EINDHOVEN(NED)	24 MAR 2008	4:10.20
23	KING Savannah	CAN	4 JUN 1992	MONTREAL(CAN)	1 APR 2008	4:10.28
24	EHMOKE Jaana	GER	18 MAY 1987	BERLIN(GER)	19 APR 2008	4:10.53
25	LI Mo	CHN	21 JAN 1990	SHAOXING(CHN)	1 APR 2008	4:11.15
26	STEINEGGER Joerdis	AUT	8 FEB 1983	BANGKOK(THA)	11 AUG 2007	4:11.88
27	BELIAKINA Darla	RUS	16 NOV 1986	SAINT-PETERSBURG(RUS)	20 FEB 2008	4:12.17
28	FERREIRA Monique	BRA	29 JUN 1980	SAO PAULO(BRA)	16 DEC 2007	4:13.03
29	ESCOBAR Susana	MEX	13 DEC 1987	STANFORD CAL(USA)	5 APR 2008	4:13.06
30	AU Hoi Shun Stephanie	HKG	30 MAY 1992	Hong Kong(HKG)	18 NOV 2007	4:13.81
	EFSTATHIOU Eleftheria Evgenia	GRE	5 JUL 1989	ATHENS(GRE)	11 MAY 2008	4:13.91
	BIAGIOLI Cecilia Elizabeth	ARG	1 MAR 1985	RIO DE JANEIRO(BRA)	16 JUL 2007	4:15.70
	LIM Lynette	SIN	25 APR 1992	LOS ANGELES(USA)	6 JUN 2007	4:16.42
	YANG Chin-Kuei	TPE	30 SEP 1987	BANGKOK(THA)	11 AUG 2007	4:16.94
	MARCUS Golda	ESA	15 MAR 1983	COLUMBIA(USA)	15 FEB 2008	4:17.61
	KHOO Cai Lin	MAS	25 DEC 1988	NAKHON RATCHASIMA(THA)	8 DEC 2007	4:18.20
	LENNOX Kristina	PUR	24 APR 1985	OHIO(USA)	3 APR 2008	4:18.96
	LEE Jieun	KOR	18 JUN 1989	JEJU(KOR)	23 MAR 2008	4:19.42
	PINTO PEREZ Yanel Andreina	VEN	20 MAY 1989	LIMA(PER)	11 JUN 2008	4:19.47
	LEHTONEN Eva	FIN	6 JUN 1991	TEXAS(USA)	16 MAY 2008	4:19.53
	KHUDYAKOVA Nataliya	UKR	8 FEB 1985	BANGKOK(THA)	11 AUG 2007	4:19.67
	JUNKRAJANG Natthanant	THA	13 APR 1986	NAKHON RATCHASIMA(THA)	8 DEC 2007	4:20.01
	AUSTIN Shrone	SEY	31 JAN 1989	DUNBAN(RSA)	1 APR 2008	4:38.66
	KAPAS Boglarka	HUN	22 APR 1993			

Legend

OR - Olympic Record

WR - World Record

=OR - Equal Olympic Record

=WR - Equal World Record

Entry List By Event



WOMEN'S 800M FREESTYLE  
AS OF 3 AUG 2008

	Record	Split			Name	NOC	Location	Date
WR	8:16.22	1:00.20	2:02.53	3:05.12	4:07.92	BENNETT Brooke	USA Sydney (AUS)	22 SEP 2000
		5:10.27	6:12.82	7:15.44				
OR	8:19.67	29.60	1:00.50	1:31.62	2:02.87	BENNETT Brooke	USA Sydney (AUS)	22 SEP 2000
		2:33.97	3:05.37	3:36.47	4:07.83			
		4:39.08	5:10.54	5:41.86	6:13.32			
		6:44.84	7:16.84	7:48.66				

	Name	NOC	Date of Birth	Location of Qualification	Date of Qualification	Qualifying Time
	<del>NAGY Rake</del>	<del>HUN</del>	<del>9 NOV 1986</del>	<del>EINDHOVEN(NED)</del>	<del>10 MAR 2008</del>	<del>43.17</del>
1	ZIEGLER Kate	USA	27 JUN 1988	MELBOURNE(AUS)	25 MAR 2007	8:18.52
2	ADLINGTON Rebecca	GBR	17 FEB 1989	SHEFFIELD(GBR)	3 APR 2008	8:19.22
3	HOFF Katie	USA	3 JUN 1989	COLUMBUS(USA)	4 APR 2008	8:19.70
4	FILIPPI Alessia	ITA	23 JUN 1987	ROMA(ITA)	7 JUN 2008	8:20.70
5	SHIBATA Ai	JPN	14 MAY 1982	CHIBA(JPN)	24 AUG 2007	8:23.76
6	POTEC Camelia Alina	ROU	19 FEB 1982	DUNKERQUE(FRA)	26 APR 2008	8:23.78
7	VILLAECIJA Erika	ESP	2 JUN 1984	EINDHOVEN(NED)	21 MAR 2008	8:24.08
8	PALMER Kylie	AUS	25 FEB 1990	SYDNEY(AUS)	28 MAR 2008	8:24.30
9	RIGAMONTI Flavia	SUI	1 JUL 1981	BANKOK(THA)	9 AUG 2007	8:25.59
10	BALMY Coralie	FRA	27 NOV 1985	DUNKERQUE(FRA)	26 APR 2008	8:25.63
11	<del>SHMCKS Tara</del>	<del>GBR</del>	<del>18 MAY 1987</del>	<del>BERLIN(GBR)</del>	<del>23 APR 2008</del>	<del>8:26.70</del>
12	LI Xuanxu	CHN	5 FEB 1994	WUHAN(CHN)	28 OCT 2007	8:27.65
13	HUBER Sophie	FRA	26 NOV 1985	MELBOURNE(AUS)	31 MAR 2007	8:28.23
14	FRIIS Lotte	DEN	9 FEB 1988	EINDHOVEN(NED)	21 MAR 2008	8:28.88
15	PELLEGRINI Federica	ITA	5 AUG 1988	PESARO(ITA)	27 JUL 2007	8:29.01
16	PATTEN Cassandra	GBR	1 JAN 1987	SHEFFIELD(GBR)	5 APR 2008	8:29.83
17	YOU Melhong	CHN	31 JAN 1993	WUHAN(CHN)	28 OCT 2007	8:32.10
18	HUNKS Tanya	CAN	24 AUG 1980	MONTREAL(CAN)	1 APR 2008	8:33.61
19	SOKOLOVA Elena	RUS	13 FEB 1991	EINDHOVEN(NED)	20 MAR 2008	8:33.62
20	TROTT Wendy	RSA	14 FEB 1990	DURBAN(RSA)	3 APR 2008	8:34.11
21	FUJINO Mako	JPN	25 MAY 1983	TOKYO(JPN)	19 APR 2008	8:34.17
22	GORMAN Melissa	AUS	11 DEC 1985	SYDNEY(AUS)	16 FEB 2008	8:35.36
23	EFSTATHIOU Eleftheria Evgenia	GRE	5 JUL 1989	ATHENS(GRE)	9 MAY 2008	8:37.53
24	PINTO PEREZ Andreina del Valle	VEN	10 SEP 1981	MONTERREY(MEX)	10 JUL 2008	8:37.82
25	ESCOBAR Susana	MEX	13 DEC 1987	STANFORD CAL(USA)	4 APR 2008	8:38.65
26	KOBIRICH Kristel	CHI	9 AUG 1985	MELBOURNE(AUS)	30 MAR 2007	8:40.46
27	FAGUNDEZ Gabriella	SWE	11 OCT 1985	HALMSTAD(SWE)	28 JUL 2008	8:41.91
28	BIAGIOLI Cecilia Elizabeth	ARG	1 MAR 1985	RIO DE JANEIRO(BRA)	2 MAY 2007	8:46.87
29	KHOO Cai Lin	MAS	25 DEC 1988	NAKHON RATCHSIMA(THA)	9 DEC 2007	8:47.80
30	STEINEGGER Joerdis	AUT	8 FEB 1983	BANGKOK(THA)	9 AUG 2007	8:47.81
	LIM Lynette	SIN	25 APR 1992	SOUTHERN CALIFORNIA(USA)	25 MAY 2008	8:48.46
	AU Hoi Shun Stephanie	HKG	30 MAY 1992	Hong Kong(HKG)	31 AUG 2007	8:50.21
	MARCUS Golda	ESA	15 MAR 1983	STA CLARA(USA)	15 FEB 2008	8:51.03
	LEHTONEN Eva	FIN	6 JUN 1991	TEXAS(USA)	18 MAY 2008	8:52.20
	SZCZEPANIAK Karolina Paulina	POL	12 AUG 1992	OSTROWIEK SWIETOKRZYSKI(POL)	6 APR 2008	8:53.31

Legend

OR - Olympic Record      WR - World Record      =OR - Equal Olympic Record      =WR - Equal World Record

22  
13

Entry List By Event



WOMEN'S 100M BACKSTROKE  
AS OF 3 AUG 2008

	Record	Split	Name	NOC	Location	Date
WR	58.97	28.45	COUGHLIN Natalie	USA	Athens (GRE)	21 AUG 2004
OR	59.68	29.07	COUGHLIN Natalie	USA	Athens (GRE)	21 AUG 2004

	Name	NOC	Date of Birth	Location of Qualification	Date of Qualification	Qualifying Time
	<del>COLORADO Carolina</del>	<del>COL</del>	<del>7 SEP 1987</del>	<del>RIO DE JANEIRO(BRA)</del>	<del>10 MAY 2008</del>	<del>26.30</del>
1	COUGHLIN Natalie	USA	23 AUG 1982	OMAHA(USA)	1 JUL 2008	58.97
2	HOELZER Margaret	USA	30 MAR 1983	OMAHA(USA)	1 JUL 2008	59.21
3	ZUEVA Anastasia	RUS	8 MAY 1990	EINDHOVEN(NED)	20 MAR 2008	59.41
4	COVENTRY Kirsty	ZIM	19 SEP 1983	AUSTIN TEXAS(USA)	7 MAR 2008	59.42
5	MANAUDOU Laure	FRA	9 OCT 1986	EINDHOVEN(NED)	20 MAR 2008	59.50
6	SEEBOHM Emily	AUS	5 JUN 1992	SYDNEY(AUS)	24 MAR 2008	59.59
7	ZHAO Jing	CHN	31 DEC 1990	SHAOXING(CHN)	4 APR 2008	59.81
8	ITO Hanae	JPN	18 JAN 1985	TOKYO(JPN)	17 APR 2008	59.83
9	EDINGTON Sophie	AUS	12 DEC 1984	SYDNEY(AUS)	24 MAR 2008	59.84
10	SPOFFORTH Gemma	GBR	17 NOV 1987	SHEFFIELD(GBR)	1 APR 2008	59.89
11	NAKAMURA Reiko	JPN	17 MAY 1982	TOKYO(JPN)	17 APR 2008	59.96
12	ZHIVANEVSKAYA Nina Alexandrovna	ESP	24 JUN 1977	EINDHOVEN(NED)	21 MAR 2008	1:00.29
13	CASTEL Alexianne	FRA	25 JUL 1990	DUNKERQUE(FRA)	22 APR 2008	1:00.60
14	JOVANOVIC Sanja	CRO	15 SEP 1986	EINDHOVEN(NED)	18 MAR 2008	1:00.64
15	SIMMONDS Elizabeth	GBR	22 JAN 1991	SHEFFIELD(GBR)	2 APR 2008	1:00.66
16	AMSHENNIKOVA Iryna	UKR	19 MAY 1986	MELBOURNE(AUS)	26 MAR 2007	1:00.79
17	ZUBKOVA Kateryna	UKR	14 JUL 1988	OMAHA(USA)	5 JUN 2008	1:00.86
18	COSTER Liz	NZL	11 DEC 1982	AUCKLAND(NZL)	30 MAR 2008	1:00.93
19	MOSKVINIA Kseniya	RUS	29 MAY 1989	MOSCOW(RUS)	4 JUN 2008	1:00.95
20	XU Tianlongzi	CHN	11 JAN 1991	SHAOXING(CHN)	4 APR 2008	1:00.97
21	SZEPESI Nikolett	HUN	11 SEP 1987	EINDHOVEN(NED)	24 MAR 2008	1:01.03
22	CORFE Melissa	RSA	20 JAN 1986	DURBAN(RSA)	6 APR 2008	1:01.14
23	ZENNER Christin	GER	18 MAR 1991	BERLIN(GER)	19 APR 2008	1:01.24
24	BUSCHSCHULTE Antje	GER	27 DEC 1978	BERLIN(GER)	19 APR 2008	1:01.30
25	INGRAM Melissa	NZL	24 JUN 1985	AUCKLAND(NZL)	26 MAR 2008	1:01.30
26	PERIS Mercedes	ESP	5 JAN 1985	PALMA MALLORCA(ESP)	5 APR 2008	1:01.32
27	MOLINA Fabiola	BRA	22 MAY 1975	SAO PAULO(BRA)	16 MAR 2008	1:01.40
28	WILKINSON Julia	CAN	12 JUN 1987	MONTREAL(CAN)	1 APR 2008	1:01.41
29	ARMELLINI Romina	ITA	9 NOV 1984	LIVORNO(ITA)	5 APR 2008	1:01.56
30	GEMO Elena	ITA	17 MAR 1987	RICCIONE(ITA)	21 DEC 2007	1:01.58
	SEPPALA Hanna-Maria	FIN	13 DEC 1984	EINDHOVEN(NED)	24 MAR 2008	1:01.92
	KHOKHLOVA Svetlana	BLR	2 OCT 1984	EINDHOVEN(NED)	20 MAR 2008	1:01.99
	COONEY Aisling Margaret	IRL	27 JUL 1990	DUBLIN(IRL)	2 MAY 2008	1:02.24
	CARMAN Anja	SLO	22 MAR 1985	DUBROVNIK(CRO)	11 JUL 2008	1:02.37
	TSAI Hiu Wai Sherry	HKG	4 SEP 1983	MELBOURNE(AUS)	26 MAR 2007	1:02.41
	GONZALEZ Maria Fernanda	MEX	25 APR 1990	MONTERREY(MEX)	27 APR 2008	1:02.74
	KLOSOVA Petra	CZE	16 APR 1986	MISSOURI(USA)	18 FEB 2008	1:02.78
	GOSTOMELSKY Anna	ISR	9 JUN 1981	EINDHOVEN(NED)	20 MAR 2008	1:02.86
	DILLETTE Alana	BAH	2 DEC 1987	COLUMBUS OHIO(USA)	6 APR 2008	1:03.02
	SJOSTROM Sarah	SWE	17 AUG 1993	ROME(ITA)	6 JUN 2008	1:03.37
	BATEMAN Sarah Blake	ISL	15 JUN 1990	OMAHA(USA)	30 JUN 2008	1:03.43
	MAZUREK Zuzanna	POL	15 MAY 1991	OSTROWIEC SW.(POL)	4 APR 2008	1:03.44
	MORALES Gisela	GUA	17 DEC 1987	Santa Clara-California(USA)	17 MAY 2008	1:03.76
	STRAZMESTER Marica	SRB	28 AUG 1981	DUBROVNIK(CRO)	11 JUL 2008	1:03.76
	KIM Yuyon	KOR	16 MAR 1991	ULSAN(KOR)	19 APR 2008	1:03.82
	RUDENKO Yekaterina	KAZ	16 OCT 1994	ALMATY(KAZ)	21 MAY 2008	1:03.84
	VOLCAN SMITH Erin Nicole	VEN	12 JAN 1984	MELBOURNE(AUS)	26 MAR 2007	1:03.85
	AITKEN Kiera	BER	31 OCT 1983	PALMA DE MALLORCA(ESP)	3 APR 2008	1:04.16
	BAEZ Maria Virginia	PAR	18 NOV 1991	MONTERREY(MEX)	14 JUL 2008	1:05.43
	BODDEN BACA Christie Marie	PAN	3 MAR 1990	SAN MARINO(ITA)	1 APR 2008	1:09.87

Legend

OR - Olympic Record

WR - World Record

=OR - Equal Olympic Record

=WR - Equal World Record

# Entry List By Event

## WOMEN'S 200M BACKSTROKE AS OF 3 AUG 2008



	Record	Split	Name	NOC	Location	Date
WR	2:06.09	30.57	1:02.17	1:34.02	EGERSZEGI Krisztina	HUN Barcelona (ESP) 31 JUL 1992
OR	2:07.06	30.43	1:02.39	1:35.10	EGERSZEGI Krisztina	HUN Barcelona (ESP) 31 JUL 1992

	Name	NOC	Date of Birth	Location of Qualification	Date of Qualification	Qualifying Time
1	HOELZER Margaret	USA	30 MAR 1983	OMAHA(USA)	5 JUL 2008	2:06.09
2	COVENTRY Kirsty	ZIM	19 SEP 1983	MISSOUR(USA)	16 FEB 2008	2:06.39
3	MANAUDOU Laure	FRA	9 OCT 1986	DUNKERQUE(FRA)	26 APR 2005	2:06.64
4	BEISEL Elizabeth	USA	18 AUG 1992	OMAHA(USA)	5 JUL 2008	2:06.92
5	CASTEL Alexianne	FRA	25 JUL 1990	DUNKERQUE(FRA)	26 APR 2008	2:07.94
6	ZHAO Jing	CHN	31 DEC 1990	SHAOXING(CHN)	1 APR 2008	2:08.41
7	NAKAMURA Reiko	JPN	17 MAY 1982	MELBOURNE(AUS)	30 MAR 2007	2:08.54
8	NAY Meagen	AUS	5 OCT 1988	SYDNEY(AUS)	28 MAR 2008	2:08.55
9	ZUEVA Anastasia	RUS	8 MAY 1990	MOSCOW(RUS)	7 JUN 2008	2:08.56
10	SIMMONDS Elizabeth	GBR	22 JAN 1991	SHEFFIELD(GBR)	4 APR 2008	2:08.79
11	ITO Hanae	JPN	18 JAN 1985	ROMA(ITA)	8 JUN 2008	2:08.80
12	HOCKING Belinda	AUS	14 SEP 1990	SYDNEY(AUS)	28 MAR 2008	2:08.93
13	FILIPPI Alessia	ITA	23 JUN 1987	ROMA(ITA)	10 JUN 2007	2:09.04
14	SZEPESI Nikolett	HUN	11 SEP 1987	EINDHOVEN(NED)	19 MAR 2008	2:09.46
15	INGRAM Melissa	NZL	24 JUN 1985	AUCKLAND(NZL)	28 MAR 2008	2:09.61
16	SPOFFORTH Gemma	GBR	17 NOV 1987	SHEFFIELD(GBR)	5 APR 2008	2:09.70
17	KOMAROVA Stanislava	RUS	12 JUN 1986	MOSCOW(RUS)	8 JUN 2008	2:09.89
18	CORFÉ Melissa	RSA	20 JAN 1986	DURBAN(RSA)	2 APR 2008	2:10.03
19	VERRASZTO Evelin	HUN	17 JUL 1989	EINDHOVEN(NED)	19 MAR 2008	2:10.45
20	BERNARD Victoria Escarlata	ESP	17 MAR 1989	EINDHOVEN(NED)	19 MAR 2008	2:10.58
21	AMSHENNIKOVA Iryna	UKR	19 MAY 1986	EINDHOVEN(NED)	18 MAR 2008	2:11.42
22	CARMAN Anja	SLO	22 MAR 1985	DUBROVNIK(CRO)	10 JUL 2008	2:11.55
23	ZUBKOVA Kateryna	UKR	14 JUL 1988	OMAHA(USA)	5 JUN 2008	2:11.68
24	CHEN Yanyan	CHN	5 APR 1985	SHAOXING(CHN)	1 APR 2008	2:11.81
25	SEEMANN Lindsay	CAN	22 SEP 1992	MONTREAL(CAN)	1 APR 2008	2:12.06
26	MORANT Lydia	ESP	25 NOV 1990	MONTECARLO(MON)	7 JUN 2008	2:12.40
27	ZENNER Christin	GER	18 MAR 1991	BERLIN(GER)	22 APR 2008	2:12.61
28	JOVANOVIC Sanja	CRO	15 SEP 1986	ZAGREB(CRO)	21 JUN 2008	2:12.65
29	MAZUREK Zuzanna	POL	15 MAY 1991	OSTROWIEC SW.(POL)	3 APR 2008	2:12.65
30	WALKINSON Julia	CAN	12 JUN 1987	VANCOUVER(CAN)	22 MAY 2008	2:12.70
	NOCHER Melanie	IRL	18 JUN 1988	EINDHOVEN(NED)	6 JUN 2008	2:13.84
	BOUMI Stella	GRE	31 MAR 1988	ATHENS(GRE)	10 MAY 2008	2:14.03
	GONZALEZ Maria Fernanda	MEX	25 APR 1990	MONTERREY(MEX)	27 APR 2008	2:14.84
	VOLCAN SMITH Erin Nicole	VEN	12 JAN 1984	MELBOURNE(AUS)	30 MAR 2007	2:14.89
	MORALES Gisela	GUA	17 DEC 1987	Santa Clara(USA)	18 MAY 2008	2:16.12
	KANG Yeongseo	KOR	16 APR 1994	ULSAN(KOR)	17 APR 2008	2:17.10

### Legend

OR - Olympic Record

WR - World Record

=OR - Equal Olympic Record

=WR - Equal World Record

10:24:21 3 AUG 2008

# Entry List By Event

## WOMEN'S 100M BREASTSTROKE AS OF 3 AUG 2008



	Record	Split	Name	NOC	Location	Date
WR	1:05.09	30.83	LUO Xuejuan	CHN	Athens (GRE)	16 AUG 2004
OR	1:06.64	31.34	LUO Xuejuan	CHN	Athens (GRE)	16 AUG 2004

	Name	NOC	Date of Birth	Location of Qualification	Date of Qualification	Qualifying Time
1	JONES Leisel	AUS	30 AUG 1985	ROME(ITA)	6 JUN 2008	1:05.34
2	WHITE Tamee	AUS	17 OCT 1981	SYDNEY(AUS)	23 MAR 2008	1:06.04
3	HARDY Jessica	USA	12 MAR 1987	IRVINE(USA)	23 MAY 2008	1:06.39
4	JENDRICK Megan	USA	15 JAN 1984	OMAHA(USA)	30 JUN 2008	1:07.06
5	POEWE Sarah	GER	3 MAR 1983	BERLIN(GER)	19 APR 2008	1:07.10
6	KHLISTUNOVA Anna	UKR	27 FEB 1988	MELBOURNE(AUS)	26 MAR 2007	1:07.27
7	EFIMOVA Yuliya	RUS	3 APR 1992	MOSCOW(RUS)	3 JUN 2008	1:07.35
8	HAYWOOD Kate	GBR	1 APR 1987	SHEFFIELD(GBR)	2 APR 2008	1:07.56
9	PIERSE Annamay	CAN	5 DEC 1983	RIO DE JANEIRO(BRA)	17 JUL 2007	1:07.78
10	HOSTMAN Joline	SWE	24 SEP 1988	ROME(ITA)	6 JUN 2008	1:07.79
11	TANEDA Megumi	JPN	20 SEP 1986	TOKYO(JPN)	17 APR 2008	1:07.91
12	JUKIC Mirna	AUT	9 APR 1986	EINDHOVEN(NED)	19 MAR 2008	1:07.98
13	BOGOMAZOVA Elena	RUS	9 FEB 1982	MELBOURNE(AUS)	26 MAR 2007	1:08.04
14	BALFOUR Kirsty	GBR	21 FEB 1984	SHEFFIELD(GBR)	3 APR 2008	1:08.05
15	CHEN Huijia	CHN	5 APR 1990	SHAOXING(CHN)	4 APR 2008	1:08.13
16	SCHOBER Sonja	GER	9 JUL 1985	BERLIN(GER)	19 APR 2008	1:08.17
17	WESTRIN Hanna	SWE	25 NOV 1991	MELBOURNE(AUS)	25 MAR 2007	1:08.30
18	TYLER Jillian	CAN	5 SEP 1988	MONTREAL(CAN)	1 APR 2008	1:08.54
19	van BILJON Suzaan	RSA	26 APR 1988	DURBAN(RSA)	1 APR 2008	1:08.55
20	SUN Ye	CHN	15 JAN 1989	SHAOXING(CHN)	5 APR 2008	1:08.61
21	KITAGAWA Asami	JPN	3 OCT 1987	TOKYO(JPN)	17 APR 2008	1:08.63
22	MATTHYSEN Elise	BEL	13 JUL 1992	EINDHOVEN(NED)	19 MAR 2008	1:08.95
23	PIDLISNA Yuliya	UKR	12 MAY 1987	EINDHOVEN(NED)	19 MAR 2008	1:08.97
24	de RONCHI Sophie	FRA	24 SEP 1985	DUNKERQUE(FRA)	22 APR 2008	1:09.03
25	PANARA Roberta	ITA	12 JAN 1984	LIVORNO(ITA)	4 APR 2008	1:09.04
26	JUNG Seulki	KOR	13 JUL 1988	ULSAN(KOR)	19 APR 2008	1:09.09
27	KAPISHINA Inna	BLR	30 DEC 1984	MELBOURNE(AUS)	20 MAR 2007	1:09.16
28	EXARCHOU Angeliki	GRE	19 AUG 1985	BANGKOK(THA)	15 AUG 2007	1:09.35
29	GOMES Diana	POR	6 JUL 1989	EINDHOVEN(NED)	19 MAR 2008	1:09.96
30	TEO Nicolette	SIN	19 APR 1986	KORAT(THA)	8 DEC 2007	1:10.15
	van VALKENGOED Jolijn	NED	26 AUG 1981	EINDHOVEN(NED)	19 MAR 2008	1:10.27
	GUNAYDIN Dilara Buse	TUR	5 JUL 1989	IZMIR(TUR)	26 JUN 2008	1:10.27
	GUISCARDO Liliana Eugenia	ARG	21 JUL 1981	RIO DE JANEIRO(BRA)	10 MAY 2008	1:10.38
	HARALDSDOTTIR Erla Dogg	ISL	19 APR 1988	CANET-EN-ROUSSILLON(FRA)	15 JUN 2008	1:10.66
	MARINOVIC Smiljana	CRO	25 SEP 1977	ZAGREB(CRO)	21 JUN 2008	1:10.79
	MARMOLEJO Adriana	MEX	5 MAR 1982	STANFORD CAL(USA)	5 APR 2008	1:10.90
	ELBEKRI Sara	MAR	2 JUL 1987	SAINT RAFAEL(FRA)	27 JUN 2007	1:11.03
	GNEDOVSKAYA Olga	UZB	15 AUG 1989	SAINT-PETERSBURG(RUS)	26 JUL 2007	1:11.13
	PECZ Reka	HUN	21 JUN 1992	EGER(HUN)	29 JUN 2008	1:11.15
	HIGL Nadja	SRB	2 JAN 1987	BELGRADE(SRB)	22 JUN 2008	1:11.15
	SAKEMI Tatiane	BRA	22 MAR 1986	RIO DE JANEIRO(BRA)	11 MAY 2008	1:11.20
	SADOVNIK Yekaterina	KAZ	25 SEP 1986	ALMATY(KAZ)	17 MAY 2008	1:11.39
	SILVA Valeria	PER	4 SEP 1985	SAO PAULO(BRA)	16 MAR 2008	1:12.46
	BEAUBRUN Danielle	LCA	6 MAY 1990	ORANJSTADT(ARU)	29 MAR 2008	1:15.14
	YAMOUT Nibal	LIB	27 JUL 1993	FRA	19 JUL 2008	1:16.10
	HATAMKHANOVA Oksana	AZE	29 JUN 1990	MELBOURNE(AUS)	26 MAR 2007	1:23.07
	SALNIKOVA Ann	GEO	11 JAN 1987	MINSK(BEL)	20 JUN 2008	1:23.14
	FARHAT Asmahan	LBA	1 MAY 1990	MANCHESTER(GBR)	11 APR 2008	1:25.15
	KEITA Mariam Pauline	MLI	2 SEP 1983			
	RAHEEM Mayumi	SRI	15 SEP 1991			

### Legend

OR - Olympic Record

WR - World Record

=OR - Equal Olympic Record

=WR - Equal World Record

# Entry List By Event



## WOMEN'S 200M BREASTSTROKE AS OF 3 AUG 2008

	Record	Split	Name	NOC	Location	Date
WR	2:20.54	32.19	1:08.52	1:45.02	BEARD Amanda	USA Athens (GRE) 19 AUG 2004
OR	2:23.37	33.18	1:09.69	1:46.56	BEARD Amanda	USA Athens (GRE) 19 AUG 2004

	Name	NOC	Date of Birth	Location of Qualification	Date of Qualification	Qualifying Time
1	JONES Lelsel	AUS	30 AUG 1985	BARCELONA(ESP)	10 JUN 2008	2:20.58
2	SONI Rebecca	USA	18 MAR 1987	OMAHA(USA)	4 JUL 2008	2:22.60
3	EFIMOVA Yuliya	RUS	3 APR 1992	EINDHOVEN(NED)	21 MAR 2008	2:24.09
4	JUKIC Mirna	AUT	9 APR 1986	BARCELONA(ESP)	10 JUN 2008	2:24.20
5	TANEDA Megumi	JPN	20 SEP 1986	TOKYO(JPN)	20 APR 2008	2:24.54
6	PIERSE Annamay	CAN	5 DEC 1983	MONTREAL(CAN)	1 APR 2008	2:24.65
7	JUNG Seulki	KOR	13 JUL 1988	BANGKOK(THA)	11 AUG 2007	2:24.67
8	FOSTER Sally	AUS	13 APR 1985	MONTE CARLO(MON)	7 JUN 2008	2:24.81
9	BEARD Amanda	USA	29 OCT 1981	OMAHA(USA)	4 JUL 2008	2:25.13
10	<del>HOSTMAN Joline</del>	<del>SWE</del>	<del>24 SEP 1988</del>	<del>ROME(ITA)</del>	7 JUN 2008	2:25.38
11	POEWE Sarah	GER	3 MAR 1983	BERLIN(GER)	22 APR 2008	2:25.53
12	KANETO Rie	JPN	8 SEP 1988	BANGKOK(THA)	11 AUG 2007	2:25.63
13	QI Hui	CHN	13 JAN 1985	SHAOXING(CHN)	3 APR 2008	2:25.68
14	POLESKA Anne	GER	20 FEB 1980	BERLIN(GER)	22 APR 2008	2:25.79
15	DETENYUK Olga	RUS	23 JUN 1993	MOSCOW(RUS)	7 JUN 2008	2:26.15
16	LUO Nan	CHN	3 NOV 1986	CHIBA(JPN)	23 AUG 2007	2:26.47
17	van BILJON Suzaan	RSA	26 APR 1988	DURBAN(RSA)	4 APR 2008	2:26.60
18	BELMONTÉ Mireia	ESP	10 NOV 1990	PALMA MALLORCA(ESP)	6 APR 2008	2:27.00
19	NORDENSTAM Sara	NOR	28 FEB 1983	CANET(FRA)	10 JUN 2008	2:27.13
20	BALFOUR Kirsty	GBR	21 FEB 1984	CANBERRA(AUS)	9 NOV 2007	2:27.20
21	JEONG Darae	KOR	2 DEC 1991	BEIJING(CHN)	1 FEB 2008	2:27.78
22	PIDLISNA Yuliya	UKR	12 MAY 1987	EINDHOVEN(NED)	21 MAR 2008	2:27.81
23	BOGGIATTO Chiara	ITA	17 FEB 1986	ROMA(ITA)	10 JUN 2007	2:27.91
24	de RONCHI Sophie	FRA	24 SEP 1985	DUNKERQUE(FRA)	25 APR 2008	2:28.20
25	MARMOLEJO Adriana	MEX	5 MAR 1982	STANFORD CAL(USA)	4 APR 2008	2:29.73
26	MATTHYSEN Elise	BEL	13 JUL 1992	ANTWERPEN(BEL)	19 JUL 2007	2:29.88
27	EXARCHOU Angeliki	GRE	19 AUG 1985	BANGKOK(THA)	15 AUG 2007	2:30.05
28	HJORTH-HANSEN Julie	DEN	10 JUN 1984	GLADSAXE(DEN)	3 JUL 2008	2:30.32
29	GOMES Diana	POR	6 JUL 1989	PARIS(FRA)	30 AUG 2007	2:30.35
30	HIGL Nadja	SRB	2 JAN 1987	KRANJ(SLO)	15 JUN 2008	2:30.51
	ELBEKRI Sara	MAR	2 JUL 1987	BROM-LYON(FRA)	29 MAR 2008	2:30.94
	KAPISHINA Inna	BLR	30 DEC 1984	MELBOURNE(AUS)	25 MAR 2007	2:31.02
	BOR Katalin	HUN	10 FEB 1990	BUDAPEST(HUN)	26 JUL 2007	2:31.13
	de GIOVANNI Agustina	ARG	16 JUL 1985	COLUMBUS(USA)	23 APR 2008	2:31.15
	ATKINSON Alia	JAM	11 DEC 1988	AUSTIN TEXAS(USA)	8 JUN 2008	2:31.28
	TEO Nicolette	SIN	19 APR 1986	KORAT(THA)	10 DEC 2007	2:31.96
	GUNAYDIN Dilara Buse	TUR	5 JUL 1989	IZMIR(TUR)	26 JUN 2008	2:32.10
	MARTINOVIC Smiljana	CRO	25 SEP 1977	ZAGREB(CRO)	21 JUN 2008	2:32.14
	SIOW Yi Ting	MAS	11 DEC 1985	OMAHA(USA)	5 JUN 2008	2:32.15
	KUC Marina	MNE	20 JUN 1985	MELBOURNE(AUS)		2:32.59
	SAKEMI Tatiane	BRA	22 MAR 1986	FLORIANOPOLIS(BRA)	5 SEP 2007	2:33.17
	DVARISKYTÉ Raminta	LTU	1 FEB 1990	EINDHOVEN(NED)	21 MAR 2008	2:33.35
	LAUKKANEN Noora	FIN	3 FEB 1993	ESPOONLAHTI(FIN)	7 FEB 2008	2:33.36

### Legend

OR - Olympic Record      WR - World Record      =OR - Equal Olympic Record      =WR - Equal World Record



Entry List By Event



WOMEN'S 100M BUTTERFLY  
AS OF 3 AUG 2008

	Record	Split	Name	NOC	Location	Date
WR	56.61	26.67	DE BRUIJN Inge	NED	Sydney (AUS)	17 SEP 2000
OR	56.61	26.67	DE BRUIJN Inge	NED	Sydney (AUS)	17 SEP 2000

	Name	NOC	Date of Birth	Location of Qualification	Date of Qualification	Qualifying Time
1	TRICKETT Lisbeth	AUS	28 JAN 1985	SYDNEY(AUS)	23 MAR 2008	56.81
2	SCHIPPER Jessica	AUS	19 NOV 1986	MELBOURNE(AUS)	25 MAR 2007	57.24
3	MAGNUSON Christine	USA	17 OCT 1985	OMAHA(USA)	29 JUN 2008	57.50
4	LOWE Jemma	GBR	31 MAR 1990	SHEFFIELD(GBR)	3 APR 2008	57.78
5	DEKKER Inge	NED	18 AUG 1985	MELBOURNE(AUS)	25 MAR 2007	57.82
6	BREEDEN Elaine	USA	18 NOV 1988	OMAHA(USA)	29 JUN 2008	58.03
7	HALSALL Francesca	GBR	12 APR 1990	SHEFFIELD(GBR)	4 APR 2008	58.16
8	ZHOU Yafei	CHN	17 JAN 1984	MELBOURNE(AUS)	25 MAR 2007	58.20
9	OTTESSEN Jeanette	DEN	30 DEC 1987	GLADSAXE(DEN)	3 JUL 2008	58.27
10	SJOSTROM Sarah	SWE	17 AUG 1993	EINDHOVEN(NED)	21 MAR 2008	58.38
11	BESPALOVA Irina	RUS	31 MAY 1981	PARIS(FRA)	4 AUG 2007	58.42
12	SUTYAGINA Natalia	RUS	17 JAN 1980	SAINT-PETERSBURG(RUS)	23 JUL 2007	58.45
13	POPCHANKA Alena	FRA	28 JUL 1979	MELBOURNE(AUS)	25 MAR 2007	58.49
14	NAKANISHI Yuko	JPN	24 APR 1981	TOKYO(JPN)	16 APR 2008	58.52
15	MONGEL Aurore	FRA	19 APR 1982	EINDHOVEN(NED)	22 MAR 2008	58.54
16	KATO Yuka	JPN	30 OCT 1986	TOKYO(JPN)	16 APR 2008	58.55
17	GROOT Chantal	NED	19 OCT 1982	EINDHOVEN(NED)	21 MAR 2008	58.56
18	SAMULSKI Daniela	GER	31 MAY 1984	BERLIN(GER)	18 APR 2008	58.63
19	XU Yanwei	CHN	14 JUN 1984	SHAOXING(CHN)	31 MAR 2008	58.68
20	RETIÉF Lize	RSA	30 NOV 1986	DURBAN(RSA)	4 APR 2008	58.68
21	MORAVCOVA Martina	SVK	16 JAN 1976	EINDHOVEN(NED)	21 MAR 2008	58.68
22	JENSEN Micha Kathrine Oestergaard	DEN	31 JAN 1987	GLADSAXE(DEN)	4 JUL 2008	58.87
23	SILVA Gabriella	BRA	13 DEC 1988	RIO DE JANEIRO(BRA)	8 MAY 2008	58.90
24	ISAKOVIC Sara	SLO	9 JUN 1988	EINDHOVEN(NED)	21 MAR 2008	59.02
25	BUSCHSCHULTE Antje	GER	27 DEC 1978	BERLIN(GER)	4 APR 2008	59.03
26	TAO Li	SIN	10 JAN 1990	MELBOURNE(AUS)	25 MAR 2007	59.07
27	ZUBKOVA Kateryna	UKR	14 JUL 1988	OMAHA(USA)	5 JUN 2008	59.11
28	JEDRZEJCZAK Otylia	POL	13 DEC 1983	GORZÓW WLKP(POL)	1 DEC 2007	59.19
29	PAULA Daynara	BRA	25 JUL 1989	RIO DE JANEIRO(BRA)	8 MAY 2008	59.30
30	LOOTS Mandy	RSA	3 AUG 1978	DURBAN(RSA)	4 APR 2008	59.30
	BIANCHI Ilaria	ITA	6 JAN 1990	ROMA(ITA)	6 JUN 2008	59.46
	LACROIX Audrey	CAN	17 NOV 1983	MONTREAL(CAN)	1 APR 2008	59.47
	KOSCHISCHEK Birgit	AUT	22 MAY 1987	EINDHOVEN(NED)	21 MAR 2008	59.61
	GOSTOMELSKY Anna	ISR	9 JUN 1981	PAIRS(FRA)	4 AUG 2007	59.64
	KAVARNOU Eirini	GRE	5 JUL 1980	EINDHOVEN(NED)	18 MAR 2008	59.75
	OLIVEIRA Sara	POR	7 DEC 1985	PARIS(FRA)	4 AUG 2007	59.79
	SNILDAL Ingvild	NOR	25 AUG 1988	BARCELONA(ESP)	10 JUN 2008	59.90
	SAN JUAN Angela	ESP	23 NOV 1983	BARCELONA(ESP)	25 JUL 2007	59.92
	COLORADO Carolina	COL	7 SEP 1987	RIO DE JANEIRO(BRA)	7 MAY 2008	1:00.04
	WILSON Hannah Jane Arnett	HKG	10 MAR 1989	LOS ANGELES(USA)	8 JUN 2008	1:00.34
	BRAND Heather	ZIM	17 NOV 1982	ALGIERS(ALG)	7 JUL 2007	1:00.61
	ALJAND Trlin	EST	8 JUL 1985	ATLANTA(USA)	2 DEC 2007	1:00.62
	CHOI Hyera	KOR	20 MAY 1991	ULSAN(KOR)	17 APR 2008	1:01.02
	ROSENBERGER Iris	TUR	16 OCT 1985	IZMIR(TUR)	26 JUN 2008	1:01.02
	YANG Chin-Kuei	TPE	30 SEP 1987	TAINAN CITY(TPE)	21 OCT 2007	1:01.22
	HADJILOIZOU Natallia	CYP	23 MAR 1979	ATHENS(GRE)	1 MAY 2008	1:01.28
	PIKKARAINEN Emilia	FIN	11 OCT 1992	TARTO(EST)	2 JUL 2008	1:01.43
	SCANAVINO	URU	30 OCT 1992	MONTERREY(MEX)	12 JUL 2008	1:03.37
	DIOP Binta Zahra	SEN	30 JUN 1990			1:03.47
	MUCCIOLI Simona	SMR	15 MAR 1984	LUXEMBOURG(LUX)	15 JUN 2008	1:06.89
	DARA Eszter	HUN	30 MAY 1990	EINDHOVEN(NED)	10 JUL 2008	2:05.71

30

17

4

Legend

OR - Olympic Record

WR - World Record

=OR - Equal Olympic Record

=WR - Equal World Record

# Entry List By Event



## WOMEN'S 200M BUTTERFLY AS OF 3 AUG 2008

	Record	Split	Name	NOC	Location	Date
WR	2:05.40	28.35	1:00.11	1:32.46	HYMAN Misty	USA Sydney (AUS) 20 SEP 2000
OR	2:05.88	28.38	59.91	1:32.44	HYMAN Misty	USA Sydney (AUS) 20 SEP 2000

	Name	NOC	Date of Birth	Location of Qualification	Date of Qualification	Qualifying Time
1	KOVACS Emese	HUN	1 MAR 1991	EINDHOVNE(HUN)	24 MAR 2008	2:05.71
2	JEDRZEJCZAK Otylia	POL	13 DEC 1983	PARIS(FRA)	2 AUG 2007	2:05.92
3	SCHIPPER Jessica	AUS	19 NOV 1986	SYDNEY(AUS)	26 MAR 2008	2:06.02
4	NAKANISHI Yuko	JPN	24 APR 1981	TOKYO(JPN)	19 APR 2008	2:06.38
5	MONGEL Aurore	FRA	19 APR 1982	EINDHOVEN(NED)	24 MAR 2008	2:06.59
6	LOWE Jemma	GBR	31 MAR 1990	SHEFFIELD(GBR)	31 MAR 2008	2:06.64
7	BREEDEN Elaine	USA	18 NOV 1988	OMAHA(USA)	3 JUL 2008	2:06.75
8	LACROIX Audrey	CAN	17 NOV 1983	BANKOK(THA)	14 AUG 2007	2:06.83
9	ISAKOVIC Sara	SLO	9 JUN 1988	ROME(ITA)	6 JUN 2008	2:07.05
10	JIAO Liuyang	CHN	7 MAR 1990	CHIBA(JPN)	22 AUG 2007	2:07.06
11	HERSEY Kathleen	USA	21 FEB 1990	AUSTIN(USA)	6 MAR 2008	2:07.13
12	HOSHI Natsumi	JPN	21 AUG 1990	TOKYO(JPN)	19 APR 2008	2:07.28
13	HAMILL Samantha	AUS	23 FEB 1991	SYDNEY(AUS)	26 MAR 2008	2:07.61
14	GANDY Ellen	GBR	15 AUG 1991	SHEFFIELD(GBR)	1 APR 2008	2:07.69
15	LIU Zige	CHN	31 MAR 1989	SHAOXING(CHN)	2 APR 2008	2:07.76
16	BOULSEVICZ Beatrix	HUN	15 FEB 1987	BUDAPEST(HUN)	25 JUL 2007	2:08.51
17	JENSEN Micha Kathrine Oestergaar	DEN	31 JAN 1987	GLADSAXE(DEN)	6 JUL 2008	2:08.72
18	CAVALLINO Paola	ITA	6 JUN 1977	ROMA(ITA)	7 JUN 2008	2:09.24
19	BELMONTE Mireia	ESP	10 NOV 1990	EINDHOVEN(NED)	24 MAR 2008	2:09.32
20	CHOI Hyera	KOR	20 MAY 1991	CHIBA(JPN)	22 AUG 2007	2:09.46
21	MARTYNOVA Yana	RUS	3 FEB 1988	EINDHOVEN(NED)	23 MAR 2008	2:09.52
22	GIACCHETTI Caterina	ITA	28 OCT 1988	RICCIONE(ITA)	21 DEC 2007	2:09.60
23	ROUSSEAU Magali	FRA	10 MAR 1988	DUNKERQUE(FRA)	24 APR 2008	2:10.07
24	MELO Joanna	BRA	29 APR 1987	STANFORD(USA)	6 APR 2008	2:10.45
25	GRANLUND Petra	SWE	15 OCT 1987	EINDHOVEN(NED)	24 MAR 2008	2:10.57
26	HORNER Stephanie	CAN	19 MAR 1989	MONTREAL(CAN)	7 MAR 2008	2:10.70
27	DITTRICH Nina	AUT	20 NOV 1990	VIENNA(AUT)	15 JUN 2008	2:10.86
28	OLIVEIRA Sara	POR	7 DEC 1985	PARIS(FRA)	2 AUG 2007	2:11.57
29	BARDACH Georgina	ARG	18 AUG 1983	MELBOURNE(AUS)	28 MAR 2007	2:12.45
30	MEAKLIM Kathryn	RSA	20 JUL 1989	DURBAN(RSA)	2 APR 2008	2:12.52
	YANG Chin-Kuei	TPE	30 SEP 1987	CHIAYI(TPE)	14 JUN 2008	2:13.01
	TAO LI	SIN	10 JAN 1990	SINGAPORE(SIN)	8 JUN 2008	2:13.20
	SMOLENOVA Denisa	SVK	14 FEB 1989	EINDHOVEN(NED)	19 MAR 2008	2:13.27
	KHALA Tetyana	UKR	6 MAY 1987	EINDHOVEN(NED)	23 MAR 2008	2:13.59
	SNILDAL Ingvild	NOR	25 AUG 1988	BARCELONA(ESP)	11 JUN 2008	2:13.85
	EFSTATHIOU Eleftheria Evgenia	GRE	5 JUL 1989	TRIPOLIS(GRE)	4 AUG 2007	2:13.94
	PINTO PEREZ Andreina del Valle	VEN	10 SEP 1981	BARINAS(VEN)		2:14.74
	LENNOX Kristina	PUR	24 APR 1985	OHIO(USA)	3 APR 2008	2:15.23
	GUNENC Gulsah	TUR	5 JAN 1985	COLOMBUS(USA)	4 APR 2008	2:15.32

### Legend

OR - Olympic Record

WR - World Record

=OR - Equal Olympic Record

=WR - Equal World Record

10:24:20 3 AUG 2008

13

Entry List By Event



WOMEN'S 200M INDIVIDUAL MEDLEY  
AS OF 3 AUG 2008

	Record	Split	Name	NOC	Location	Date
WR	2:08.92	28.03	1:00.56	1:39.24	KLOCHKOVA Yana	UKR Sydney (AUS) 19 SEP 2000
OR	2:10.68	28.70	1:01.78	1:40.05	KLOCHKOVA Yana	UKR Sydney (AUS) 19 SEP 2000

	Name	NOC	Date of Birth	Location of Qualification	Date of Qualification	Qualifying Time
1	RICE Stephanie	AUS	17 JUN 1988	SYDNEY(AUS)	25 MAR 2008	2:08.92
2	HOFF Katie	USA	3 JUN 1989	OMAHA(USA)	2 JUL 2008	2:09.71
3	COUGHLIN Natalie	USA	23 AUG 1982	LOS ANGELES(USA)	6 JUN 2008	2:09.77
4	COVENTRY Kirsty	ZIM	19 SEP 1983	MISSOURI(USA)	18 FEB 2008	2:10.08
5	MUFFAT Camille	FRA	28 OCT 1989	DUNKERQUE(FRA)	23 APR 2008	2:11.15
6	BELMONTE Mireia	ESP	10 NOV 1990	EINDHOVEN(NED)	21 MAR 2008	2:11.16
7	MILEY Hannah	GBR	8 AUG 1989	SHEFFIELD(GBR)	2 APR 2008	2:11.46
8	COUTTS Alicia	AUS	14 SEP 1987	SYDNEY(AUS)	25 MAR 2008	2:11.87
9	KLOCHKOVA Yana	UKR	7 AUG 1982	PARIS(FRA)	5 AUG 2007	2:12.16
10	PAYNE Keri-Anne	GBR	9 DEC 1987	SHEFFIELD(GBR)	2 APR 2008	2:12.42
11	BARANOWSKA Katarzyna	POL	13 SEP 1987	PARIS(FRA)	5 AUG 2007	2:12.53
12	QI Hui	CHN	13 JAN 1985	SHAOXING(CHN)	5 APR 2008	2:12.61
13	HJORTH-HANSEN Julie	DEN	10 JUN 1984	CANET(FRA)	15 JUN 2008	2:12.74
14	VERRASZTÓ Evelyn	HUN	17 JUL 1989	BOUSILLION(FRA)	14 JUN 2008	2:12.91
15	VABRE Cylia	FRA	1 MAR 1984	DUNKERQUE(FRA)	23 APR 2008	2:13.19
16	KITAGAWA Asami	JPN	3 OCT 1987	TOKYO(JPN)	18 APR 2008	2:13.29
17	MORNINGSTAR Erica	CAN	3 MAR 1989	VANCOUVER(CAN)	22 MAY 2008	2:13.43
18	SCHILLER Katharina	GER	22 JUN 1984	BERLIN(GER)	20 APR 2008	2:13.47
19	WILKINSON Julia	CAN	12 JUN 1987	MONTREAL(CAN)	1 APR 2008	2:13.49
20	NORFOLK Helen	NZL	27 AUG 1981	AUCKLAND(NZL)	29 MAR 2008	2:14.00
21	KARPEEVA Svetlana	RUS	16 OCT 1985	SANTA CLARA(USA)	18 MAY 2008	2:14.14
22	LI Ilaxing	CHN	19 MAR 1990	SHAOXING(CHN)	4 APR 2008	2:14.47
23	SCHOBER Sonia	GER	9 JUL 1985	BERLIN(GER)	20 APR 2008	2:14.48
24	PELAEZ Maria	ESP	13 NOV 1977	ROMA(ITA)	8 JUN 2008	2:15.03
25	BARDACH Georgina	ARG	18 AUG 1983	MELBOURNE(AUS)	25 MAR 2007	2:15.08
26	JUKIC Mirna	AUT	9 APR 1986	CANET(FRA)	15 JUN 2008	2:15.19
27	PENGELLY Jess	RSA	1 JUL 1991	DURBAN(RSA)	4 APR 2008	2:15.22
28	KLINAR Anja	SLO	3 APR 1988	DUBROVNIK(CRO)	13 JUL 2008	2:15.29
29	HEMSKERK Femke	NED	21 SEP 1987	EINDHOVEN(NED)	5 JUN 2008	2:15.52
30	CHOI Hyera	KOR	20 MAY 1991	BEDJING(CHN)	4 FEB 2008	2:16.71
	MELO Joanna	BRA	29 APR 1987	SAO PAULO(BRA)	13 MAR 2008	2:17.10
	NORDENSTAM Sara	NOR	28 FEB 1983	BARCELONA(ESP)	11 JUN 2008	2:17.29
	SLOW YI Ting	MAS	11 DEC 1985	NAKHON RATCHSIMA(THA)	7 DEC 2007	2:18.52
	HARALDSDOTTIR Erla Doga	ISL	19 APR 1988	REYKJAVIK(ISL)	6 APR 2008	2:18.74
	MATHLOUTHI Maroua	TUN	22 AUG 1988	Melbourne(AUS)	25 MAR 2007	2:18.99
	TSAI Hiu Wai Sherry	HKG	4 SEP 1983	MELBOURNE(AUS)	25 MAR 2007	2:19.29
	SEGAT Francesca	ITA	21 JAN 1983	BANGKOK(THA)	10 AUG 2007	2:19.52
	STEWART Erika	COL	2 AUG 1990	OBAMA(USA)	1 JUL 2008	2:19.75
	LIU Man-Hsu	TPE	3 MAR 1989	CHIAYI(TPE)	6 OCT 2007	2:19.93
	MARITA Fibrilani Ratna	INA	24 FEB 1994	NAKHON RATCHASIMA(THA)		2:23.08
	HOSSZU Katinka	HUN	3 MAY 1989	ITA	10 JUN 2007	

Legend

OR - Olympic Record

WR - World Record

=OR - Equal Olympic Record

=WR - Equal World Record

10:24:19 3 AUG 2008

27  
12  
2

# Entry List By Event



WOMEN'S 400M INDIVIDUAL MEDLEY  
AS OF 3 AUG 2008

	Record	Split			Name	NOC	Location	Date	
<b>WR</b>	4:31.12	30.10	1:03.69	1:39.16	2:13.33	KLOCHKOVA Yana	UKR	Sydney (AUS)	16 SEP 2000
		2:50.78	3:28.65	3:59.66					
<b>OR</b>	4:33.59	28.95	1:01.62	1:37.02	2:11.30	KLOCHKOVA Yana	UKR	Sydney (AUS)	16 SEP 2000
		2:50.82	3:30.63	4:02.60					

	Name	NOC	Date of Birth	Location of Qualification	Date of Qualification	Qualifying Time
	<del>JAKABOS Zsuzsanna</del>	<del>HUN</del>	<del>3 APR 1989</del>	<del>EINDHOVEN(NED)</del>	<del>10 MAR 2008</del>	<del>4:30.61</del>
1	HOFF Katie	USA	3 JUN 1989	OMAHA(USA)	29 JUN 2008	4:31.12
2	RICE Stephanie	AUS	17 JUN 1988	SYDNEY(AUS)	22 MAR 2008	4:31.46
3	BEISEL Elizabeth	USA	18 AUG 1992	OMAHA(USA)	29 JUN 2008	4:32.87
4	MILEY Hannah	GBR	8 AUG 1989	SHEFFIELD(GBR)	5 APR 2008	4:33.24
5	COVENTRY Kirsty	ZIM	19 SEP 1983	AUSTIN TEXAS(USA)	7 MAR 2008	4:34.25
6	FILIPPI Alessia	ITA	23 JUN 1987	EINDHOVEN(ITA)	18 MAR 2008	4:36.68
7	HOSSZU Katinka	HUN	3 MAY 1989	EINDHOVEN(NED)	10 MAR 2008	4:37.43
8	LI Xuanxu	CHN	5 FEB 1994	WUHAN(CHN)	21 OCT 2007	4:37.56
9	MARTYNOVA Yana	RUS	3 FEB 1988	EINDHOVEN(NED)	18 MAR 2008	4:37.86
10	ANDRACA Joanne	FRA	10 JUL 1988	DUNKERQUE(FRA)	20 APR 2008	4:38.23
11	MUFFAT Camille	FRA	28 OCT 1989	DUNKERQUE(FRA)	20 APR 2008	4:38.23
12	PAYNE Kerl-Anne	GBR	9 DEC 1987	SHEFFIELD(GBR)	6 APR 2008	4:38.30
13	HARUGUCHI Saori	JPN	20 JAN 1987	TOKYO(JPN)	15 APR 2008	4:38.94
14	NORFOLK Helen	NZL	27 AUG 1981	AUCKLAND(NZL)	25 MAR 2008	4:39.07
15	BELMONTE Mirela	ESP	10 NOV 1990	BARCELONA(ESP)	10 JUN 2008	4:39.09
16	BARANOWSKA Katarzyna	POL	13 SEP 1987	GORZOW WLKP.(POL)	30 NOV 2007	4:39.92
17	FUJINO Maiko	JPN	25 MAY 1983	TOKYO(JPN)	15 APR 2008	4:40.14
18	HJORTH-HANSEN Julie	DEN	10 JUN 1984	CANET(FRA)	14 JUN 2008	4:40.34
19	PENGELLY Jess	RSA	1 JUL 1991	DURBAN(RSA)	6 APR 2008	4:41.35
20	MEAKLIM Kathryn	RSA	20 JUL 1989	DURBAN(RSA)	6 APR 2008	4:41.39
21	HAMILL Samantha	AUS	23 FEB 1991	SYDNEY(AUS)	22 MAR 2008	4:41.61
22	KLINAR Anja	SLO	3 APR 1988	EINDHOVEN(NED)	18 MAR 2008	4:42.12
23	KOMARINYCKY Alexa	CAN	5 OCT 1989	MONTREAL(CAN)	1 APR 2008	4:42.82
24	HUNKS Tanya	CAN	24 AUG 1980	MONTREAL(CAN)	1 APR 2008	4:43.12
25	HEITZER Nicole	GER	18 FEB 1979	BERLIN(GER)	18 APR 2008	4:43.49
26	BARDACH Georgina	ARG	18 AUG 1983	MELBOURNE(AUS)	1 APR 2007	4:43.88
27	MELO Joanna	BRA	29 APR 1987	RIO DE JANEIRO(BRA)	8 MAY 2008	4:44.66
28	KARPEEVA Svetlana	RUS	16 OCT 1985	BANGKOK(THA)	12 AUG 2007	4:44.89 <sup>A 79</sup>
29	NORDENSTAM Sara	NOR	28 FEB 1983	CANET(FRA)	14 JUN 2008	4:45.41
30	STEINEGGER Joerdis	AUT	8 FEB 1983	EINDHOVEN(NED)	18 MAR 2008	4:45.67
	ESCOBAR Susana	MEX	13 DEC 1987	STANFORD CAL	6 APR 2008	4:49.95
	LEW Yih Wey	MAS	27 JUN 1991	KUALA LUMPUR(MAS)	1 MAY 2008	4:50.52
	POLD Anna-Liisa	EST	24 AUG 1990	SANTA CLARA(USA)	17 MAY 2008	4:52.29
	NAM Yoosun	KOR	23 JUL 1985	ULSAN(KOR)	21 APR 2008	4:52.38
	QUAH Ting Wen	SIN	18 AUG 1992	KORAT(THA)	11 DEC 2007	4:53.90
	MATHLOUTHI Maroua	TUN	22 AUG 1988	Melbourne(AUS)	1 APR 2007	4:54.31
	THAVEESUPSOONTHORN Nimitta	THA	17 OCT 1989	KUALA LUMPUR(MAS)	2 MAY 2008	4:54.47 <sup>B 5</sup>
	LIU Jing	CHN	8 MAR 1990			

### Legend

OR - Olympic Record      WR - World Record      =OR - Equal Olympic Record      =WR - Equal World Record

10:46:21 3 AUG 2008

# Entry List By Event

MEN'S 50M FREESTYLE  
AS OF 3 AUG 2008



A-20  
B-33  
Univer-35

	Record	Name	NOC	Location	Date
WR	21.28	SULLIVAN Eamon	AUS	Sydney (AUS)	28 MAR 2008
OR	21.91	POPOV Alexander	EUN	Barcelona (ESP)	30 JUL 1992

	Name	NOC	Date of Birth	Location of Qualification	Date of Qualification	Qualifying Time
	TAKACS Krisztian	HUN	30 DEC 1985	HUN	10 JUL 2008	9.21
	JORDAN Zane	ZAM	18 JUL 1991		14 AUG 2008	18.30
1	SULLIVAN Eamon	AUS	30 AUG 1985	SYDNEY(AUS)	28 MAR 2008	21.28
2	LEVEAUX Amaury	FRA	2 DEC 1985	DUNKERQUE(FRA)	26 APR 2008	21.38
3	WEBER-GALE Garrett	USA	6 AUG 1985	OMAHA(USA)	5 JUL 2008	21.47
4	BERNARD Alain	FRA	1 MAY 1983	EINDHOVEN(NED)	23 MAR 2008	21.50
5	WILDMAN-TOBRINER Ben	USA	21 SEP 1984	OMAHA(USA)	5 JUL 2008	21.65
6	CIELO FILHO Cesar	BRA	10 JAN 1987	RIO DE JANEIRO(BRA)	6 JUL 2008	21.84
7	SCHOEMAN Roland	RSA	3 JUL 1980	DURBAN(RSA)	2 APR 2008	21.90
8	NYSTRAND Stefan	SWE	20 OCT 1981	PARIS(FRA)	3 AUG 2007	21.93
9	DRAGANJA Duje	CRO	27 FEB 1983	EINDHOVEN(NED)	18 MAR 2008	21.94
10	FOSTER Mark	GBR	12 MAY 1970	ZAGREB(CRO)	21 JUN 2008	21.96
11	KIZIEROWSKI Bartosz	POL	20 FEB 1977	MELBOURNE(AUS)	31 MAR 2007	22.00
12	CALLIJS Ashlev	AUS	10 MAR 1979	SYDNEY(AUS)	5 JUL 2008	22.01
13	LOUW Gideon	RSA	4 SEP 1987	DURBAN(RSA)	2 APR 2008	22.06
14	NORIEGA Javier	ESP	23 JUL 1980	BARCELONA(ESP)	25 JUL 2007	22.08
15	DEIBLER Steffen	GER	10 JUL 1987	BERLIN(GER)	22 APR 2008	22.11
16	SANTOS Nicholas	BRA	14 FEB 1980	BANGKOK(THA)	14 AUG 2007	22.12
17	LAGUNOV Evgeniy	RUS	14 DEC 1985	MOSCOW(RUS)	8 JUN 2008	22.18
18	GRECHIN Andrey	RUS	21 OCT 1987	MOSCOW(RUS)	8 JUN 2008	22.20
19	BOVELL III George	TRI	18 JUL 1983	OMAHA NEBRASKA(USA)	5 JUN 2008	22.31
20	ILES Sallim	ALG	14 MAY 1975	ALGER(ALG)	18 JUL 2007	22.34
21	EL NADY Mohamed	EGY	14 MAR 1985			22.36
22	TAYLA Kaan	TUR	17 FEB 1986	ATLANTA(USA)		22.37
23	TSAGKARAKIS Apostolos	GRE	19 FEB 1982	ATHENS(GRE)	9 MAY 2008	22.39
24	GODEC Jernej	SLO	16 JAN 1986	MELBOURNE(AUS)	30 MAR 2007	22.39
25	LJESEN Robert	NED	5 FEB 1985	EINDHOVEN(NED)	24 MAR 2008	22.42
26	HORTNESS Richard	CAN	23 MAY 1985	MONTREAL(CAN)	1 APR 2008	22.48
27	ANDKJAER Jakob Schloett	DEN	7 MAY 1985	HJOERRING(DEN)	10 MAY 2008	22.49
28	GRANDJEAN Yoris	BEL	20 MAR 1989	EINDHOVEN(NED)	23 MAR 2008	22.51
29	RAJAKYLA Matti	FIN	14 AUG 1984	ESPOO(FIN)	10 FEB 2008	22.51
30	MEOLANS Jose Martin	ARG	22 JUN 1978	RIO DE JANEIRO(BRA)	20 JUL 2007	22.52
31	BECERRA Camilo	COL	10 OCT 1980	RIO DE JANEIRO(BRA)	25 JUL 2007	22.63
32	KHADE Virbhawal	IND	29 AUG 1991	MONTREY(MEX)	10 JUL 2008	22.69
33	CAI LI	CHN	14 AUG 1987	SHAOXING(CHN)	2 APR 2008	22.70
34	MALBERG Miko	EST	3 MAY 1985	BANGKOK(THA)	14 AUG 2007	22.71
35	RADZIONAU Andrei	BLR	16 JUN 1985	MINSK(BLR)	19 JUN 2008	22.72
36	CALVI Alessandro	ITA	1 FEB 1983	RICCIONE(ITA)	22 DEC 2007	22.75
37	DUNFORD David	KEN	29 SEP 1988	STANFOUD(USA)	5 APR 2008	22.76
38	COAKLEY Daniel	PHI	13 DEC 1989	NAKHON RATCHASIMA(THA)	6 DEC 2007	22.80
39	LANG Flori	SUI	30 JAN 1983	VIENNA(AUT)	27 APR 2008	22.80
40	YEGOSHIN Yurii	UKR	2 JUN 1985	PARIS(FRA)	3 AUG 2007	22.81
41	PICASSO	URU	19 JUN 1982	AUSTIN TEXAS(USA)	6 MAR 2008	22.81
42	CAMACHO RIERA Jonathan Javier	VEN	3 OCT 1985	SANTIAAGO(CHI)	1 JUL 2008	22.83
43	BURROWS Elvis Vereance	BAH	24 FEB 1989	NASSAU(BAH)	28 JUN 2008	22.88
44	GIMBUTIS Rolandas	LTU	11 FEB 1981	MELBOURNE(AUS)	30 MAR 2007	23.00
45	MADWA Mohammad	KUW	10 FEB 1987	JAKARTA(INA)	10 FEB 1987	23.02
46	AYALA BENJAMIN Jacinto de Jesus	DOM	13 JAN 1987	COPA LATINA(ITA)	4 APR 2008	23.04
47	ELLIOT Oliver	CHI	19 JUN 1987	SANTIAGO(CHI)	11 JUL 2008	23.06
48	FORDE Martyn	BAR	28 JUN 1985	SANTA CLARA(USA)	17 MAY 2008	23.07
49	KUZMIN Stanislav	KAZ	24 JUN 1986	ALMATY(KAZ)	20 MAY 2008	23.09
50	TRANDAFIR Norbert	ROU	8 FEB 1988	EINDHOVEN(NED)	8 DEC 2007	23.09
51	VASILEV Vitaly	KGZ	5 JUN 1973	ALMATY(KAZ)	17 MAY 2008	23.11
52	LABAN Josh	ISV	25 DEC 1982	Coral Springs,FL(USA)	20 JUN 2008	23.12
53	ARNASON Arni Mar	ISL	9 OCT 1987	BARCELONA(ESP)	11 JUN 2008	23.13

54	<u>DAVELAAR Rodion</u>	<u>AHO</u>	6 AUG 1990	ARUBA	27 MAR 2008	24.10
55	<u>YEI YAH Yellow</u>	<u>NGR</u>	9 SEP 1984	ALGIER(ALG)	14 JUL 2007	24.46
56	<u>ATTOUMANE Mohamed</u>	<u>COM</u>	9 SEP 1981			24.54
57	<u>HAMADEH Anas</u>	<u>JOR</u>	12 MAR 1989	AMMAN(JOR)	15 AUG 2007	24.79
58	<u>HALL Luke</u>	<u>SWZ</u>	16 APR 1989	MELBOURNE(AUS)	30 MAR 2007	24.88
59	<u>CAMAL Chakyl</u>	<u>MOZ</u>	18 MAR 1990	RSA	12 JAN 2007	24.98
60	<u>LEE Daniel</u>	<u>SRI</u>	1 JAN 1990	MELBOURNE(AUS)	30 MAR 2007	24.99
61	<u>ROBERTS Niajl</u>	<u>GUY</u>	22 APR 1991	SAVANETA(GUY)	30 MAR 2008	25.37
62	<u>HOXHA-Sidni</u>	<u>ALB</u>	6 JAN 1992			25.70
63	<u>MOLCHANOV Andrey</u>	<u>TKM</u>	16 JUL 1987	MELBOURNE(AUS)	3 MAR 2007	25.79
64	<u>HADLEY Kerson</u>	<u>FSM</u>	22 MAY 1989	MANCHESTER(GBR)	10 APR 2008	25.80
65	<u>BAIG Adil</u>	<u>PAK</u>	14 FEB 1983	ISLAMABAD(PAK)	7 SEP 2007	25.93
66	<u>KAMYUKA John</u>	<u>BOT</u>	11 JAN 1989	MANCHESTER(GBR)	1 APR 2008	26.40
67	<u>BROU Kouassi Franck Olivier</u>	<u>CIV</u>	16 JUN 1992		12 APR 2008	26.99
68	<u>KYAW ZIN</u>	<u>MYA</u>	5 APR 1989	MELBOURNE(AUS)	30 MAR 2007	27.01
69	<u>ATKINSON Jevon</u>	<u>JAM</u>	3 APR 1984	NASSAW(BAH)	29 JUN 2008	27.03
70	<u>ABDO Hamza</u>	<u>PLE</u>	1 JAN 1991	BEITSAHOUR(PLE)	14 AUG 2007	27.06
71	<u>ABBASOV Tural</u>	<u>AZE</u>	25 APR 1990	MELBOURNE(AUS)	30 MAR 2007	27.21
72	<u>AHMED Adam</u>	<u>SUD</u>	24 AUG 1987	KHARTOUM(SUD)	25 MAY 2008	27.63
73	<u>KABURU Gilbert</u>	<u>UGA</u>	8 NOV 1981	ALGIECS(ALG)	17 AUG 2007	28.09
74	<u>CISSE Mamadou</u>	<u>GWI</u>	2 JUN 1986			28.56
75	<u>NYIRENDA Charlton</u>	<u>MAW</u>	29 AUG 1988	LUSAKA(ZAM)	7 JAN 2006	28.70
76	<u>NYIYOMUGABO Jackson</u>	<u>RWA</u>	18 APR 1988	MELBOURNE(AUS)		29.00
77	<u>DIDON Dwayne Benjamin</u>	<u>SEY</u>	11 SEP 1994	VICTONIA(SEY)	1 MAY 2008	29.03
78	<u>SHAMEEL Ibrahim</u>	<u>MDV</u>	14 OCT 1991	MALE-CAPTICAL(MDV)	24 JAN 2008	29.33
79	<u>RUSHAKA Khalid Yahya</u>	<u>TAN</u>	26 APR 1980	MELBOURNE(AUS)	30 MAR 2007	29.44
80	<u>CHINGIZOV Alisher</u>	<u>TJK</u>	23 JUN 1986	DUSHANBE(TJK)	17 AUG 2007	30.00
81	<u>AL GADABI Abdulsalam</u>	<u>YEM</u>	1 JAN 1978	MELBOURNE(AUS)	28 MAR 2007	31.25
82	<u>CHINDAVONG Thepphithak</u>	<u>LAO</u>	2 FEB 1991	MELBOURNE(AUS)	19 MAR 2007	31.67
83	<u>VALENTINE Kareem</u>	<u>ANT</u>	11 OCT 1992	ANT	10 MAY 2008	34.00
84	<u>KEMPOMPO NGANGOLA Stany</u>	<u>COD</u>	8 JAN 1974			1:15.00
85	<u>GLENISTER Stewart</u>	<u>ASA</u>	12 OCT 1988			
86	<u>DANSOU Alois</u>	<u>BEN</u>	31 MAR 1982			
87	<u>JASIM Omar</u>	<u>BRN</u>	23 SEP 1990			
88	<u>YOUGBARE Rene Jacob</u>	<u>BUR</u>	31 DEC 1984			
89	<u>BRIGION TOBE Alain</u>	<u>CMR</u>	6 NOV 1986			
90	<u>NUNEZ Omar</u>	<u>NCA</u>	12 DEC 1983			
91	<u>SHAH Prasiddha</u>	<u>NEP</u>	3 JUN 1989			

**Legend**

OR - Olympic Record

WR - World Record

=OR - Equal Olympic Record

=WR - Equal World Record

10:24:19 3 AUG 2008

## Entry List By Event

MEN'S 100M FREESTYLE

AS OF 3 AUG 2008



A-28  
B-27  
UNIV-12

	Record	Split	Name	NOC	Location	Date
WR	47.50	22.53	<del>VAN DEN HOOGENBAND Pieter</del> <i>Ber Laard, Alain</i>	NED	Sydney (AUS)	19 SEP 2000
OR	47.84	23.16	VAN DEN HOOGENBAND Pieter	NED	Sydney (AUS)	19 SEP 2000

	Name	NOC	Date of Birth	Location of Qualification	Date of Qualification	Qualifying Time
* 1	<u>BERNARD Alain</u>	FRA	1 MAY 1983	EINDHOVEN(NED)	21 MAR 2008	47.50
2	<u>SULLIVAN Eamon</u>	AUS	30 AUG 1985	SYDNEY(AUS)	26 MAR 2008	47.52
3	<u>LEZAK Jason</u>	USA	12 NOV 1975	OMAHA(USA)	2 JUL 2008	47.58
4	<u>WEBER-GALE Garrett</u>	USA	6 AUG 1985	OMAHA(USA)	2 JUL 2008	47.78
5	<u>NYSTRAND Stefan</u>	SWE	20 OCT 1981	PARIS(FRA)	5 AUG 2007	47.91
6	<u>GILLOT Fabien</u>	FRA	27 APR 1984	DUNKERQUE(FRA)	24 APR 2008	48.02
7	<u>LAGUNOV Evgeniy</u>	RUS	14 DEC 1985	MOSCOW(RUS)	6 JUN 2008	48.26
8	<u>CIELO FILHO Cesar</u>	BRA	10 JAN 1987	COLUMBUS(USA)	6 APR 2008	48.34
9	<u>MAGNINI Filippo</u>	ITA	2 FEB 1982	ROMA(ITA)	8 JUN 2008	48.35
10	<u>TARGETT Matt</u>	AUS	24 DEC 1985	SYDNEY(AUS)	26 FEB 2008	48.36
11	<u>van den HOOGENBAND Pieter</u>	NED	14 MAR 1978	EINDHOVEN(NED)	7 JUN 2008	48.37
12	<u>HAYDEN Brent</u>	CAN	21 OCT 1983	MELBOURNE(AUS)	28 MAR 2007	48.43
13	<u>DEIBLER Steffen</u>	GER	10 JUL 1987	BERLIN(GER)	21 APR 2008	48.55
14	<u>GRECHIN Andrey</u>	RUS	21 OCT 1987	MOSCOW(RUS)	6 JUN 2008	48.61
15	<u>DRAGANJA Duje</u>	CRO	27 FEB 1983	EINDHOVEN(NED)	18 MAR 2008	48.81
16	<u>FERNS Lyndon</u>	RSA	24 SEP 1983	DURBAN(RSA)	4 APR 2008	48.82
17	<u>NEETHLING Ryk</u>	RSA	17 NOV 1977	INDIANAPOLIS INDIANA(USA)	31 JUL 2007	48.98
18	<u>MEICHTRY Dominik</u>	SUI	18 NOV 1984	GENEVA(SUI)	5 APR 2008	49.01
19	<u>ANDKJAER Jakob Schioett</u>	DEN	7 MAY 1985	AARHUS(DEN)	7 JUL 2007	49.06
20	<u>GREENSHIELDS Joel</u>	CAN	14 APR 1988	OMAHA(USA)	5 JUN 2008	49.08
21	<u>GRANDJEAN Yorls</u>	BEL	20 MAR 1989	EINDHOVEN(NED)	21 MAR 2008	49.09
22	<u>PERSSON Jonas</u>	SWE	15 DEC 1983	EINDHOVEN(NED)	21 MAR 2008	49.10
23	<u>GALENDIA Christian</u>	ITA	18 JAN 1982	EINDHOVEN(NED)	22 MAR 2008	49.11
24	<u>ZASTROW Mitja</u>	NED	7 MAR 1977	EINDHOVEN(NED)	21 MAR 2008	49.14
25	<u>CAVIC Milorad</u>	SRB	31 MAY 1984	DUBROVNIK(CRO)	11 JUL 2008	49.14
26	<u>SUBIRATS ALTES Albert</u>	VEN	25 SEP 1986	MELBOURNE(AUS)	28 MAR 2007	49.17
27	<u>KEBBAB Nabli</u>	ALG	30 DEC 1983	CANNET EN ROUSSILLON(FRA)	15 JUN 2008	49.20
28	<u>SATO Hisayoshi</u>	JPN	12 JAN 1987	CHIBA(JPN)	21 AUG 2007	49.22
29	<u>MEOLANS Jose Martin</u>	ARG	22 JUN 1978	RIO DE JANEIRO(BRA)	16 JUL 2007	49.42
30	<u>YEGOSHIN Yurly</u>	UKR	2 JUN 1985	PARIS(FRA)	4 AUG 2007	49.47
31	<u>CHEN Zuo</u>	CHN	19 JAN 1982	SHAOXING(CHN)	2 APR 2008	49.49
32	<u>BOVELL III George</u>	TRI	18 JUL 1983	RIO DE JANEIRO(BRA)	16 JUL 2007	49.50
33	<u>VENANCIO Tiago</u>	POR	19 JUL 1987	MELBOURNE(AUS)	28 MAR 2007	49.71
34	<u>MAKANY Balazs</u>	HUN	23 MAY 1987	BUDAPEST(HUN)	10 JUL 2008	49.79
35	<u>NEVEROVSKY Stanislav</u>	BLR	7 APR 1981	BELGRADE(SRB)	3 AUG 2007	49.80
36	<u>KUTSCHER</u>	URU	9 DEC 1984	BERLIN(GER)	21 APR 2008	49.86
37	<u>VIKTORAVICIUS Paulius</u>	LTU	4 NOV 1984	KINDHOVEN(NED)	21 MAR 2008	49.93
38	<u>FRASER Shaune</u>	CAY	29 MAR 1988	RIO DE JANEIRO(BRA)	16 JUL 2007	49.96
39	<u>ARNARSON Orn</u>	ISL	31 AUG 1981	MONTE-CARLO(MON)	5 JUN 2007	49.97
40	<u>DUNFORD Jason</u>	KEN	28 NOV 1986	MELBOURNE(AUS)	3 MAR 2007	49.98
41	<u>VERNER Martin</u>	CZE	15 MAR 1980	PARDUBICE(CZE)	1 MAR 2008	50.07
42	<u>SHAPIRA BAR-OR Nimrod</u>	ISR	25 APR 1989	COLOMBUS OHIO(USA)	6 APR 2008	50.17
43	<u>RAJAKYLA Matti</u>	FIN	14 AUG 1984	ESPOO(FIN)	7 FEB 2008	50.20
44	<u>MANKOC Peter</u>	SLO	4 JUL 1978	MELBOURNE(AUS)	28 MAR 2007	50.22
45	<u>TRANDAFIR Norbert</u>	ROU	8 FEB 1988	EINDHOVEN(NED)	12 MAR 2008	50.27
46	<u>HAUSTOV Danil</u>	EST	13 DEC 1980	EINDHOVEN(NED)	21 MAR 2008	50.37
47	<u>PINI Ryan</u>	PNG	10 DEC 1981	MELBOURNE(AUS)	4 JAN 2008	50.48
48	<u>GRIGORIADIS Aristeidis</u>	GRE	6 DEC 1985	CHANIA(GRE)	3 MAY 2008	50.49
49	<u>KHADE Virhdawal</u>	IND	29 AUG 1991	MONTERREY(MEX)	11 JUL 2008	50.49
50	<u>GUTU Octavian</u>	MDA	17 JUN 1982	MELBURN(AUS)	17 MAR 2007	50.56
51	<u>HAYNES Terrence</u>	BAR	5 OCT 1984	MONTREAL(CAN)	29 JUN 2008	50.71
52	<u>LIM Namgyun</u>	KOR	4 MAR 1987	BANGKOK(THA)	11 AUG 2007	50.82
53	<u>MILOSLAVSKIS Romans</u>	LAT	17 OCT 1983	MELBOURN(AUS)	25 MAR 2007	50.86
54	<u>SKLYAR Alexandr</u>	KAZ	18 MAY 1988	SAINT-PETERSBURG(RUS)	18 FEB 2008	50.89
55	<u>ROMASHKIN Petr</u>	UZB	5 JUL 1989	SAINT-PETERSBURG(RUS)	21 FEB 2008	50.92

56	<u>DUENAS Christopher</u>	<u>GUM</u>	22 OCT 1991	APIA(SAM)	29 AUG 2007	52.28
57	<u>BURCH Roy-Allan</u>	<u>BER</u>	29 NOV 1985	MELBOURNE(AUS)	17 MAR 2007	52.40
58	<u>PROBERT Carl</u>	<u>FIJ</u>	13 SEP 1975	CHNISTCHURCH(NZL)	5 JUN 2008	52.57
59	<u>KOLOYAN Mikayel</u>	<u>ARM</u>	21 JUN 1983	EINDHOVEN(NED)	8 MAR 2008	52.70
60	<u>ROODZANT Jan</u>	<u>ARU</u>	6 JAN 1984	SAN SALVADOR(ESA)	27 JUN 2007	52.71
61	<u>ADAM Gael</u>	<u>MRI</u>	28 MAR 1986	BREST(FRA)	28 JUN 2008	54.55
62	<u>MATONSE Leonel</u>	<u>MOZ</u>	14 OCT 1988	ALGIERS(ALG)	1 JUL 2007	54.73
63	<u>ALJESMI Obald Ahmed</u>	<u>UAE</u>	9 AUG 1981	MELBOURNE(AUS)	28 MAR 2007	54.82
64	<u>CAMAL Chakyl</u>	<u>MOZ</u>	18 MAR 1990	ALGIERS(ALG)	18 JUL 2007	55.96
65	<u>NAVARRO Miquel Angel</u>	<u>BOL</u>	14 JAN 1982	SAO PASLO(BRA)	15 MAR 2008	55.98
66	<u>EL GADI Sofyan</u>	<u>LBA</u>	1 JAN 1992	MANCHESTER(GBR)	12 APR 2008	58.59
67	<u>BAKALE Emile Rony</u>	<u>CGO</u>	6 OCT 1987			

---

**Legend**

OR - Olympic Record

WR - World Record

=OR - Equal Olympic Record

=WR - Equal World Record

10:24:20 3 AUG 2008



## Entry List By Event

MEN'S 200M FREESTYLE  
AS OF 3 AUG 2008

A = 258 36  
B = 24 29  
C = 3

	Record	Split	Name	NOC	Location	Date	
WR	1:43.86	24.47	51.00	1:17.73	THORPE Ian	AUS Athens (GRE)	16 AUG 2004
OR	1:44.71	24.81	51.04	1:17.92	THORPE Ian	AUS Athens (GRE)	16 AUG 2004

	Name	NOC	Date of Birth	Location of Qualification	Date of Qualification	Qualifying Time
	MONTOYA Mario	CRC	18 AUG 1989	SAN MARINO(SMR)	25 APR 2008	15:23.21
1	PHELPS Michael	USA	30 JUN 1985	MELBOURNE(AUS)	27 MAR 2007	1:43.86
2	KOVACS Norbert	HUN	13 FEB 1988	BUDAPEST(HUN)	10 JUL 2008	1:43.91
3	VANDERKAAAY Peter	USA	12 FEB 1984	INDIANAPOLIS(USA)	3 AUG 2007	1:45.45
4	BASSON Jean	RSA	5 OCT 1987	DURBAN(RSA)	1 APR 2008	1:45.85
5	van den HOOGENBAND Pieter	NED	14 MAR 1978	EINDHOVEN(NED)	7 JUN 2008	1:45.96
6	PARK Taehwan	KOR	27 SEP 1989	ULSAN(KOR)	20 APR 2008	1:46.26
7	BIEDERMANN Paul	GER	7 AUG 1986	BERLIN(GER)	19 APR 2008	1:46.37
8	LEVEAUX Amaury	FRA	2 DEC 1985	DUNKERQUE(FRA)	22 APR 2008	1:46.54
9	IZOTOV Danila	RUS	2 OCT 1991	MOSCOW(RUS)	4 JUN 2008	1:46.65
10	SUKHORUKOV Alexander	RUS	22 FEB 1988	MOSCOW(RUS)	4 JUN 2008	1:46.81
11	RUSSELL Colin	CAN	2 JUL 1984	MONTREAL(CAN)	1 APR 2008	1:46.99
12	MONK Kenrick	AUS	1 JAN 1988	SYDNEY(AUS)	24 MAR 2008	1:47.10
13	SPRENGER Nicholas	AUS	14 MAY 1985	SYDNEY(AUS)	24 MAR 2008	1:47.17
14	ROSOLINO Massimiliano	ITA	11 JUL 1978	MELBOURNE(AUS)	27 MAR 2007	1:47.18
15	MEICHTRY Dominik	SUI	18 NOV 1984	GENEVA(SUI)	3 APR 2008	1:47.18
16	DAVENPORT Ross	GBR	23 MAY 1984	SHEFFIELD(GBR)	2 APR 2008	1:47.33
17	HAYDEN Brent	CAN	21 OCT 1983	MONTREAL(CAN)	1 APR 2008	1:47.61
18	RENWICK Robble	GBR	21 JUL 1988	GLASGOW(GBR)	29 JUN 2008	1:47.70
19	OKUMURA Yoshihiro	JPN	9 MAY 1983	SANTA CLARA(USA)	16 MAY 2008	1:47.70
20	BREMBILLA Emiliano	ITA	21 DEC 1978	EINDHOVEN(NED)	19 MAR 2008	1:47.82
21	STARKE Benjamin	GER	25 NOV 1986	BERLIN(GER)	19 APR 2008	1:48.10
22	KOLL Dominik	AUT	24 DEC 1984	EINDHOVEN(NED)	23 MAR 2008	1:48.21
23	ZHANG Enjian	CHN	12 DEC 1987	CHIBA(JPN)	23 AUG 2007	1:48.48
24	CASTRO Rodrigo	BRA	21 DEC 1978	SAO PAULO(BRA)	15 DEC 2007	1:48.50
25	GASTOR Lukasz	POL	14 JAN 1986	EINDHOVEN(NED)	19 MAR 2008	1:48.52
26	PEREIRA Thiago	BRA	26 JAN 1986	SAO PAULO(BRA)	15 DEC 2007	1:48.55
27	MILOSLAVSKIS Romans	LAT	17 OCT 1983	EINDHOVEN(NED)	18 MAR 2008	1:48.55
28	UCHIDA Sho	JPN	28 SEP 1987	TOKYO(JPN)	17 APR 2008	1:48.57
29	MELLOULI Oussama	TUN	16 FEB 1984	LOS ANGELES(USA)	7 JUN 2008	1:48.57
30	TOWNSEND Darian	RSA	28 AUG 1984	DURBAN(RSA)	3 APR 2008	1:48.68
31	ZISIMOS Andreas	GRE	31 DEC 1983	EINDHOVEN(NED)	18 MAR 2008	1:48.73
32	SHAPIRA BAR-OR Nimrod	ISR	25 APR 1989	DOBROVNIR(CRO)	13 JUL 2008	1:48.76
33	FRASER Shaune	CAY	29 MAR 1988	RIO DE JANEIRO(BRA)	17 JUL 2007	1:48.95
34	VENANCIO Tiago	POR	19 JUL 1987	MELBOURNE(AUS)	3 MAR 2007	1:49.02
35	SURGELOOSE Glenn N R	BEL	4 SEP 1989	MONTE CARLO(MON)	7 JUN 2008	1:49.08
36	ADVENA Sergii	UKR	4 AUG 1984	PRAGUE(CZE)	21 JUN 2008	1:49.08
37	ALONSO Jose Antonio	ESP	13 JUN 1988	BARCELONA(ESP)	11 JUN 2008	1:49.77
38	KVALE Gard	NOR	6 MAY 1984	CANET(FRA)	15 JUN 2008	1:49.89
39	WIKSTROM Christoffer	SWE	2 FEB 1987	HALMSTAD(SWE)	26 JUL 2007	1:50.12
40	SVOBODA Kvetoslav	CZE	25 AUG 1982	PRAGUE(CZE)	14 JUL 2007	1:50.25
41	KUTSCHER	URU	9 DEC 1984	BERLIN(GER)	19 APR 2008	1:50.25
42	RUD Jon Raahauge	DEN	11 FEB 1986	GLADSAXE(DEN)	2 JUL 2008	1:50.28
43	KEBBAB Nabil	ALG	30 DEC 1983	ALGER(ALG)	13 JUL 2007	1:50.30
44	KHADE Virhdawal	IND	29 AUG 1991	MONTERREY(MEX)	9 JUL 2008	1:50.35
45	TURK Luka	SLO	9 SEP 1986	MELBOURNE(AUS)	26 MAR 2007	1:50.36
46	PINI Ryan	PNG	10 DEC 1981	SYDNEY(AUS)	22 MAR 2008	1:50.65
47	ACUNA RODRIGUEZ Crox Ernesto	VEN	23 JUN 1990	RIO DE JANEIRO(BRA)	17 JUL 2007	1:51.10
48	BEGO Daniel	MAS	18 SEP 1989	KUALA LUMPUR(MAS)	2 MAY 2008	1:51.15
49	GALOFRE Julio Cesar	COL	27 JUL 1987	AUSTIN(USA)	7 JUN 2008	1:51.21
50	SILJEVSKI Radovan	SRB	17 JUL 1986	EINDHOVEN(NED)	19 MAR 2008	1:51.34
51	STACCHIOTTI Raphael	LUX	9 MAR 1992	Belgrade(SRB)	7 JUN 2008	1:51.46
52	STRAGA Dominik	CRO	20 JUN 1988	DUBROVNIK(CRO)	10 JUL 2008	1:51.53
53	BINEVICIUS Saulius	LTU	23 JAN 1979	EINDHOVEN(NED)	19 MAR 2008	1:51.85
54	MEBAREK Mahrez	ALG	12 FEB 1985	PARIS(FRA)	18 JUN 2008	1:52.03

55 <u>SIDORKIN Vladimir</u>	<u>EST</u>	9 MAY 1986 TARTU(EST)	30 JUN 2008	1:52.12
56 <u>TAY Bryan</u>	<u>SIN</u>	13 APR 1988 KORAT(THA)	11 DEC 2007	1:52.32
57 <u>DILMAN Artur</u>	<u>KAZ</u>	29 AUG 1990 ALMATY(KAZ)	17 MAY 2008	1:52.42
58 <u>ZAHAROV Andrei</u>	<u>MDA</u>	10 OCT 1975 SANKT-PETERSBURS(RUS)	17 FEB 2008	1:52.46
59 <u>NAZAROV Ibrahim</u>	<u>UZB</u>	17 APR 1988 SAINT-PETERSBURG(RUS)	18 FEB 2008	1:52.49
60 <u>REVISHVILI Irakli</u>	<u>GEO</u>	3 NOV 1989 MINSK(BEL)	19 JUN 2008	1:53.85
61 <u>NICOLINI Emanuele</u>	<u>SMR</u>	20 APR 1984 SAN MARINO(SMR)	25 APR 2008	1:55.14
62 <u>RISTOVSKI Mihajlo</u>	<u>MKD</u>	3 MAR 1983 EINDHOVEN(NED)	19 MAR 2008	1:57.90

---

**Legend**

OR - Olympic Record

WR - World Record

=OR - Equal Olympic Record

=WR - Equal World Record

10:24:22 3 AUG 2008

# Entry List By Event

MEN'S 400M FREESTYLE  
AS OF 3 AUG 2008



A-70  
B-10  
Univ. B

	Record	Split			Name	NOC	Location	Date
WR	3:40.08	25.33	53.02	1:21.27	1:49.57 THORPE Ian	<u>AUS</u>	Sydney (AUS)	16 SEP 2000
		2:17.38	2:45.43	3:13.04				
OR	3:40.59	24.88	52.64	1:20.51	1:48.86 THORPE Ian	<u>AUS</u>	Sydney (AUS)	16 SEP 2000
		2:16.83	2:45.09	3:12.88				

	Name	NOC	Date of Birth	Location of Qualification	Date of Qualification	Qualifying Time
1	HACKETT Grant	<u>AUS</u>	9 MAY 1980	SYDNEY(AUS)	22 MAR 2008	3:43.15
2	JENSEN Larsen	<u>USA</u>	1 SEP 1985	OMAHA(USA)	29 JUN 2008	3:43.53
3	PARK Taehwan	<u>KOR</u>	27 SEP 1989	ULSAN(KOR)	18 APR 2008	3:43.59
4	VANDERKAAAY Peter	<u>USA</u>	12 FEB 1984	OMAHA(USA)	29 JUN 2008	3:43.73
5	MELLOULI Oussama	<u>TUN</u>	16 FEB 1984	LOS ANGELES(USA)	7 JUN 2008	3:44.79
6	ZHANG Lin	<u>CHN</u>	6 JAN 1987	SHAQXING(CHN)	3 APR 2008	3:44.97
7	PRILUKOV Yuriy	<u>RUS</u>	14 JUN 1984	EINDHOVEN(NED)	18 MAR 2008	3:45.10
8	ROSOLINO Massimiliano	<u>ITA</u>	11 JUL 1978	EINDHOVEN(NED)	18 MAR 2008	3:45.19
9	COLBERTALDO Federico	<u>ITA</u>	17 OCT 1988	Roma(ITA)	6 JUN 2008	3:45.20
10	STANCZYK Przemyslaw	<u>POL</u>	12 FEB 1985	CHIBA(JPN)	21 AUG 2007	3:45.71
11	LOBINTSEV Nikita	<u>RUS</u>	21 NOV 1988	MOSCOW(RUS)	2 JUN 2008	3:46.31
12	STEVENS Craig	<u>AUS</u>	23 JUL 1980	SYDNEY(AUS)	22 MAR 2008	3:46.64
13	COCHRANE Ryan	<u>CAN</u>	29 OCT 1988	LOS ANGELES(USA)	8 JUN 2008	3:47.21
14	SUN Yang	<u>CHN</u>	1 DEC 1991	BEIJING(CHN)	1 FEB 2008	3:47.33
15	MATSUDA Takeshi	<u>JPN</u>	23 JUN 1984	TOKYO(JPN)	15 APR 2008	3:47.36
16	CARRY David	<u>GBR</u>	8 OCT 1981	SHEFFIELD(GBR)	27 JUL 2007	3:47.40
17	KORZENIOWSKI Pawel	<u>POL</u>	9 JUL 1985	EINDHOVEN(NED)	18 MAR 2008	3:47.70
18	BIEDERMANN Paul	<u>GER</u>	7 AUG 1986	BERLIN(GER)	18 APR 2008	3:47.71
19	FESSENKO Sergiy	<u>UKR</u>	5 JUN 1982	EINDHOVEN(NED)	18 MAR 2008	3:47.91
20	KUBUSCH Christian	<u>GER</u>	26 APR 1988	BERLIN(GER)	18 APR 2008	3:47.96
21	ROSTOUCHER Nicolas	<u>FRA</u>	15 FEB 1981	DUNKERQUE(FRA)	20 APR 2008	3:48.07
22	COMAN Dragos Cristian	<u>ROU</u>	16 OCT 1980	BANGKOK(THA)	12 AUG 2007	3:48.29
23	GLAESNER Mads	<u>DEN</u>	18 OCT 1988	GLADSAXE(DEN)	6 JUL 2008	3:48.39
24	MILWAIN Dean	<u>GBR</u>	18 OCT 1986	SHEFFIELD(GBR)	31 MAR 2008	3:48.40
25	ROUAULT Sebastien	<u>FRA</u>	24 FEB 1986	DUNKERQUE(FRA)	20 APR 2008	3:48.70
26	BRANDL David	<u>AUT</u>	19 APR 1987	BANGKOK(THA)	12 AUG 2007	3:49.28
27	GIANNIOTIS Spyridon	<u>GRE</u>	19 FEB 1980	TRIPOLIS(GRE)	4 AUG 2007	3:49.66
28	BASSON Jean	<u>RSA</u>	5 OCT 1987	DURBAN(RSA)	1 APR 2008	3:49.68
29	RIVERA Marco	<u>ESP</u>	20 APR 1983	PALMA MALLORCA(ESP)	6 APR 2008	3:49.82
30	RUD Jon Raahauge	<u>DEN</u>	11 FEB 1986	EINDHOVEN(NED)	18 MAR 2008	3:49.96
31	MEICHTRY Dominik	<u>SUI</u>	18 NOV 1984	LOS ANGELES(USA)	7 JUN 2008	3:50.51
32	TURK Luka	<u>SLO</u>	9 SEP 1986	MELBOURNE(AUS)	25 MAR 2007	3:50.72
33	GERCSAK Balazs	<u>HUN</u>	14 OCT 1986	BUDAPEST(HUN)	7 JUL 2007	3:52.21
34	TIRABASSI Daniele	<u>VEN</u>	16 AUG 1988	SAN MARINO(VEN)	24 APR 2008	3:52.69
35	KVALE Gard	<u>NOR</u>	6 MAY 1984	CANET(FRA)	14 JUN 2008	3:54.05
36	SVOBODA Kvetoslav	<u>CZE</u>	25 AUG 1982	MELBOURNE(AUS)	25 MAR 2007	3:54.76
37	PEREYRA Juan Martin	<u>ARG</u>	10 AUG 1980	RIO DE JANEIRO(BRA)	10 MAY 2008	3:55.64
38	JABEN Max	<u>ISR</u>	14 DEC 1985	EINDHOVEN(NED)	18 MAR 2008	3:56.64
39	RABOTA Oleg	<u>KAZ</u>	12 JUN 1990	ALMATY(KAZ)	21 MAY 2008	3:56.98
40	IRGASHEV Timur	<u>UZB</u>	4 JUL 1984	ALMATY(KAZ)	21 MAY 2008	3:57.88

### Legend

OR - Olympic Record

WR - World Record

=OR - Equal Olympic Record

=WR - Equal World Record

10:46:21 3 AUG 2008

# Entry List By Event

MEN'S 1500M FREESTYLE  
AS OF 3 AUG 2008



A-25  
D-10  
v01-2

	Record	Split				Name	NOC	Location	Date
<b>WR</b>	14:34.56	54.19	1:52.45	2:51.29	3:50.18	HACKETT Grant	<u>AUS</u>	Athens (GRE)	21 AUG 2004
		4:48.82	5:47.45	6:45.96	7:44.47				
		8:43.05	9:41.78	10:40.56	11:39.51				
		12:38.51	13:37.89						
<b>OR</b>	14:43.40	55.14	1:53.98	2:53.68	3:53.46	HACKETT Grant	<u>AUS</u>	Athens (GRE)	21 AUG 2004
		4:53.00	5:52.79	6:52.13	7:51.65				
		8:51.41	9:51.01	10:50.03	11:49.30				
		12:48.38	13:47.32						

	Name	NOC	Date of Birth	Location of Qualification	Date of Qualification	Qualifying Time
1	<u>SAWRYMOWICZ Mateusz</u>	<u>POL</u>	22 APR 1987	MELBOURNE(AUS)	1 APR 2007	14:45.94
2	<u>PRILUKOV Yuriy</u>	<u>RUS</u>	14 JUN 1984	MELBOURNE(AUS)	31 MAR 2007	14:47.29
3	<u>HACKETT Grant</u>	<u>AUS</u>	9 MAY 1980	SYDNEY(AUS)	29 MAR 2008	14:48.65
4	<u>COLBERTALDO Federico</u>	<u>ITA</u>	17 OCT 1988	Roma(ITA)	8 JUN 2008	14:50.59
5	<u>JENSEN Larsen</u>	<u>USA</u>	1 SEP 1985	OMAHA(USA)	6 JUL 2008	14:50.80
6	<u>STEVENS Craig</u>	<u>AUS</u>	23 JUL 1980	SYDNEY(AUS)	29 MAR 2008	14:53.18
7	<u>DAVIES David</u>	<u>GBR</u>	3 MAR 1985	EINDHOVEN(NED)	22 MAR 2008	14:54.28
8	<u>COCHRANE Ryan</u>	<u>CAN</u>	29 OCT 1988	MONTREAL(CAN)	1 APR 2008	14:54.66
9	<u>ZHANG Lin</u>	<u>CHN</u>	6 JAN 1987	SHAOXING(CHN)	5 APR 2008	14:55.98
10	<u>MELLOULI Oussama</u>	<u>TUN</u>	16 FEB 1984	LOS ANGELES(USA)	8 JUN 2008	14:56.22
11	<u>PARK Taehwan</u>	<u>KOR</u>	27 SEP 1989	CHIBA(JPN)	23 AUG 2007	14:58.43
12	<u>LOBINTSEV Nikita</u>	<u>RUS</u>	21 NOV 1988	EINDHOVEN(NED)	21 MAR 2008	15:00.73
13	<u>SUN Yang</u>	<u>CHN</u>	1 DEC 1991	SHAOXING(CHN)	5 APR 2008	15:00.88
14	<u>ROUAULT Sebastien</u>	<u>FRA</u>	24 FEB 1986	DUNKERQUE(FRA)	27 APR 2008	15:03.71
15	<u>PRINSLOO Troy</u>	<u>RSA</u>	16 NOV 1985	DURBAN(RSA)	5 APR 2008	15:04.96
16	<u>PIZZETTI Samuel</u>	<u>ITA</u>	16 OCT 1986	RICCIONE(ITA)	22 DEC 2007	15:05.55
17	<u>MATSUDA Takeshi</u>	<u>JPN</u>	23 JUN 1984	MELBOURNE(AUS)	31 MAR 2007	15:06.28
18	<u>GIANNIOTIS Spyridon</u>	<u>GRE</u>	19 FEB 1980	TRIPOLIS(GRE)	6 AUG 2007	15:07.31
19	<u>TURK Luka</u>	<u>SLO</u>	9 SEP 1986	MELBOURNE(AUS)	31 MAR 2007	15:07.59
20	<u>FESENKO Sergiy</u>	<u>UKR</u>	5 JUN 1982	MELBOURNE(AUS)	31 MAR 2007	15:08.05
21	<u>RIVERA Marco</u>	<u>ESP</u>	20 APR 1983	PALMA MALLORCA(ESP)	3 APR 2008	15:08.48
22	<u>CHARLESWORTH Richard</u>	<u>GBR</u>	26 OCT 1988	SHEFFIELD(GBR)	4 APR 2008	15:09.97
23	<u>HRENIAK Maciej</u>	<u>POL</u>	3 MAY 1989	ANTWERP(BEL)	19 JUL 2007	15:10.78
24	<u>GLAESNER Mads</u>	<u>DEN</u>	18 OCT 1988	MELBOURNE(AUS)	31 MAR 2007	15:12.10
25	<u>ROSTOUCHER Nicolas</u>	<u>FRA</u>	15 FEB 1981	DUNKERQUE(FRA)	27 APR 2008	15:12.29
26	<u>KUBUSCH Christian</u>	<u>GER</u>	26 APR 1988	BERLIN(GER)	23 APR 2008	15:13.71
27	<u>VANGENEUGDEN Tom</u>	<u>BEL</u>	31 JAN 1983	EINDHOVEN(NED)	8 DEC 2007	15:15.93
28	<u>COSTA Fernando</u>	<u>POR</u>	29 APR 1985	BANGKOK(THA)	14 AUG 2007	15:16.22
29	<u>COMAN Dragos Cristian</u>	<u>ROU</u>	16 OCT 1980	MELBOURNE(AUS)	31 MAR 2007	15:18.73
30	<u>MONASTERIO GUAIMARE Ricardo Andres</u>	<u>VEN</u>	22 OCT 1978	RIO DE JANEIRO(BRA)	20 JUL 2007	15:23.28
31	<u>PEREYRA Juan Martin</u>	<u>ARG</u>	10 AUG 1980	RIO DE JANEIRO(BRA)	7 MAY 2008	15:28.88
32	<u>JANISTYN Florian</u>	<u>AUT</u>	22 APR 1988	BANGKOK(THA)	14 AUG 2007	15:34.94
33	<u>STOYCHEV Petar</u>	<u>BUL</u>	24 OCT 1976	ZAGREB(CRO)	8 MAR 2008	15:35.95
34	<u>ARABEJO Ryan Paolo</u>	<u>PHI</u>	30 OCT 1989	MELBOURNE(AUS)	31 MAR 2007	15:39.86
35	<u>YILDIRIMER Ediz</u>	<u>TUR</u>	25 OCT 1993	IZMIR(TUR)	26 JUN 2008	15:44.66
36	<u>VANDERKAAY Peter</u>	<u>USA</u>	12 FEB 1984	OMAHA(USA)	6 JUL 2008	15:45.54
37	<u>KIS Gergo</u>	<u>HUN</u>	19 JAN 1988	BUDAPEST(HUN)	29 JUL 2007	15:50.20

### Legend

OR - Olympic Record

WR - World Record

=OR - Equal Olympic Record

=WR - Equal World Record

10:24:19 3 AUG 2008

# Entry List By Event

MEN'S 100M BACKSTROKE  
AS OF 3 AUG 2008



3-27  
5-4-13  
UNIV-4

	Record	Split	Name	NOC	Location	Date
WR	52.89	25.60	PEIRSOL Aaron	USA	Athens (GRE)	21 AUG 2004
OR	53.45	26.02	PEIRSOL Aaron	USA	Athens (GRE)	21 AUG 2004

	Name	NOC	Date of Birth	Location of Qualification	Date of Qualification	Qualifying Time
1	PEIRSOL Aaron	USA	23 JUL 1983	OMAHA(USA)	1 JUL 2008	52.89
2	MEEUW Helgé	GER	29 AUG 1984	BERLIN(GER)	19 APR 2008	53.10
3	GREVERS Matt	USA	26 MAR 1985	OMAHA(USA)	1 JUL 2008	53.19
4	TANCOÇK Liam	GBR	7 MAY 1985	CHIBA(JPN)	22 AUG 2007	53.46
5	DELANEY Ashley	AUS	11 APR 1986	SYDNEY(AUS)	24 MAR 2008	53.68
6	VYATCHANIN Arkady	RUS	4 APR 1984	MELBOURNE(AUS)	26 MAR 2007	53:69
7	STOECKEL Hayden	AUS	10 AUG 1984	SYDNEY(AUS)	5 JUL 2008	53.78
8	ROGAN Markus	AUT	4 MAY 1982	MELBOURNE(AUS)	27 FEB 2007	53.78
9	MORITA Tomomi	JPN	22 AUG 1984	CHIBA(JPN)	22 AUG 2007	54.00
10	RUPPRATH Thomas	GER	16 MAR 1977	BERLIN(GER)	19 APR 2008	54.16
11	TAIT Gregor	GBR	20 APR 1979	SHEFFIELD(GBR)	1 APR 2008	54.22
12	GRIGORIADIS Aristeidis	GRE	6 DEC 1985	EINDHOVEN(NED)	18 MAR 2008	54.27
13	GUIDO Guilherme	BRA	12 FEB 1987	RIO DE JANEIRO(BRA)	11 MAY 2008	54.32
14	MIYASHITA Junichi	JPN	17 OCT 1983	TOKYO(JPN)	16 APR 2008	54.37
15	DONETS Stanislav	RUS	7 JUL 1983	MOSCOW(RUS)	4 JUN 2008	54.46
16	WILDEBOER Aschwin	ESP	14 FEB 1986	EINDHOVEN(NED)	18 MAR 2008	54.61
17	STRAHIIJA Marko	CRO	28 MAY 1975	ZAGREB(CRO)	26 JUL 2008	54.67
18	PEREIRA Thiago	BRA	26 JAN 1986	RIO DE JANEIRO(BRA)	22 JUL 2007	54.75
19	di TORA Mirco	ITA	19 MAY 1986	EINDHOVEN(NED)	18 MAR 2008	54.75
20	DRIEBERGEN Nick	NED	19 AUG 1987	EINDHOVEN(NED)	18 MAR 2008	54.75
21	BARNEA Guy Marcos	ISR	9 SEP 1987	EINDHOVEN(NED)	18 MAR 2008	54.90
22	KOZULJ Goran	CRO	28 NOV 1976	EINDHOVEN(NED)	18 MAR 2008	54.93
23	FLOREA Razvan Ionut	ROU	29 SEP 1980	MELBOURNE(AUS)	1 APR 2007	54.99
24	CATALANO Enrico	ITA	6 AUG 1983	RICCIONE(ITA)	20 DEC 2007	55.03
25	TAPP Jake	CAN	6 AUG 1988	MONTREAL(CAN)	1 APR 2008	55.11
26	du RAND George	RSA	16 OCT 1982	DURBAN(RSA)	5 APR 2008	55.11
27	ZANDBERG Gerhard	RSA	23 APR 1983	DURBAN(RSA)	6 APR 2008	55.13
28	STASIULIS Benjamin	FRA	20 JUL 1986	DUNKERQUE(FRA)	22 APR 2008	55.17
29	MASSACAND Jonathan	SUI	26 FEB 1984	EINDHOVEN(NED)	18 MAR 2008	55.24
30	JANUSAITIS Vytautas	LTU	13 OCT 1981	MELBOURNE(AUS)	26 MAR 2007	55.36
31	SUNG Min	KOR	15 OCT 1982	BEIJING(CHN)	4 FEB 2008	55.43
32	BUYUKUNCU Derya	TUR	2 JUL 1976	CALIFORNIA(USA)	6 JUN 2008	55.67
33	KRIZKO Lubos	SVK	9 AUG 1979	EINDHOVEN(NED)	18 MAR 2008	55.98
34	ARNARSON Orrn	ISL	31 AUG 1981	MONTE-CARLO(MON)	7 JUN 2007	56.04
35	SJODIN Simon	SWE	4 OCT 1986	EINDHOVEN(NED)	24 MAR 2008	56.08
36	SANKOVICH Pavel	BLR	29 JUN 1990	MELBOURNE(AUS)	1 APR 2007	56.10
37	RUDOLF Roland	HUN	6 AUG 1985	COLUMBUS(USA)	5 APR 2008	56.22
38	PINZON Omar	COL	17 JUN 1989	Rio de Janeiro(BRA)	20 JUL 2007	56.26
39	SUN Xiaolei	CHN	12 JAN 1986	SHAOXING(CHN)	3 APR 2008	56.31
40	OTERO Eduardo German	ARG	4 FEB 1980	BUENOS AIRES(ARG)	30 MAY 2008	56.38
41	FUCKI Tomas	CZE	23 MAY 1985	BARCELONA(ESP)	11 JUN 2008	56.54
42	SUBIRATS ALTES Albert	VEN	25 SEP 1986	RIO DE JANEIRO(BRA)	17 JUL 2007	56.80
43	ISAKOV O Aleksandr	UKR	17 OCT 1989	EINDHOVEN(NED)	18 MAR 2008	56.94
44	BUGAKOV Daniil	UZB	29 JAN 1988	SAINT-PETERSBURG(RUS)	25 JUL 2007	57.03
45	OSSINSKIY Stanislav	KAZ	23 APR 1984	SAINT-PETERSBURG(RUS)	22 FEB 2008	57.05
46	RANA Mohammad Rubel	BAN	2 APR 1983	DHAKA(BAN)	24 FEB 2008	1:02.33
47	HEINE Jared J	MHL	6 SEP 1984			
48	KALALA Souhaib	SYR	1 JAN 1991			

### Legend

OR - Olympic Record

WR - World Record

=OR - Equal Olympic Record

=WR - Equal World Record

# Entry List By Event

MEN'S 200M BACKSTROKE  
AS OF 3 AUG 2008



A-27  
B-17  
unver-p

	Record	Split	Name	NOC	Location	Date	
<b>=WR</b>	1:54.32	26.88	55.67	1:25.05	PEIRSOL Aaron	<u>USA</u> Omaha, NE (USA)	4 JUL 2008
<b>=WR</b>	1:54.32	27.36	56.05	1:25.24	PEIRSOL Aaron	<u>USA</u> Athens (GRE)	19 AUG 2004
<b>OR</b>	1:54.95	27.17	56.13	1:25.30	PEIRSOL Aaron	<u>USA</u> Athens (GRE)	19 AUG 2004

	Name	NOC	Date of Birth	Location of Qualification	Date of Qualification	Qualifying Time
1	PEIRSOL Aaron	<u>USA</u>	23 JUL 1983	OMAHA(USA)	4 JUL 2008	1:54.32
2	LOCHTE Ryan	<u>USA</u>	3 AUG 1984	MELBOURNE(AUS)	30 MAR 2007	1:54.32
3	ROGAN Markus	<u>AUT</u>	4 MAY 1982	PARIS(FRA)	3 AUG 2007	1:55.74
4	TAIT Gregor	<u>GBR</u>	20 APR 1979	SHEFFIELD(GBR)	3 APR 2008	1:56.27
5	VYATCHANIN Arkady	<u>RUS</u>	4 APR 1984	MOSCOW(RUS)	7 JUN 2008	1:56.66
6	STOECKEL Hayden	<u>AUS</u>	10 AUG 1984	SYDNEY(AUS)	27 MAR 2008	1:56.75
7	GODDARD James	<u>GBR</u>	30 MAR 1983	SHEFFIELD(GBR)	3 APR 2008	1:56.82
8	DELANEY Ashley	<u>AUS</u>	11 APR 1986	BARCELONA(ESP)	10 JUN 2008	1:57.22
9	IRIE Ryosuke	<u>JPN</u>	24 JAN 1990	CHIBA(JPN)	23 AUG 2007	1:57.30
10	FLOREA Razvan Ionut	<u>ROU</u>	29 SEP 1980	MELBOURNE(AUS)	30 MAR 2007	1:57.31
11	DONETS Stanislav	<u>RUS</u>	7 JUL 1983	MOSCOW(RUS)	7 JUN 2008	1:57.80
12	MEEUW Helge	<u>GER</u>	29 AUG 1984	BERLIN(GER)	22 APR 2008	1:57.92
13	NAKANO Takashi	<u>JPN</u>	21 JUL 1984	BANGKOK(THA)	9 AUG 2007	1:58.14
14	WILDEBOER Aschwin	<u>ESP</u>	14 FEB 1986	EINDHOVEN(NED)	23 MAR 2008	1:58.26
15	PEREIRA Thiago	<u>BRA</u>	26 JAN 1986	RIO DE JANEIRO(BRA)	19 JUL 2007	1:58.42
16	ROGER Pierre	<u>FRA</u>	8 FEB 1983	DUNKERQUE(FRA)	25 APR 2008	1:58.42
17	LESTINGI Damiano	<u>ITA</u>	22 APR 1989	EINDHOVEN(NED)	22 MAR 2008	1:58.59
18	KOZULJ Gordan	<u>CRO</u>	28 NOV 1976	EINDHOVEN(NED)	18 MAR 2008	1:58.77
19	AVERSA Mattia	<u>ITA</u>	23 JUL 1986	LIVORNO(ITA)	2 APR 2008	1:58.85
20	RUDOLF Roland	<u>HUN</u>	6 AUG 1985	COLUMBUS(USA)	6 APR 2008	1:59.00
21	BALOG Gabor	<u>HUN</u>	2 SEP 1990	BUDAPEST(HUN)	9 JUL 2008	1:59.00
22	DRIEBERGEN Nick	<u>NED</u>	19 AUG 1987	AMSTERDAM(NED)	1 JUN 2007	1:59.26
23	STOSS Sebastian	<u>AUT</u>	14 JAN 1986	EINDHOVEN(NED)	23 MAR 2008	1:59.27
24	BEAVERS Keith	<u>CAN</u>	9 FEB 1983	MONTREAL(CAN)	1 APR 2008	1:59.42
25	SALATTA Lucas	<u>BRA</u>	27 APR 1987	RIO DE JANEIRO(BRA)	19 JUL 2007	1:59.51
26	DUFOUR Simon	<u>FRA</u>	20 FEB 1979	DUNKERQUE(FRA)	25 APR 2008	1:59.52
27	ORIWOL Tobias	<u>CAN</u>	13 MAY 1985	MONTREAL(CAN)	1 APR 2008	1:59.66
28	CHASIOTIS Dimitrios	<u>GRE</u>	27 JUN 1986	ATHENS(GRE)	10 MAY 2008	1:59.95
29	MASSACAND Jonathan	<u>SUI</u>	26 FEB 1984	EINDHOVEN(NED)	22 MAR 2008	2:00.16
30	BUYUKUNCU Derya	<u>TUR</u>	2 JUL 1976	CALIFORNIA(USA)	6 JUN 2008	2:00.19
31	OLIVEIRA Pedro	<u>POR</u>	1 JAN 1988	MELBOURNE(AUS)	29 MAR 2007	2:00.62
32	du RAND George	<u>RSA</u>	16 OCT 1982	DURBAN(RSA)	1 APR 2008	2:00.73
33	PINZON Omar	<u>COL</u>	17 JUN 1989	Rio de Janeiro(BRA)	18 JUL 2007	2:02.06
34	KIM Jiheun	<u>KOR</u>	10 SEP 1989	JEJU(KOR)	23 MAR 2008	2:02.13
35	DENG Jian	<u>CHN</u>	19 OCT 1989	SHAOXING(CHN)	1 APR 2008	2:02.47
36	CHAMMAH Itai	<u>ISR</u>	11 NOV 1985	EINDHOVEN(NED)	22 MAR 2008	2:02.93
37	OLVIK Andres	<u>EST</u>	16 APR 1986	RIGA(LAT)	2 MAR 2008	2:03.12
38	ISAKOV Oлександр	<u>UKR</u>	17 OCT 1989	PRAGUE(CZE)	21 JUN 2008	2:03.23
39	SVOBODA Kvetoslav	<u>CZE</u>	25 AUG 1982	PRAGUE(CZE)	15 JUL 2007	2:03.24
40	SJODIN Simon	<u>SWE</u>	4 OCT 1986	ROME(ITA)	10 JUN 2007	2:03.60
41	MEDEL Pedro	<u>CUB</u>	10 SEP 1991	HAVANA(CUB)	22 APR 2008	2:03.62
42	FRASER Brett	<u>CAY</u>	28 AUG 1989	HISSEVRI(USA)	15 FEB 2008	2:03.74
43	RABOTA Oleg	<u>KAZ</u>	12 JUN 1990	BEIJING(CHN)	4 FEB 2008	2:03.75
44	PANKOV Sergey	<u>UZB</u>	2 DEC 1988	ALMATY(KAZ)	19 MAY 2008	2:03.79

### Legend

OR - Olympic Record

WR - World Record

=OR - Equal Olympic Record

=WR - Equal World Record

## Entry List By Event

MEN'S 100M BREASTSTROKE  
AS OF 3 AUG 2008



8-32  
8-24  
wivv

	Record	Split	Name	NOC	Location	Date
WR	59.13	27.66	HANSEN Brendan	USA	Athens (GRE)	14 AUG 2004
OR	1:00.01	28.27	HANSEN Brendan	USA	Athens (GRE)	14 AUG 2004

	Name	NOC	Date of Birth	Location of Qualification	Date of Qualification	Qualifying Time
1	HANSEN Brendan	USA	15 AUG 1981	OMAHA(USA)	30 JUN 2008	59.24
2	KITAJIMA Kosuke	JPN	22 SEP 1982	TOKYO(JPN)	16 AUG 2008	59.66
3	OEN Alexander Dale	NOR	21 MAY 1985	EINDHOVEN(NED)	23 MAR 2008	59.76
4	DUBOSCO Huques	FRA	29 AUG 1981	EINDHOVEN(NED)	13 MAR 2008	59.78
5	RICKARD Brenton	AUS	19 OCT 1983	SYDNEY(AUS)	23 MAR 2008	1:00.04
6	SLUDNOV Roman	RUS	24 FEB 1980	MOSCOW(RUS)	3 JUN 2008	1:00.09
7	GANGLOFF Mark	USA	8 JUN 1982	OMAHA(USA)	29 JUN 2008	1:00.10
8	SPRENGER Christian	AUS	19 DEC 1985	SYDNEY(AUS)	23 MAR 2008	1:00.22
9	ALYFANTIS Romanos Iasonas	GRE	21 MAR 1986	ROME(ITA)	8 JUN 2007	1:00.39
10	SNYDERS Glenn	NZL	7 APR 1987	AUCKLAND(NZL)	27 MAR 2008	1:00.50
11	LISOGOR Oleg	UKR	17 JAN 1979	EINDHOVEN(NED)	18 MAR 2008	1:00.53
12	SUENAGA Yuta	JPN	7 APR 1985	TOKYO(JPN)	16 APR 2008	1:00.72
13	BORYSIK Igor	UKR	2 JUN 1984	PARIS(FRA)	2 AUG 2007	1:00.78
14	BARBOSA Henrique	BRA	5 JUL 1984	RIO DE JANEIRO(BRA)	11 MAY 2008	1:00.79
15	TITENIS Giedrius	LTU	21 JUL 1989	MELBOURNE(AUS)	25 MAR 2007	1:00.92
16	ALEXANDROV Mihail	BUL	9 APR 1985	CHIBA(JPN)	21 AUG 2007	1:01.04
17	van der BURGH Cameron	RSA	25 MAY 1988	DURBAN(RSA)	2 APR 2008	1:01.04
18	GILCHRIST Kristopher	GBR	3 DEC 1983	SHEFFIELD(GBR)	2 APR 2008	1:01.06
19	KOMORNIKOV Dmitry	RUS	28 JUL 1981	MELBOURNE(AUS)	25 MAR 2007	1:01.11
20	SILVA Felipe	BRA	14 MAY 1987	RIO DE JANEIRO(BRA)	11 MAY 2008	1:01.17
21	van VALKENGOED Thijs	NED	6 JUL 1983	EINDHOVEN(NED)	18 MAR 2008	1:01.22
22	BODOR Richard	HUN	10 MAR 1979	EINDHOVEN(NED)	19 MAR 2008	1:01.25
23	IRADIER Borja	ESP	23 MAR 1980	MONTECARLO(MON)	8 JUN 2008	1:01.32
24	GYURTA Daniel	HUN	4 MAY 1989	BUDAPEST(HUN)	10 JUL 2008	1:01.32
25	POLYAKOV Vladislav	KAZ	30 NOV 1983	CHIBA(JPN)	21 AUG 2007	1:01.43
26	JEDLIČKA Jiri	CZE	5 FEB 1987	EINDHOVEN(NED)	18 MAR 2008	1:01.46
27	DUGONJIC Damir	SLO	21 FEB 1988	LOS ANGELES(USA)	6 JUN 2008	1:01.46
28	ALVAREZ Melquiades	ESP	10 AUG 1988	EINDHOVEN(NED)	18 MAR 2008	1:01.48
29	MARKIC Matjaz	SLO	12 JAN 1983	EINDHOVEN(NED)	9 DEC 2007	1:01.49
30	BOIS Mathieu	CAN	6 JUL 1988	MONTREAL(CAN)	1 APR 2008	1:01.53
31	RYZHKOV Yevgeniy	KAZ	15 MAY 1985	ALMATY(KAZ)	17 MAY 2008	1:01.55
32	BROWN Mike Andrew	CAN	5 MAY 1984	MONTREAL(CAN)	1 APR 2008	1:01.56
33	ANDERSSON Jonas	SWE	6 FEB 1984	EINDHOVEN(NED)	18 MAR 2008	1:01.60
34	ROGULJ Vanja	CRO	13 FEB 1982	EINDHOVEN(NED)	18 MAR 2008	1:01.82
35	BREE Andrew	IRL	16 MAR 1981	NASHVILLE TENNESSEE(USA)	19 JUN 2008	1:01.83
36	ATASOY Demir	TUR	26 MAY 1987	DIJBROVNIK(CRO)	8 JUL 2008	1:02.00
37	DAID Sofiane	ALG	6 NOV 1982	ALGER(ALG)	12 JUL 2007	1:02.11
38	PREDA Valentin	ROU	24 MAY 1985	EINDHOVEN(NED)	22 MAR 2008	1:02.16
39	VABISHCHEVICH Viktor	BLR	22 MAR 1989	MINSK(BLR)	1 FEB 2008	1:02.19
40	MATE Istvan Hunor	AUT	13 MAR 1983	EINDHOVEN(NED)	18 MAR 2008	1:02.22
41	SVEINSSON Jakob Johann	ISL	24 NOV 1982	REYKJAVIK(ISL)	6 APR 2008	1:02.45
42	ALJAND Martti	EST	22 NOV 1987	STANFORD(USA)	5 MAR 2008	1:02.53
43	SILADJI Caba	SRB	23 AUG 1990	BELGRADE(SRB)	22 JUN 2008	1:02.53
44	BEERI Tom	ISR	17 MAY 1986	EINDHOVEN(NED)	18 MAR 2008	1:02.73
45	FALL Malick	SEN	11 DEC 1985	PARIS(FRA)	1 JUN 2008	1:02.74
46	CHRISTENSEN Chris	DEN	2 MAR 1988	MELBOURNE(AUS)	25 MAR 2007	1:02.83
47	ALIREZAEI Mohammad	IRI	27 JUL 1985	DUBROVNIK(CRO)	10 JUL 2008	1:02.98
48	XUE Ruipeng	CHN	20 MAR 1988	WUHAN(CHN)	22 OCT 2007	1:03.04
49	FERREYRA Sergio Andres	ARG	21 MAY 1977	BUENOS AIRES(ARG)	29 MAY 2008	1:03.06
50	de PRINS Alwin	LUX	28 SEP 1978	LUXEMBOURG(LUX)	27 JAN 2008	1:03.07
51	PRONO Genaro	PAR	29 APR 1989	CHARLOTTE(USA)	8 JUN 2008	1:03.35
52	SEJWAL Sahdeep	IND	23 JAN 1989	KAULA LUMPUR(MAS)	2 MAY 2008	1:03.58
53	DEMYANENKO Ivan	UZB	23 APR 1989	MINSK(BLR)	18 JUN 2008	1:03.59
54	VELEZ Daniel	PUR	9 DEC 1983	AUSTIN(USA)	7 MAR 2008	1:03.63
55	CROSS Andrei	BAR	2 JUN 1984	SLOVENIA INT'L(SLO)	7 DEC 2007	1:03.64

56	<u>POSTICA Sergiu</u>	<u>MDA</u>	17 MAY 1985	SANKT-PETERSBURG(RUS)	17 FEB 2008	<u>1:03.71</u> "B"
57	<u>NGUYEN Huu Viet</u>	<u>VIE</u>	1 OCT 1988	NAKHON RATCHASIMA(THA)	7 DEC 2007	1:03.73
58	<u>CRESPO ECHEVERRIA Edgar Roberto</u>	<u>PAN</u>	11 MAY 1989	SAN MARINO(ITA)	1 APR 2008	1:03.74
59	<u>KOUBROUSLI Wael</u>	<u>LIB</u>	12 JUN 1988	CYP	9 JUL 2008	1:06.24
60	<u>RAJOHNSON Erik</u>	<u>MAD</u>	4 FEB 1985	OSTRAVA(CZE)	16 JUN 2008	1:07.30
61	<u>ALARAG Osama Mohammed Y E</u>	<u>QAT</u>	15 NOV 1991	MELBOURNE(AUS)	25 MAR 2007	1:11.73
62	<u>AL-HABSI Mohammed</u>	<u>OMA</u>	21 AUG 1991	KUWAIT(KUW)	24 FEB 2008	1:12.29
63	<u>OKOTAI Petero</u>	<u>COK</u>	3 AUG 1981			
64	<u>COOK Christopher</u>	<u>GBR</u>	5 MAY 1979			
65	<u>BOLDBAATAR Butekhulls</u>	<u>MGL</u>	10 FEB 1990			
66	<u>COULIBALY Mohamed</u>	<u>MLI</u>	19 SEP 1989			

**Legend**

OR - Olympic Record

WR - World Record

=OR - Equal Olympic Record

=WR - Equal World Record

10:46:19 3 AUG 2008



## Entry List By Event

A-36  
B-16

## MEN'S 200M BREASTSTROKE

AS OF 3 AUG 2008

	Record	Split	Name	NOC	Location	Date	
WR	2:07.51	28.91	1:01.27	1:34.24	KITAJIMA Kosuke	JPN Athens (GRE)	18 AUG 2004
OR	2:09.44	29.10	1:02.12	1:35.96	KITAJIMA Kosuke	JPN Athens (GRE)	18 AUG 2004

	Name	NOC	Date of Birth	Location of Qualification	Date of Qualification	Qualifying Time
1	<u>KITAJIMA Kosuke</u>	JPN	22 SEP 1982	TOKYO(JPN)	19 APR 2008	2:08.84
2	<u>RICKARD Brenton</u>	AUS	19 OCT 1983	SYDNEY(AUS)	26 MAR 2008	2:09.51
3	<u>FALKO Grigory</u>	RUS	9 MAY 1987	EINDHOVEN(NED)	20 MAR 2008	2:09.64
4	<u>DUBOSCO Huques</u>	FRA	29 AUG 1981	DUNKERQUE(FRA)	23 APR 2008	2:09.72
5	<u>OEN Alexander Dale</u>	NOR	21 MAY 1985	EINDHOVEN(NED)	21 MAR 2008	2:09.74
6	<u>SPANN Scott</u>	USA	11 MAY 1988	OMAHA(USA)	3 JUL 2008	2:09.97
7	<u>SUENAGA Yuta</u>	JPN	7 APR 1985	TOKYO(JPN)	19 APR 2008	2:10.17
8	<u>SHANTEAU Eric</u>	USA	1 OCT 1983	OMAHA(USA)	2 JUL 2008	2:10.24
9	<u>GILCHRIST Kristopher</u>	GBR	3 DEC 1983	CHIBA(JPN)	23 AUG 2007	2:10.32
10	<u>GYURTA Daniel</u>	HUN	4 MAY 1989	ANTREPEN(BEL)	22 JUL 2007	2:10.71
11	<u>BROWN Mike Andrew</u>	CAN	5 MAY 1984	MONTREAL(CAN)	1 APR 2008	2:11.01
12	<u>SPRENGER Christian</u>	AUS	19 DEC 1985	SYDNEY(AUS)	26 MAR 2008	2:11.02
13	<u>FACCI Loris</u>	ITA	13 AUG 1983	MELBOURNE(AUS)	30 MAR 2007	2:11.03
14	<u>DIERING William</u>	RSA	7 MAY 1986	DURBAN(RSA)	3 APR 2008	2:11.88
15	<u>BOSSINI Paolo</u>	ITA	29 JUN 1985	ROMA(ITA)	8 JUN 2008	2:12.18
16	<u>POLYAKOV Vladislav</u>	KAZ	30 NOV 1983	CHIBA(JPN)	23 AUG 2007	2:12.29
17	<u>VERSFELD Nell</u>	RSA	29 MAR 1985	DURBAN(RSA)	4 APR 2008	2:12.33
18	<u>ZINOVYEV Alexey</u>	RUS	15 FEB 1990	ANTWERP(BEL)	18 JUL 2007	2:12.48
19	<u>BARBOSA Henrique</u>	BRA	5 JUL 1984	OMAHA(USA)	6 JUN 2008	2:12.56
20	<u>BOIS Mathieu</u>	CAN	6 JUL 1988	MONTREAL(CAN)	1 APR 2008	2:12.75
21	<u>DYMO Valeril</u>	UKR	9 SEP 1985	MELBOURNE(AUS)	29 MAR 2007	2:12.78
22	<u>CHRISTENSEN Chris</u>	DEN	2 MAR 1988	EINDHOVEN(NED)	20 MAR 2008	2:12.83
23	<u>ALEXANDROV Mihail</u>	BUL	9 APR 1985	CHIBA(JPN)	22 AUG 2007	2:12.85
24	<u>KIRTON James</u>	GBR	10 APR 1985	SHEFFIELD(GBR)	3 APR 2008	2:12.93
25	<u>RYZHKOV Yevgeniy</u>	KAZ	15 MAY 1985	ALMATY(KAZ)	21 MAY 2008	2:12.98
26	<u>GARCIA Sergio</u>	ESP	9 OCT 1989	EINDHOVEN(NED)	20 MAR 2008	2:13.03
27	<u>SNYDERS Glenn</u>	NZL	7 APR 1987	AUCKLAND(NZL)	29 MAR 2008	2:13.05
28	<u>BORYSIK Igor</u>	UKR	2 JUN 1984	MELBOURNE(AUS)	29 MAR 2007	2:13.10
29	<u>PODOPRIGORA Maxim</u>	AUT	18 APR 1978	EINDHOVEN(NED)	20 MAR 2008	2:13.13
30	<u>BRIE Andrew</u>	IRL	16 MAR 1981	INDIANAPOLIS(USA)	31 JUL 2007	2:13.15
31	<u>MATE Istvan Hunor</u>	AUT	13 MAR 1983	EINDHOVEN(NED)	20 MAR 2008	2:13.21
32	<u>NICOLARDOT Julien</u>	FRA	13 DEC 1981	DUNKERQUE(FRA)	23 APR 2008	2:13.21
33	<u>ALVAREZ Melquiades</u>	ESP	10 AUG 1988	PALMA MALLORCA(ESP)	6 APR 2008	2:13.28
34	<u>BEERI Tom</u>	ISR	17 MAY 1986	COIMBRA(POR)	30 MAR 2008	2:13.34
35	<u>PEREIRA Thiago</u>	BRA	26 JAN 1986	RIO DE JANEIRO(BRA)	21 JUL 2007	2:13.51
36	<u>LAI Zhongjian</u>	CHN	28 JAN 1988	SHUNDE(CHN)	19 MAY 2007	2:13.63
37	<u>JEDLIČKA Jiri</u>	CZE	5 FEB 1987	BARCELONA(ESP)	11 JUN 2008	2:14.16
38	<u>DAID Sofiane</u>	ALG	6 NOV 1982	ALGER(ALG)	16 JUL 2007	2:14.27
39	<u>van AGGELE Robin</u>	NED	30 JUL 1984	EINDHOVEN(NED)	6 DEC 2007	2:14.56
40	<u>ALYFANTIS Romános Iasonas</u>	GRE	21 MAR 1986	ROME(ITA)	8 JUN 2007	2:14.57
41	<u>ANDERSSON Jonas</u>	SWE	6 FEB 1984	EINDHOVEN(NED)	20 MAR 2008	2:14.83
42	<u>ALMEIDA Carlos</u>	POR	4 AUG 1988	EINDHOVEN(NED)	6 DEC 2007	2:15.00
43	<u>SIN Sujong</u>	KOR	15 FEB 1988	MELBOURNE(AUS)	29 MAR 2007	2:15.88
44	<u>SVEINSSON Jakob Johann</u>	ISL	24 NOV 1982	AARHUS(DEN)	12 JUL 2007	2:16.01
45	<u>ALJAND Martti</u>	EST	22 NOV 1987	STANFORD(USA)	4 MAR 2008	2:16.31
46	<u>MOLINA Miquel</u>	PHI	22 JUL 1984	LOS ANGELES CA(USA)	8 JUN 2008	2:16.62
47	<u>PREDA Valentin</u>	ROU	24 MAY 1985	MELBOURNE(AUS)	29 MAR 2007	2:16.97
48	<u>WANG Wei-Wen</u>	TPE	16 DEC 1986	TAITUNG(TPE)	7 AUG 2007	2:16.98
49	<u>CARNOL Laurent</u>	LUX	17 OCT 1989	EINDHOVEN(NED)	20 MAR 2008	2:17.29
50	<u>DAUTARTAS Edvinas</u>	LTU	28 AUG 1987	MELBOURNE(AUS)	29 MAR 2007	2:17.74
51	<u>ASLANOGLU Omer</u>	TUR	23 MAY 1988	EINDHOVEN(NED)	20 MAR 2008	2:17.85
52	<u>FERRÉYRA Sergio Andres</u>	ARG	21 MAY 1977	BUENOS AIRES(ARG)	29 MAY 2008	2:18.01
53	<u>SEJWAL Sandeep</u>	IND	23 JAN 1989	KAULA LUMPUR(MAS)	3 MAY 2008	2:18.23
54	<u>ANDARA GONZALEZ Leopoldo Jose</u>	VEN	27 JUN 1986	NASSAU(BAH)	26 JUN 2008	2:18.36

# Entry List By Event

MEN'S 100M BUTTERFLY

AS OF 3 AUG 2008



A-37  
5-24  
Luisen 2

	Record	Split	Name	NOC	Location	Date
WR	50.40	23.51	PHELPS Michael	USA	Athens (GRE)	20 AUG 2004
OR	51.25	24.36	PHELPS Michael	USA	Athens (GRE)	20 AUG 2004

	Name	NOC	Date of Birth	Location of Qualification	Date of Qualification	Qualifying Time
1	PHELPS Michael	USA	30 JUN 1985	MELBOURNE(AUS)	31 MAR 2007	50.77
2	CROCKER Ian	USA	31 AUG 1982	MELBOURNE(AUS)	31 MAR 2007	50.82
3	BOUSQUET Frederick	FRA	8 APR 1981	DUNKERQUE(FRA)	26 APR 2008	51.50
4	CAVIC Milorad	SRB	31 MAY 1984	BELGRADE(SRB)	21 JUN 2008	51.65
5	SUBIRATS ALTES Albert	VEN	25 SEP 1986	MELBOURNE(AUS)	20 MAR 2007	51.81
6	DUNFORD Jason	KEN	28 NOV 1986	MELBOURNE(AUS)	3 MAR 2007	51.85
7	KISHIDA Masayuki	JPN	24 NOV 1985	TOKYO(JPN)	20 APR 2008	51.86
8	KOROTYSHKIN Evgeny	RUS	30 APR 1983	EINDHOVEN(NED)	22 MAR 2008	51.89
9	LAUTERSTEIN Andrew	AUS	22 MAY 1987	SYDNEY(AUS)	28 MAR 2008	51.91
10	ALMEIDA Kaio	BRA	19 OCT 1984	RIO DE JANEIRO(BRA)	3 MAY 2007	51.99
11	RUPPRATH Thomas	GER	16 MAR 1977	BERLIN(GER)	23 APR 2008	52.05
12	MANKOC Peter	SLO	4 JUL 1978	EINDHOVEN(NED)	23 MAR 2008	52.07
13	MUNOZ Rafael	ESP	3 MAR 1988	EINDHOVEN(NED)	23 MAR 2008	52.09
14	PINI Ryan	PNG	10 DEC 1981	MELBOURNE(AUS)	17 MAR 2007	52.10
15	SERDINOV Andrii	UKR	17 NOV 1982	MONTE-CARLO(MON)	8 JUN 2008	52.11
16	PINE Adam	AUS	28 FEB 1976	SYDNEY(AUS)	28 MAR 2008	52.13
17	FUJII Takuro	JPN	21 APR 1985	TOKYO(JPN)	20 APR 2008	52.14
18	van AGGELE Robin	NED	30 JUL 1984	EINDHOVEN(NED)	23 MAR 2008	52.20
19	SWANEPOEL Corney	NZL	17 MAR 1986	AUCKLAND(NZL)	25 MAR 2008	52.21
20	SKVORTSOV Nikolay	RUS	28 MAR 1984	MELBOURNE(AUS)	30 MAR 2007	52.22
21	STARKE Benjamin	GER	25 NOV 1986	BERLIN(GER)	23 APR 2008	52.23
22	LEBON Christophe	FRA	8 NOV 1982	DUNKERQUE(FRA)	26 APR 2008	52.25
23	BARTOCH Joe	CAN	3 JAN 1983	MONTREAL(CAN)	1 APR 2008	52.28
24	ROCK Michael	GBR	13 MAR 1987	SHEFFIELD(GBR)	3 APR 2008	52.28
25	COOPER Todd	GBR	25 JUN 1983	SHEFFIELD(GBR)	4 APR 2008	52.33
26	BURMESTER Moss	NZL	19 JUN 1981	AUCKLAND(NZL)	25 MAR 2008	52.34
27	FROLANDER Lars	SWE	26 MAY 1974	MELBOURNE(AUS)	25 MAR 2007	52.34
28	BREUS Sergii	UKR	30 JAN 1983	EINDHOVEN(NED)	22 MAR 2008	52.37
29	MANGABEIRA Gabriel	BRA	31 JAN 1982	RIO DE JANEIRO(BRA)	18 JUL 2007	52.43
30	ALESI GONZALEZ Octavio Andres	VEN	10 DEC 1986	RIO DE JANEIRO(BRA)	16 JUL 2007	52.54
31	SHI Feng	CHN	6 NOV 1988	CHONGQING(CHN)	24 SEP 2007	52.61
32	PUNINSKI Alexei	CRO	11 JAN 1985	COLUMBUS(USA)	4 APR 2008	52.61
33	LENDJER Ivan	SRB	29 JUL 1990	MONTERREY(MEX)	10 JUL 2008	52.62
34	TODOROVIC Mario	CRO	11 OCT 1988	EINDHOVEN(NED)	18 MAR 2008	52.63
35	FERNS Lyndon	RSA	24 SEP 1983	DURBAN(RSA)	3 APR 2008	52.70
36	SIQUI Adam	CAN	10 MAY 1982	MONTREAL(CAN)	1 APR 2008	52.81
37	HEERSBRANDT Francois	BEL	12 DEC 1989	EINDHOVEN(NED)	22 MAR 2008	52.83
38	LAZUKA Evgeny	BLR	19 APR 1989	MELBOURNE(AUS)	1 APR 2007	53.10
39	MORGADO Simao	POR	4 MAR 1979	EINDHOVEN(NED)	22 MAR 2008	53.14
40	LENNOX Douglas	PUR	10 APR 1987	OHIO(USA)	3 APR 2008	53.39
41	PASTRAS Sotirios	GRE	21 APR 1986	THESSALONIKI(GRE)	20 APR 2008	53.45
42	NALESSO Mattia	ITA	13 FEB 1981	PESARO(ITA)	27 JUL 2007	53.48
43	ANDKJAER Jakob Schioett	DEN	7 MAY 1985	AARHUS(DEN)	11 JUL 2007	53.53
44	GHERGHEL Ioan Stefan	ROU	18 AUG 1978	EINDHOVEN(NED)	22 MAR 2008	53.55
45	VELOZ Juan Jose	MEX	24 SEP 1982	RIO DE JANEIRO(BRA)	16 JUL 2008	53.59
46	POSERIA Ankur	IND	16 MAR 1987	FEDERALWAY(USA)	2 DEC 2007	53.68
47	RUBACEK Michal	CZE	19 DEC 1986	EINDHOVEN(NED)	22 MAR 2008	53.71
48	MANDEL Alon	ISR	23 AUG 1988	NEBARSKA(USA)	6 JUN 2008	53.94
49	GAMBIN Ryan	MLT	23 MAY 1985	PARIS(FRA)	18 JUN 2008	53.94
50	URAS Onur	TUR	1 JAN 1985	ATLANTA(USA)	7 OCT 2008	53.97
51	KNOWLES Jeremy	BAH	30 AUG 1981	NASSAU(BAH)	27 JUN 2008	54.00
52	PALAZOV Georgi	BUL	4 FEB 1980	EINDHOVEN(NED)	21 MAR 2008	54.12
53	SALCIUS Rimvydas	LTU	31 JAN 1985	EINDHOVEN(NED)	22 MAR 2008	54.16
54	BECERRA Camilo	COL	10 OCT 1980	CARTAGENA(COL)	2 FEB 2007	54.18
55	MADARASSY Adam	HUN	14 MAR 1985	COLUMBUS(USA)	5 APR 2008	54.28

56	<u>REYNISSON Hjortur Mar</u>	<u>ISL</u>	28 MAR 1983	MONTE-CARLO(MON)	8 JUN 2008	54.32
57	<u>BEGO Daniel</u>	<u>MAS</u>	18 SEP 1989	NAKHON RATCHASIMA(THA)	12 SEP 2007	54.33
58	<u>FRASER Shaune</u>	<u>CAY</u>	29 MAR 1988	COLUMBUS(USA)	4 APR 2008	54.42
59	<u>NADA Ahmed</u>	<u>EGY</u>	6 DEC 1986			54.48
60	<u>KHUDIYEV Rustam</u>	<u>KAZ</u>	6 JAN 1985	BEIJING(CHN)	1 FEB 2008	54.69
61	<u>TOUW NGIE TJOUW Gordon</u>	<u>SUR</u>	9 JUL 1985	RIO DE JANEIRO(BRA)	16 JUL 2007	<u>54.71</u>
62	<u>ALMUHANA Bader Abdulrahman</u>	<u>KSA</u>	15 NOV 1988	MELBOURNE(AUS)	17 MAR 2007	56.93
63	<u>MATIAS Joao Luis Cardoso</u>	<u>ANG</u>	29 SEP 1986	LUAHDA(ANG)	6 MAR 2008	57.58
64	<u>CAMARGO Marco</u>	<u>ECU</u>	8 MAY 1989	CARACAS(VEN)	28 FEB 2007	59.37
65	<u>NISIC Nedim</u>	<u>BIH</u>	7 MAR 1984			

---

**Legend**

OR - Olympic Record

WR - World Record

=OR - Equal Olympic Record

=WR - Equal World Record

10:24:19 3 AUG 2008

# Entry List By Event

MEN'S 200M BUTTERFLY  
AS OF 3 AUG 2008



A-21  
B-22  
C-1

	Record	Split	Name	NOC	Location	Date	
WR	1:52.09	25.26	53.62	1:22.87 PHELPS Michael	USA	Athens (GRE)	17 AUG 2004
OR	1:54.04	25.55	54.45	1:24.54 PHELPS Michael	USA	Athens (GRE)	17 AUG 2004

	Name	NOC	Date of Birth	Location of Qualification	Date of Qualification	Qualifying Time
1	PHELPS Michael	USA	30 JUN 1985	MELBOURNE(AUS)	25 MAR 2007	1:52.09
2	STOVALL Gil	USA	3 JUN 1986	OMAHA(USA)	2 JUL 2008	1:53.86
3	KORZENIOWSKI Pawel	POL	9 JUL 1985	EINDHOVEN(NED)	21 MAR 2008	1:54.38
4	SKVORTSOV Nikolay	RUS	28 MAR 1984	EINDHOVEN(NED)	20 MAR 2008	1:54.65
5	WU Peng	CHN	16 MAY 1987	SHAOXING(CHN)	1 APR 2008	1:54.82
6	BURMESTER Moss	NZL	19 JUN 1981	AUCKLAND(NZL)	27 MAR 2008	1:54.99
7	ALMEIDA Kaio	BRA	19 OCT 1984	RIO DE JANEIRO(BRA)	10 MAY 2008	1:55.14
8	SHIBATA Ryuichi	JPN	14 DEC 1983	TOKYO(JPN)	18 APR 2008	1:55.48
9	SYLANTIEV Denys	UKR	3 OCT 1976	PARIS(FRA)	4 AUG 2007	1:55.48
10	MATSUDA Takeshi	JPN	23 JUN 1984	CHIBA(JPN)	6 APR 2007	1:55.52
11	CHEN Yin	CHN	29 MAR 1986	SHAOXING(CHN)	2 APR 2008	1:55.62
12	JUKIC Dinko	AUT	9 JAN 1989	BARCELONA(ESP)	1 JUN 2008	1:55.94
13	NEDERPELT Travis	AUS	10 JUN 1985	SYDNEY(AUS)	22 MAR 2008	1:56.06
14	LEBON Christophe	FRA	8 NOV 1982	DUNKERQUE(FRA)	23 APR 2008	1:56.54
15	CSEH Laszlo	HUN	3 DEC 1985	BUDAPEST(HUN)	11 JUL 2008	1:56.56
16	FONTEYN Mathieu	BEL	14 FEB 1985	EINDHOVEN(NED)	20 MAR 2008	1:56.86
17	ROCK Michael	GBR	13 MAR 1987	SHEFFIELD(GBR)	6 APR 2008	1:56.92
18	BENI Niccolo'	ITA	9 JUL 1986	ROMA(ITA)	7 JUN 2008	1:56.99
19	ADVENA Sergii	UKR	4 AUG 1984	EINDHOVEN(NED)	20 MAR 2008	1:57.04
20	KEREKJARTO Tamás	HUN	9 JUL 1979	MELBOURNE(AUS)	27 MAR 2007	1:57.54
21	GHERGHEL Ioan Stefan	ROU	18 AUG 1978	EINDHOVEN(NED)	20 MAR 2008	1:57.56
22	VELOZ Juan Jose	MEX	24 SEP 1982	MELBOURNE(AUS)	27 MAR 2007	1:57.83
23	ALYFANTIS Romanos Iasonas	GRE	21 MAR 1986	MELBOURNE(AUS)	25 MAR 2007	1:57.91
24	SIOUTI Adam	CAN	10 MAY 1982	MONTREAL(CAN)	1 APR 2008	1:57.98
25	KNOWLES Jeremy	BAH	30 AUG 1981	INDIANAPOLIS(USA)	31 JUL 2007	1:58.34
26	SJODIN Simon	SWE	4 OCT 1986	EINDHOVEN(NED)	20 MAR 2008	1:58.39
27	PINZON Omar	COL	17 JUN 1989	CHARLOTTE(USA)	7 JUN 2008	1:58.77
28	OLIVEIRA Pedro	POR	1 JAN 1988	EINDHOVEN(NED)	20 MAR 2008	1:59.00
29	HSU Chi-Chieh	TPE	27 APR 1988	CHANG HUA	9 MAY 2008	1:59.35
30	BEGO Daniel	MAS	18 SEP 1989	CHIBA(JPN)	21 AUG 2007	1:59.40
31	PALAZOV Georgi	BUL	4 FEB 1980	EINDHOVEN(NED)	19 MAR 2008	1:59.77
32	MANDEL Alon	ISR	23 AUG 1988	EINDHOVEN(NED)	20 MAR 2008	1:59.79
33	MARKOVIC Vladan	SRB	20 MAR 1977	CADIZ(ESP)	15 APR 2007	2:00.36
34	WALSH Jb	PHI	23 DEC 1986	INDIANAPOLIS(USA)	31 JUL 2007	2:00.42
35	LENNOX Douglas	PUR	10 APR 1987	OHIO(USA)	3 APR 2008	2:00.45
36	YU Jeongnam	KOR	12 SEP 1983	ULSAN(KOR)	20 APR 2008	2:00.77
37	UTOMO Donny Budiarto	INA	13 MAR 1979	NAKHON RACHASIMA(THA)		2:00.81
38	GONZALEZ Andres Jose	ARG	25 MAR 1989	SAN MARINO(ITA)	24 APR 2008	2:00.82
39	NUNEZ Javier	ESP	23 APR 1983	PALMA MALLORCA(ESP)	5 APR 2008	2:00.87
40	MARQUEZ RIVAS Alexis	VEN	20 JUL 1985	SAN MARINO(SMR)	24 APR 2008	2:00.89
41	CRESCIMBENI Emmanuel	PER	25 JUN 1990	RIO DE JANEIRO(BRA)	21 JUL 2007	2:01.09
42	PONCHA Rehan Jehangir	IND	3 AUG 1986	SYDNEY(AUS)	5 JUL 2008	2:01.40
43	ROKI Niksa	CRO	8 FEB 1988	ZAGREB(CRO)	21 JUN 2008	2:01.56
44	HERNANDEZ MARADIAGA Javier	HON	8 MAY 1988	RIO JANEIRO(BRA)	1 JUL 2007	2:03.19

### Legend

OR - Olympic Record      WR - World Record      =OR - Equal Olympic Record      =WR - Equal World Record

Entry List By Event

MEN'S 200M INDIVIDUAL MEDLEY  
AS OF 3 AUG 2008



A-26  
B-21  
winner-φ

	Record	Split	Name	NOC	Location	Date
WR	1:54.80	25.16	53.97	1:27.57	PHELPS Michael	<u>USA</u> Athens (GRE) 19 AUG 2004
OR	1:57.14	25.51	54.35	1:29.37	PHELPS Michael	<u>USA</u> Athens (GRE) 19 AUG 2004

	Name	NOC	Date of Birth	Location of Qualification	Date of Qualification	Qualifying Time
1	<u>PHELPS Michael</u>	<u>USA</u>	30 JUN 1985	OMAHA(USA)	4 JUL 2008	1:54.80
2	<u>LOCHTE Ryan</u>	<u>USA</u>	3 AUG 1984	OMAHA(USA)	4 JUL 2008	1:55.22
3	<u>CSEH Laszlo</u>	<u>HUN</u>	3 DEC 1985	MELBOURNE(AUS)	29 MAR 2007	1:56.92
4	<u>GODDARD James</u>	<u>GBR</u>	30 MAR 1983	SHEFFIELD(GBR)	2 APR 2008	1:57.72
5	<u>PEREIRA Thiago</u>	<u>BRA</u>	26 JAN 1986	RIO DE JANEIRO(BRA)	20 JUL 2007	1:57.79
6	<u>TANCOCK Liam</u>	<u>GBR</u>	7 MAY 1985	SHEFFIELD(GBR)	1 APR 2008	1:57.79
7	<u>JOHNS Brian</u>	<u>CAN</u>	5 AUG 1982	MELBOURNE(AUS)	28 MAR 2007	1:59.45
8	<u>KEREKJARTO Tamas</u>	<u>HUN</u>	9 JUL 1979	MELBOURNE(AUS)	28 MAR 2007	1:59.51
9	<u>JUKIC Dinko</u>	<u>AUT</u>	9 JAN 1989	EINDHOVEN(NED)	20 MAR 2008	1:59.65
10	<u>JANUSAITIS Vytautas</u>	<u>LTU</u>	13 OCT 1981	MELBOURNE(AUS)	29 MAR 2007	1:59.84
11	<u>BRODIE Leith</u>	<u>AUS</u>	16 JUL 1986	SYDNEY(AUS)	21 MAR 2008	1:59.90
12	<u>TAKAKUWA Ken</u>	<u>JPN</u>	25 MAR 1985	BANGKOK(THA)	11 AUG 2007	2:00.09
13	<u>FUJII Takuro</u>	<u>JPN</u>	21 APR 1985	TOKYO(JPN)	18 APR 2008	2:00.30
14	<u>KENT Dean</u>	<u>NZL</u>	6 NOV 1978	MELBOURNE(AUS)	28 MAR 2007	2:00.30
15	<u>WOJT Lukasz</u>	<u>POL</u>	13 MAY 1982	BANGKOK(THA)	11 AUG 2007	2:00.32
16	<u>CARVALHO Diogo</u>	<u>POR</u>	26 MAR 1988	EINDHOVEN(NED)	19 MAR 2008	2:00.40
17	<u>BOGGIATTO Alessio</u>	<u>ITA</u>	18 JAN 1981	EINDHOVEN(NED)	20 MAR 2008	2:00.55
18	<u>TURRINI Federico</u>	<u>ITA</u>	21 JUL 1987	LIVORNO(ITA)	2 APR 2008	2:00.73
19	<u>ALLY Bradley</u>	<u>BAR</u>	11 DEC 1984	RIO DE JANEIRO(BRA)	20 JUL 2007	2:00.96
20	<u>TOWNSEND Darian</u>	<u>RSA</u>	28 AUG 1984	DURBAN(RSA)	4 APR 2008	2:01.05
21	<u>BEAVERS Keith</u>	<u>CAN</u>	9 FEB 1983	RIO DE JANEIRO(BRA)	18 JUL 2007	2:01.10
22	<u>CABELLO Brenton</u>	<u>ESP</u>	28 DEC 1981	PALMA MALLORCA(ESP)	5 APR 2008	2:01.10
23	<u>TIKHONOV Alexander</u>	<u>RUS</u>	4 MAY 1988	EINDHOVEN(NED)	19 MAR 2008	2:01.32
24	<u>van AGGELE Robin</u>	<u>NED</u>	30 JUL 1984	AMSTERDAM(NED)	1 JUN 2007	2:01.35
25	<u>LIVAMAGI Martin</u>	<u>EST</u>	5 JUL 1988	MELBOURNE(AUS)	28 MAR 2007	2:01.37
26	<u>OU Jinqyu</u>	<u>CHN</u>	29 OCT 1986	BANGKOK(THA)	11 AUG 2007	2:01.38
27	<u>KOKKODIS Ioannis</u>	<u>GRE</u>	8 JAN 1981	MELBOURNE(AUS)	25 MAR 2007	2:01.47
28	<u>GORDIYENKO Dmitriy</u>	<u>KAZ</u>	20 MAY 1986	BANGKOK(THA)	11 AUG 2007	2:01.49
29	<u>ALEXANDROV Mihail</u>	<u>BUL</u>	9 APR 1985	MELBOURNE(AUS)	28 MAR 2007	2:01.80
30	<u>DEIBLER Markus</u>	<u>GER</u>	28 JAN 1990	BERLIN(GER)	22 APR 2008	2:02.23
31	<u>IMPRIC Sasa</u>	<u>CRO</u>	9 JAN 1986	EINDHOVEN(NED)	18 MAR 2008	2:02.35
32	<u>NEVO Gal</u>	<u>ISR</u>	29 JUN 1987	EINDHOVEN(NED)	19 MAR 2008	2:02.43
33	<u>KNOWLES Jeremy</u>	<u>BAH</u>	30 AUG 1981	NASSAU(BAH)	26 JUN 2008	2:02.79
34	<u>LEPSKY Vadya</u>	<u>UKR</u>	9 JUL 1985	PRAGUE(CZE)	21 JUN 2008	2:02.94
35	<u>BOVELL Nicholas</u>	<u>TRI</u>	11 MAY 1986	RIO DE JANEIRO(BRA)	18 JUL 2007	2:03.02
36	<u>MOLINA Miquel</u>	<u>PHI</u>	22 JUL 1984	LOS ANGELES CA(USA)	6 JUN 2008	2:03.22
37	<u>KVALE Gard</u>	<u>NOR</u>	6 MAY 1984	MELBOURNE(AUS)	28 MAR 2007	2:03.35
38	<u>FUCIK Tomas</u>	<u>CZE</u>	23 MAY 1985	BARCELONA(ESP)	10 JUN 2008	2:03.57
39	<u>BREE Andrew</u>	<u>IRL</u>	16 MAR 1981	NASHVILLE TENNESSEE(USA)	20 JUN 2008	2:04.43
40	<u>ANDARA GONZALEZ Leopoldo Jose</u>	<u>VEN</u>	27 JUN 1986	NASSAU(BAH)	26 JUN 2008	2:04.51
41	<u>ATASAY Serkan</u>	<u>TUR</u>	11 MAR 1970	ATHENS(GRE)		2:04.56
42	<u>PARK Beomho</u>	<u>KOR</u>	23 MAY 1988	BEIJING(CHN)	3 FEB 2008	2:04.81
43	<u>CHRISTENSEN Chris</u>	<u>DEN</u>	2 MAR 1988	GLADSAXE(DEN)	1 JUL 2008	2:04.86
44	<u>ZAKHAROV Iurii</u>	<u>KGZ</u>	1 DEC 1985	ST-PETERBURG(RUS)	24 JUL 2007	2:05.43
45	<u>BUGAKOV Danil</u>	<u>UZB</u>	29 JAN 1988	ALMATY(KAZ)	19 MAY 2008	2:05.48
46	<u>HAMAMA Mehdi</u>	<u>ALG</u>	7 MAY 1985	BARCELONE(ESP)	10 JUN 2008	2:05.54
47	<u>PINZON Omar</u>	<u>COL</u>	17 JUN 1989	RIO DE JANEIRO(BRA)	7 JUN 2008	2:05.54

Legend

OR - Olympic Record      WR - World Record      =OR - Equal Olympic Record      =WR - Equal World Record

# Entry List By Event

MEN'S 400M INDIVIDUAL MEDLEY  
AS OF 3 AUG 2008



A-20  
B-9

	Record		Split		Name	NOC	Location	Date	
<b>WR</b>	4:05.25	26.16	55.38	1:26.62	1:57.32	PHELPS Michael	<u>USA</u>	Athens (GRE)	14 AUG 2004
		2:32.45	3:08.45	3:37.93					
<b>OR</b>	4:08.26	26.42	55.57	1:26.80	1:57.10	PHELPS Michael	<u>USA</u>	Athens (GRE)	14 AUG 2004
		2:33.63	3:10.36	3:39.92					

	Name	NOC	Date of Birth	Location of Qualification	Date of Qualification	Qualifying Time
1	<u>PHELPS Michael</u>	<u>USA</u>	30 JUN 1985	OMAHA(USA)	29 JUN 2008	4:05.25
2	<u>LOCHTE Ryan</u>	<u>USA</u>	3 AUG 1984	OMAHA(USA)	29 JUN 2008	4:06.08
3	<u>CSEH Laszlo</u>	<u>HUN</u>	3 DEC 1985	BOUSILLION(FRA)	15 JUN 2008	4:07.56
4	<u>MARIN Luca</u>	<u>ITA</u>	9 APR 1986	MELBOURNE(AUS)	1 APR 2007	4:09.88
5	<u>PEREIRA Thiago</u>	<u>BRA</u>	26 JAN 1986	RIO DE JANEIRO(BRA)	4 NOV 2007	4:11.14
6	<u>HAFIELD Thomas</u>	<u>GBR</u>	28 JAN 1988	SHEFFIELD(GBR)	3 APR 2008	4:12.59
7	<u>KIS Gergo</u>	<u>HUN</u>	19 JAN 1988	PARIS(FRA)	2 AUG 2007	4:14.17
8	<u>SCHOEMAN Riaan</u>	<u>RSA</u>	18 SEP 1989	CHIBA(JPN)	21 AUG 2007	4:15.41
9	<u>BOGGIATTO Alessio</u>	<u>ITA</u>	18 JAN 1981	PESARO(ITA)	27 JUL 2007	4:15.85
10	<u>NEDERPELT Travis</u>	<u>AUS</u>	10 JUN 1985	SYDNEY(AUS)	22 MAR 2008	4:16.31
11	<u>DALE Euan</u>	<u>GBR</u>	18 DEC 1985	SHEFFIELD(GBR)	3 APR 2008	4:16.33
12	<u>DEMETIS Vasileios</u>	<u>GRE</u>	12 MAY 1983	MELBOURNE(AUS)	25 MAR 2007	4:16.83
13	<u>BEAVERS Keith</u>	<u>CAN</u>	9 FEB 1983	MONTREAL(CAN)	1 APR 2008	4:16.98
14	<u>MUNEZ Javier</u>	<u>ESP</u>	23 APR 1983	PALMA MALLORCA(ESP)	4 APR 2008	4:16.98
15	<u>JUKIC Dinko</u>	<u>AUT</u>	9 JAN 1989	EINDHOVEN(NED)	24 MAR 2008	4:17.24
16	<u>HENRI Pierre</u>	<u>FRA</u>	25 FEB 1983	EINDHOVEN(NED)	24 MAR 2008	4:17.80
17	<u>JOHNS Brian</u>	<u>CAN</u>	5 AUG 1982	MONTREAL(CAN)	1 APR 2008	4:17.81
18	<u>TIKHONOV Alexander</u>	<u>RUS</u>	4 MAY 1988	SAINT-PETERSBURG(RUS)	19 FEB 2008	4:17.96
19	<u>ALYFANTIS Romanos Iasonas</u>	<u>GRE</u>	21 MAR 1986	TRIPOLIS(GRE)	5 AUG 2007	4:18.03
20	<u>KRYLOV Andrey</u>	<u>RUS</u>	10 APR 1984	MELBOURNE(AUS)	1 APR 2007	<del>4:18.15</del>
21	<u>ALLY Bradley</u>	<u>BAR</u>	11 DEC 1984	SANTA CLARA(USA)	1 JUL 2007	4:20.99
22	<u>LEPSKIY Vadym</u>	<u>UKR</u>	9 JUL 1985	PRAGUE(CZE)	21 JUN 2008	4:21.16
23	<u>PINZON Omar</u>	<u>COL</u>	17 JUN 1989	CHARLOTTE(BRA)	8 JUN 2008	4:22.40
24	<u>NEVO Gal</u>	<u>ISR</u>	29 JUN 1987	PARIS(FRA)	2 AUG 2007	4:24.17
25	<u>ROKI Niksa</u>	<u>CRO</u>	8 FEB 1988	ZAGREB(CRO)	21 JUN 2008	4:25.28
26	<u>HACIANE CONSTANTIN Hocine</u>	<u>AND</u>	7 JUL 1985	PALMA DE MALLORCA(ESP)	4 APR 2008	4:26.19
27	<u>NAZAR Deniz</u>	<u>TUR</u>	19 AUG 1980	BARCELONA(ESP)	10 JUL 2008	4:26.80
28	<u>GORDIYENKO Dmitriy</u>	<u>KAZ</u>	20 MAY 1986	ALMATY(KAZ)	18 MAY 2008	4:27.15
29	<u>DANILOV Vasili</u>	<u>KGZ</u>	13 DEC 1988	ST-PETERBURG(RUS)	24 JUL 2007	<u>4:27.32</u>

### Legend

OR - Olympic Record      WR - World Record      =OR - Equal Olympic Record      =WR - Equal World Record

10:46:20 3 AUG 2008

## Entry List By Event



WOMEN'S MARATHON 10KM  
AS OF 3 AUG 2008

Name	NOC	Date of Birth	Location of Qualification	Date of Qualification
<u>BERGLUND Eva</u>	<u>SWE</u>	14 FEB 1984		
<u>BOGARIN Antonella</u>	<u>ARG</u>	11 NOV 1991		
<u>CUNHA Ana</u>	<u>BRA</u>	23 MAR 1992		
<u>FANG Yanqiao</u>	<u>CHN</u>	18 JAN 1989		
<u>GORMAN Melissa</u>	<u>AUS</u>	11 DEC 1985	SEVILLE(ESP)	3 MAY 2008
<u>GRIMALDI Martina</u>	<u>ITA</u>	28 SEP 1988		
<u>ILCHENKO Larisa</u>	<u>RUS</u>	18 NOV 1988		
<u>INACIO Daniela</u>	<u>POR</u>	24 MAY 1989		
<u>KOBRICH Kristel</u>	<u>CHI</u>	9 AUG 1985		
<u>LYMPERTA Marianna</u>	<u>GRE</u>	25 JUN 1979		
<u>MARTINEZ Imelda</u>	<u>MEX</u>	16 JUL 1982		
<u>MAURER Angela</u>	<u>GER</u>	27 JUL 1975		
<u>MULLER Aurelie</u>	<u>FRA</u>	7 JUN 1990	SEVILLA(ESP)	3 MAY 2008
<u>OBERSON Swann</u>	<u>SUI</u>	26 JUL 1986		
<u>OKIMOTO Poliana</u>	<u>BRA</u>	8 MAR 1983		
<u>PATTEN Cassandra</u>	<u>GBR</u>	1 JAN 1987		
<u>PAYNE Keri-Anne</u>	<u>GBR</u>	9 DEC 1987		
<u>PECHANOVA Jana</u>	<u>CZE</u>	3 MAR 1981		
<u>PINTO PEREZ Andreina del Valle</u>	<u>VEN</u>	10 SEP 1981	SEVILLA(ESP)	3 MAY 2008
<u>REQUENA Yurema</u>	<u>ESP</u>	1 JAN 1983		
<u>SAMORODINA Natalya</u>	<u>UKR</u>	17 MAR 1983		
<u>SUTTON Chloe</u>	<u>USA</u>	3 FEB 1992		
<u>ZUPAN Teja</u>	<u>SLO</u>	4 DEC 1990		
<u>du TOIT Natalie</u>	<u>RSA</u>	29 JAN 1984		
<u>van DIJK Edith</u>	<u>NED</u>	6 APR 1973	SEVILIA(ESP)	3 MAY 2008

10:24:20 3 AUG 2008

## Entry List By Event



MEN'S MARATHON 10KM  
AS OF 3 AUG 2008

Name	NOC	Date of Birth	Location of Qualification	Date of Qualification
<u>BLAUM Damian</u>	ARG	11 JUN 1981		
<u>CARMO Allan</u>	BRA	3 AUG 1989		
<u>CHERVYNSKIY Igor</u>	UKR	16 DEC 1981		
<u>CLERI Valerio</u>	ITA	19 JUN 1981		
<u>DAVIES David</u>	GBR	3 MAR 1985		
<u>DRATTSEV Evgeny</u>	RUS	24 JAN 1983		
<u>DYATCHIN Vladimir</u>	RUS	14 OCT 1982		
<u>ESCOBAR Luis</u>	MEX	19 OCT 1984		
<u>GERCSAK Csaba</u>	HUN	19 AUG 1988		
<u>GIANNIOTIS Spyridon</u>	GRE	19 FEB 1980		
<u>HERVAS Francisco Jose</u>	ESP	16 AUG 1981		
<u>HQ Chad</u>	RSA	21 JUN 1990		
<u>HURST Ky</u>	AUS	11 MAR 1981	SEUILLE(ESP)	4 MAY 2008
<u>LAVRENTYEV Arseniy</u>	POR	1 FEB 1983		
<u>LURZ Thomas</u>	GER	28 NOV 1979		
<u>MALDONADO SAVERA Erwin Leon</u>	VEN	25 JUL 1983		
<u>MOHAMMAD Saleh</u>	SYR	27 APR 1986		
<u>MONIR Mohamed</u>	EGY	1 FEB 1984	SEVILLIA(ESP)	
<u>RONDY Gilles</u>	FRA	4 SEP 1981	SEVILLA(FRA)	4 MAY 2008
<u>RYCKEMAN Brian</u>	BEL	13 JUL 1984		
<u>STOYCHEV Petar</u>	BUL	24 OCT 1976		
<u>VITEK Rostislav</u>	CZE	6 JAN 1976		
<u>WARKENTIN Mark</u>	USA	14 NOV 1979		
<u>XIN Tong</u>	CHN	6 JAN 1987		
<u>van der WEIJDEN Maarten</u>	NED	31 MAR 1981		

10:24:20 3 AUG 2008





Individual and Relay Swimming														Total Swimmers	Marathon 10km (Swimmers / Entries)				
NOC	50m Freestyle	100m Freestyle	200m Freestyle	400m Freestyle	1500m Freestyle	100m Backstroke	200m Backstroke	100m Breaststroke	200m Breaststroke	100m Butterfly	200m Butterfly	200m Individual Medley	400m Individual Medley			Total Individual Entries	4 x 100m Freestyle	4 x 200m Freestyle	4 x 100m Medley
AHO	1													1					1
ALB	1													1					1
ALG	1	1	1					1	1			1		6					5
AND													1	1					1
ANG										1				1					1
ANT	1													1					1
ARG	1	1		1	1	1		1	1		1			8					5
ARM		1												1					1
ARU		1												1					1
ASA	1													1					1
AUS	2	2	2	2	2	2	2	2	2	2	1	1	1	23	1	1	1	3	19
AUT			1	1	1	1	2	1	2		1	1	1	12		1		1	8
AZE	1													1					1
BAH	1									1	1	1		4					2
BAN						1								1					1
BAR	1	1						1				1	1	5					4
BEL	1	1	1		1					1	1			6					5
BEN	1													1					1
BER		1												1					1
BTH										1				1					1
BLR	1	1				1		1		1				5			1	1	5
BOL		1												1					1
BOT	1													1					1
BRA	2	1	1			1	1	2	2	2	1	1	1	15	1	1	1	3	13
BRN	1													1					1
BUL					1			1	1	1	1	1		6					3
BUR	1													1					1
CAM	1													1					1
CAN	1	2	2	1	1	1	2	2	2	2	1	2	2	21	1	1	1	3	15
CAY		1	1				1			1				4					2
CGO		1												1					1
CHI	1													1					1
CHN	1	1	1	2	2	1	1	1	1	1	2	1		15	1	1		2	16
CIV	1													1					1
CMR	1													1					1
COD	1													1					1
COK								1						1					1
COL	1		1			1	1			1	1	1	1	8					3
COM	1													1					1
CRC			1											1					1
CRO	1	1	1			2	1	1		2	1	1	1	12			1	1	9
CUB							1							1					1
CZE		1	1	1		1	1	1	1	1		1		9					5
DEN	1	1	1	2	1				1	1		1		9					4
DOM	1													1					1
ECU										1				1					1
EGY	1							2	2	1	1	1	1	2					2
ESP	1				1	1	1	2	2	1	1	1	1	12					9
EST	1	1	1				1	1	1			1		7					6
FIJ		1												1					1
FIN	1	1												2					1
FRA	2	2	1	2	2	1	2	1	2	2	1		1	19	1	1	1	3	18
FSM	1													1					1
GBR	1		2	2	2	2	1	2	2	2	1	2	2	21	1	1	1	3	21
GEO			1											1					1
GER	2	1	1	2	1	2	1			2		1		13	1	1		2	10
GRE	1	1	1	1	1	1	1	1	1	1	1	1	2	14		1		1	11
GUI	1													1					1



<u>SUI</u>	1	1	1	1		1	1							6	1			1	5	
<u>SUR</u>										1				1					1	
<u>SVK</u>						1								1					1	
<u>SWE</u>	1	2	1				1	1		1	1			8	1		1	2	7	
<u>SWZ</u>	1													1					1	
<u>SYR</u>						1								1					1	1
<u>TAN</u>	1													1					1	
<u>TJK</u>	1													1					1	
<u>TKM</u>	1													1					1	
<u>TPE</u>									1		1			2					2	
<u>TRI</u>	1	1												3					2	
<u>TUN</u>			1	1	1									3					1	
<u>TUR</u>	1				1	1	1	1	1	1		1	1	9					8	
<u>UAE</u>		1												1					1	
<u>UGA</u>	1													1					1	
<u>UKR</u>	1	1	1	1	1	1	1	2	2	2	2	1	1	17			1	1	11	1
<u>URU</u>	1	1	1											3					2	
<u>USA</u>	2	2	2	2	2	2	2	2	2	2	2	2	2	26	1	1	1	3	21	1
<u>UZB</u>		1	1			1	1	1						6					5	
<u>VEN</u>	1	1	1	1	1				1	2	1	1		10					8	1
<u>VIE</u>									1					1					1	
<u>YEM</u>	1													1					1	
<u>ZAM</u>	1													1					1	
<b>Total:</b>	<b>97</b>	<b>64</b>	<b>58</b>	<b>37</b>	<b>37</b>	<b>45</b>	<b>42</b>	<b>65</b>	<b>53</b>	<b>66</b>	<b>44</b>	<b>47</b>	<b>29</b>	<b>684</b>	<b>16</b>	<b>16</b>	<b>16</b>	<b>48</b>	<b>549</b>	<b>25</b>

7:50:06 17 AUG 2008



Individual and Relay Swimming

NOC	Freestyle 50m	Freestyle 100m	Freestyle 200m	Freestyle 400m	Freestyle 800m	Backstroke 100m	Backstroke 200m	Breaststroke 100m	Breaststroke 200m	Butterfly 100m	Butterfly 200m	Individual Medley 200m	Individual Medley 400m	Total Individual Entries	4 x 100m Freestyle	4 x 200m Freestyle	4 x 100m Medley	Total Relay Entries	Total Swimmers	Marathon 10km (Swimmers / Entries)
ALB	1													1					1	
ANG	1													1					1	
ARG				1	1			1	1		1	1	1	7					4	1
ASA	1													1					1	
AUS	2	2	2	2	2	2	2	2	2	2	2	2	2	26	1	1	1	3	23	1
AUT		1	1	1	1			1	1	1	1		1	9					4	
AZE								1						1					1	
BAH	1	1				1								3					2	
BAN	1													1					1	
BDI	1													1					1	
BEL								1	1					2					1	
BEN	1													1					1	
BER						1								1					1	
BLR	2	1				1		1	1					6	1			1	3	
BOL	1													1					1	
BOT	1													1					1	
BRA	1	1	1	1		1		1	1	2	1	1	1	12	1		1	2	9	2
BRN	1													1					1	
BUL			1											1					1	
BUR	1													1					1	
CAM	1													1					1	
CAN	1	2	2	2	1	1	2	2	1	1	2	2	2	21	1	1	1	3	12	
CHI					1									1					1	1
CHN	2	2	2	2	2	2	2	2	2	2	2	2	2	26	1	1	1	3	24	1
CMR	1													1					1	
COL	1					1				1		1		4					2	
CRC	1													1					1	
CRO	1		1			1	1	1	1					6					4	
CUB			1											1					1	
CYP		1	1							1				3					2	
CZE	1	1				1								3					3	1
DEN	1	1	1	1	1					2	1	1		9		1		1	5	
ECU	1													1					1	
ESA				1	1									2					1	
ESP			1	1	1	2	2		1			2	1	11		1	1	2	12	1
EST	1	1	1							1			1	5					3	
FIN	1	1		1	1	1			1	1				7					4	
FRA	2	2	2	2	2	2	2	1	1	2	2	2	2	24	1	1	1	3	15	1
FSM	1													1					1	
GBR	1	2	2	2	2	2	2	2	1	2	2	2	2	24	1	1	1	3	16	2
GEO								1						1					1	
GER	2	2	2	1	1	2	1	2	2	1		2	1	19	1	1	1	3	13	1
GRE	1	1	1	1	1		1	1	1	1	1			10					6	1
GUA						1	1							2					1	
GUI	1													1					1	
HKG	1	1	1	1	1	1				1			1	8					4	
HON	1													1					1	
HUN	1	1	1	1	1	1	2	1	1	1	2	2	2	17		1		1	14	
INA												1		1					1	
IRL			1			1	1							3					2	
ISL	1	1	1			1		1				1		6					4	
ISR	1	1				1				1				4					1	
ITA	1	1	1	1	2	1		1		1	1		1	11	1	1	1	3	12	1
JAM	1								1					2					2	
JOR	1													1					1	
JPN			2	1	2	2	2	2	2	2	2	1	2	20	1	1	1	3	15	
KAZ	1					1		1						3					3	
KOR	1	1	1	1		1	1	1	2	1	1	1	1	13					9	



Total: 92 49 46 42 36 49 33 49 41 49 30 37 30 001 10 10 20 70 400 10

---

7:50:06 17 AUG 2008