

Every team deserves to run safe and simple swim meets.

THE PROBLEM...

1

Cost (day of meet setup cost)

2

Access to equipment

3

Swim meets are expensive to run (need a ton of swimmers to justify cost)

4

Volunteer Time (man-hours)

5

Software complexity (only certain people know Hy-Tek & console & pads)

6

Transmission touchpoints on the deck (Stopwatches, Paper, Equipment etc.)

THE SOLUTION...

1

SWIM ANY TEAM:

- Swim any team inside or outside your LSC/League
- Invite & manage your friends through the Swimmingly Clubhouse

Setup & score inter-squad meets, dual meets, tri/quad meets, or meets with 20+ teams and have fun competing virtually!

2

SWIM ANY TIME:

- Run meets before/during/after practice time
- Pick up where you left off in the meet when practice groups change
- Run your meet across multiple practices or days, run as many as you like
- Use heat sheets for your side of the meet, or don't - up to you!

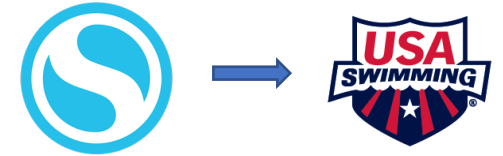
3

SWIM ANYWHERE:

- Safely run your part of the meet at your home pool.
- Designed for each team to use **all their lanes** on their own heat sheet, because leaving empty lanes would be a waste of time.
- No additional pool or equipment charges required.
- Easily accommodate local restrictions of people allowed on deck!



Swim Meets, Made Simple



1a: Activate Account
1b: Purchase Starter Kit
All-in-one WiFi system to run the Swimmingly App, NO internet required

2. UPLOAD ROSTER
Auto-assigns your Swimmer IDs



3. Create/Accept Virtual Meets!
Swim ANY TEAM, ANY TIME, ANYWHERE

4. Complete Entries
SwimminglyFan enabled for LIVE results
OPTION: Skip entries and fill all your lanes with swimmers!



5. Run Your Meet!
Swim ANY TEAM, ANY TIME, ANYWHERE
PAPERLESS, contact-free transmission of data



6. Publish Swim Meet
Results automatically combine, score, place, etc.

1. Results will automatically create an SD3 file.
2. Export SD3 file from Swimmingly
3. Send/Import to USA Swimming database





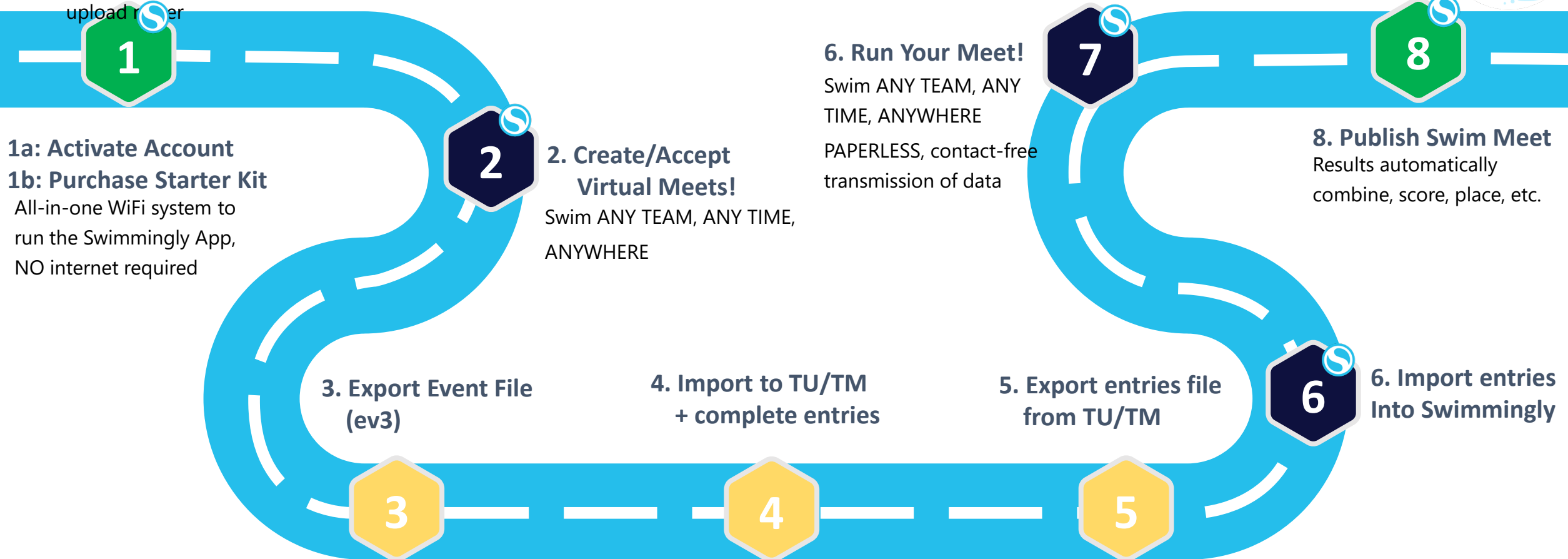
RUN MEET: Swimmingly

Swim Meets, Made Simple

ENTRIES: 3rd Party Team Management



 OPTION: Upload Roster.
 Importing entries later will auto-upload roster



1a: Activate Account
1b: Purchase Starter Kit
All-in-one WiFi system to run the Swimmingly App, NO internet required

3. Export Event File (ev3)

2. Create/Accept Virtual Meets!
Swim ANY TEAM, ANY TIME, ANYWHERE

4. Import to TU/TM + complete entries

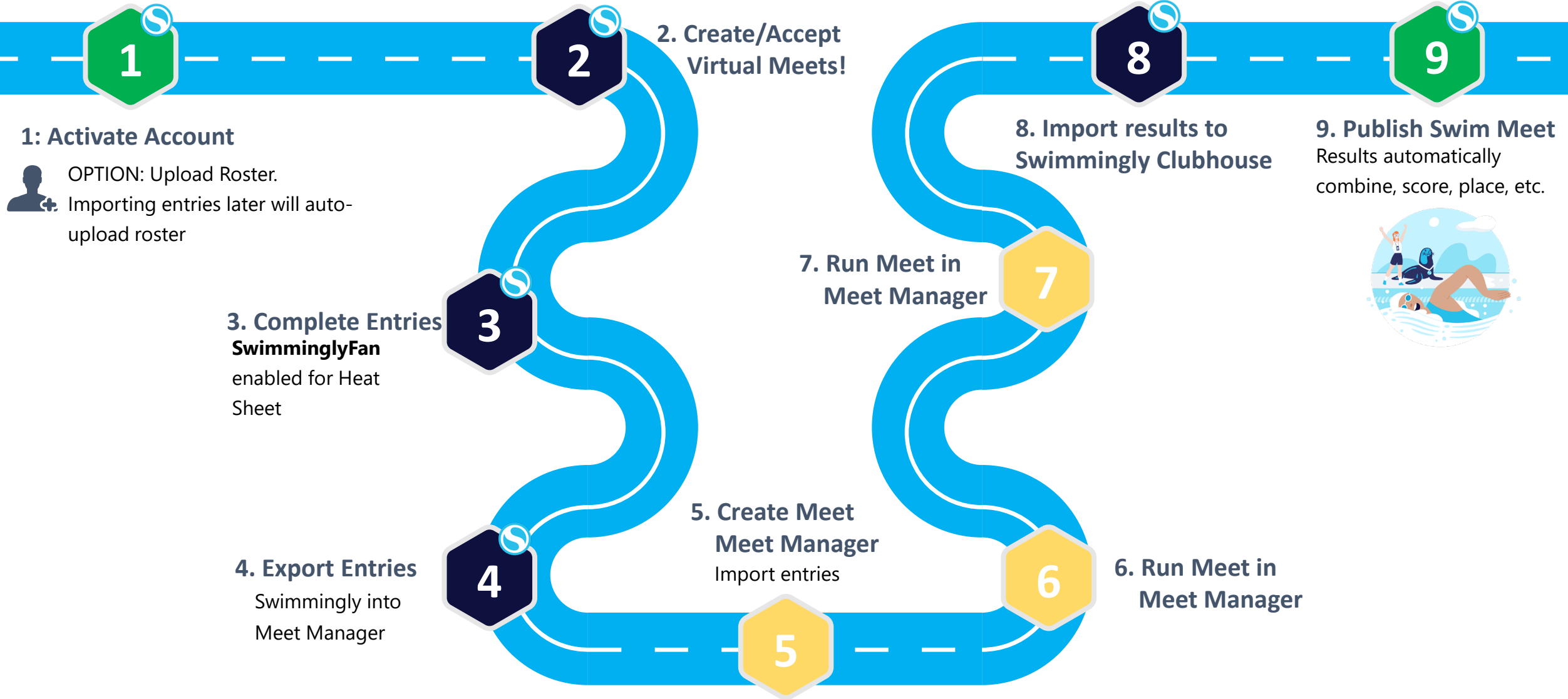
6. Run Your Meet!
Swim ANY TEAM, ANY TIME, ANYWHERE
PAPERLESS, contact-free transmission of data

5. Export entries file from TU/TM

8. Publish Swim Meet
Results automatically combine, score, place, etc.

6. Import entries Into Swimmingly

RUN MEET: Hy-Tek Meet Manager



RUN MEET: Hy-Tek Meet Manager

ENTRIES: 3rd Party Team Management



1: Activate Account

OPTION: Upload Roster.
Importing entries later will auto-upload roster

2. Create/Accept Virtual Meets!

3. Create Meet Meet Manager Export event file

4. Import event file to TU/TM + complete entries

5. Export entry file from TU/MM

6. Import file Into MM

7. Run Meet in MM

8. Export results from MM

8. Import results to Swimmingly Clubhouse

9. Publish Swim Meet Results automatically combine, score, place, etc.

